

THIS DRAWING IS UNPUBLISHED. RELEASED FOR PUBLICATION  
 © COPYRIGHT BY TYCO ELECTRONICS CORPORATION. ALL INTERNATIONAL RIGHTS RESERVED.

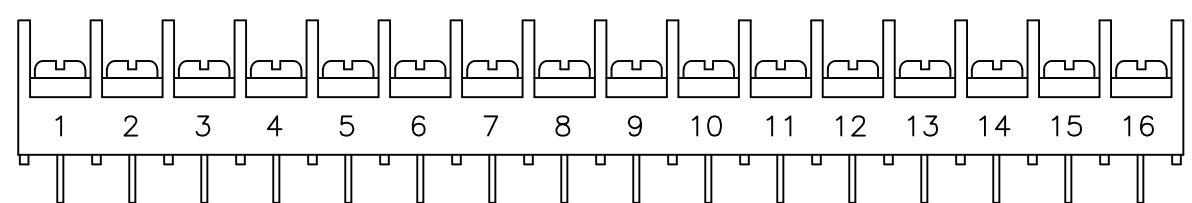
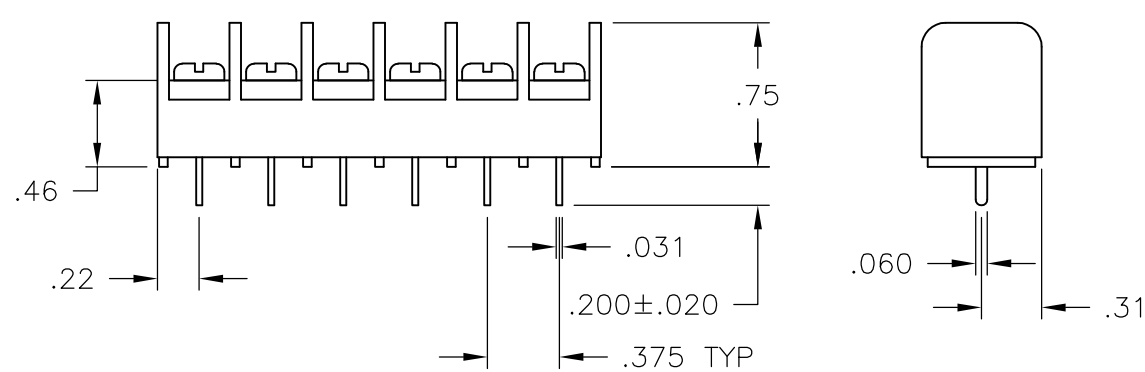
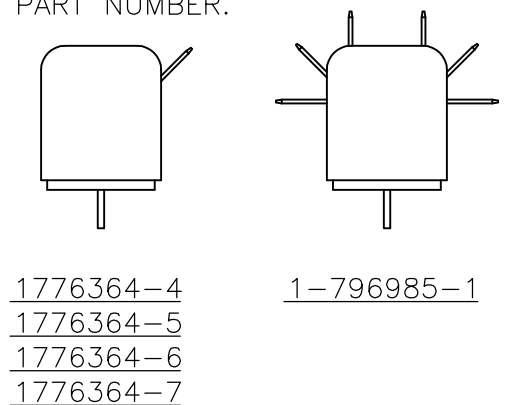

LOC	DIST	REVISIONS			
P	LTR	DESCRIPTION	DATE	DWN	APVD
FT	0				
	D	REVISED PER ECO-10-013614	13OCT10	HMR	CR

**MATERIAL:**  
 HOUSING: THERMOPLASTIC, UL94V-0, BLACK.  
 TERMINALS: BRIGHT TIN OVER COPPER ALLOY.  
 SCREWS: #6-32 STEEL, ZINC PLATING W/ CLEAR CHROMATE. (EXCEPT WHERE NOTED)

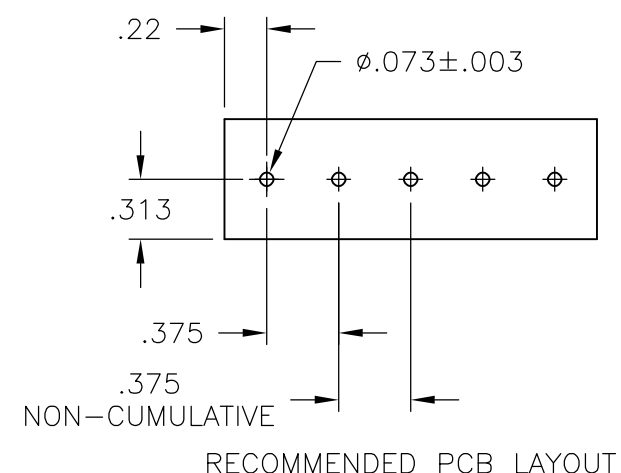
**ELECTRICAL:**  
 RATED CURRENT UL/CSA:  
 CLASS C: 20A, 300V  
 CLASS D: 5A, 600V  
 WIRE RANGE: 12-22 AWG

**MECHANICAL:**  
 RECOMMENDED TORQUE: 7 IN-LB  
 OPERATING TEMP.: 105°C MAX.

- △2 SCREWS ARE BRASS.
- △3 .250 X .032 QC TABS.
- △4 SCREWS ARE STAINLESS STEEL.
- △5 PRELIMINARY PART NUMBER.



9-796985-8



RECOMMENDED PCB LAYOUT

SEE FIGURE

△2	9.436	25	JC6-P105-25	1776346-1
	9.436	25	JC6-P107-25	8-796985-7
	9.061	24	JC6-P107-24	8-796985-6
	8.686	23	JC6-P107-23	8-796985-5
	8.311	22	JC6-P107-22	8-796985-4
	7.936	21	JC6-P107-21	8-796985-3
	7.561	20	JC6-P107-20	5-1437666-5
	7.186	19	JC6-P107-19	8-796985-2
	6.811	18	JC6-P107-18	8-796985-1
	6.436	17	JC6-P107-17	8-796985-0
	6.061	16	JC6-P107-16-502	9-796985-8
	6.061	16	JC6-P107-16	1-1437665-9
	5.686	15	JC6-P107-15	7-796985-9
	5.311	14	JC6-P107-14	1-1437665-8
	4.936	13	JC6-P107-13	1-1437665-7
△2	4.561	12	JC6-P105-12-165	3-796985-9
△2	4.561	12	JC6-P105-12	3-796985-8
	4.561	12	JC6-P107-12	1-1437665-6
△5	4.186	11	JC6-P107-11-241	1776346-7
	4.186	11	JC6-P107-11	1-1437665-5
△5	3.811	10	JC6-P107-10	1-1437665-4
△5	3.436	9	JC6-P107-09-240	1776346-6
	3.436	9	JC6-P107-09	1-1437665-3
△5	3.061	8	JC6-P107-08-239	1776346-5
	3.061	8	JC6-P107-08	1-1437665-2
	2.686	7	JC6-P107-07	1-1437665-1
△4	2.311	6	JC6-P107-06-220	1776346-2
△3	2.311	6	JC6-P107-06-166	1-796985-1
	2.311	6	JC6-P107-06	1-1437665-0
△5	1.936	5	JC6-P107-05-238	1776346-4
	1.936	5	JC6-P107-05	1437665-9
	1.561	4	JC6-P107-04	1437665-7
	1.186	3	JC6-P107-03	1437665-6
	.811	2	JC6-P107-02	1437665-5
	DIM. "A" REF.	NO. OF POS.	CATALOG PART NO.	TE PART NO.

THIS DRAWING IS A CONTROLLED DOCUMENT.		DWN S SCHLEGEL 5/7/03	Tyco Electronics Corporation Harrisburg, PA 17105-3608	
DIMENSIONS: INCHES		CHK S. YODER 5/7/03		
TOLERANCES UNLESS OTHERWISE SPECIFIED:		APVD S. YODER 5/7/03	NAME	
0 PLC ± - 1 PLC ± - 2 PLC ± .01 3 PLC ± .005 4 PLC ± - ANGLES ± -		PRODUCT SPEC	JC6-P107-XX ASSEMBLY	
MATERIAL		APPLICATION SPEC	SIZE	RESTRICTED TO
FINISH		WEIGHT	A3	
		CAGE CODE		
		DRAWING NO		
		G-1437665-5		
		SCALE		
		NTS		
		SHEET		
		1 OF 1		
		REV		
		D		