

THIS DRAWING IS UNPUBLISHED. RELEASED FOR PUBLICATION  
 © COPYRIGHT BY TYCO ELECTRONICS CORPORATION. ALL RIGHTS RESERVED.

LOC	DIST	REVISIONS					
		P	LTR	DESCRIPTION	DATE	DWN	APVD
			D6	REVISED PER ECO-10-009056	09AUG10	HMR	CR

PHYSICAL PROPERTIES:  
 HOUSING MATERIAL: PBT  
 FLAMMABILITY: UL94V-0  
 COLOR: BLACK

TERMINAL:  
 TERMINALS: BRASS, TIN PLATED  
 SCREWS: 6-32, STEEL, NICKEL PLATED

MECHANICAL:  
 PITCH (TERMINAL SPACING): 9.50mm (.374")  
 WIRE RANGE: 12-22 AWG  
 RECOMMENDED TIGHTENING TORQUE: 12IN-LBS MAX.

ELECTRICAL PROPERTIES:  
 MAXIMUM CURRENT: 20A  
 OPERATING VOLTAGE: 300V

ENVIRONMENTAL PROPERTIES:  
 OPERATING TEMP RANGE: -40°C TO 120°C

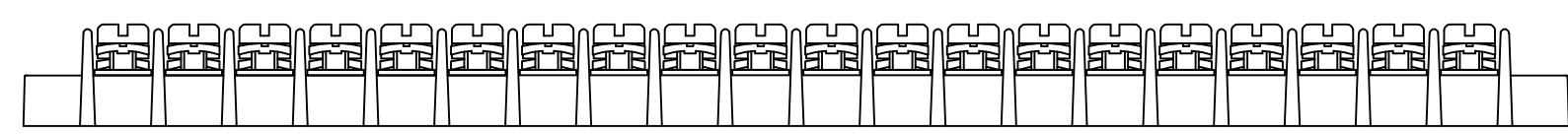
- ① SCREWS ON ONE SIDE IN WIRE READY POSITION.
- ② SEE FIGURE.
- ③ WHITE INK STAMP.
- ④ NICKEL PLATED BRASS SCREWS.
- ⑤ PRELIMINARY PART NUMBER.
- ⑥ TE LOGO LOCATED APPROXIMATE AREA SHOWN.

		152.2	159.7	-	-	15	1-1546307-5
		142.7	150.2	-	-	14	1-1546307-4
		133.2	140.7	-	-	13	1-1546307-3
		123.7	131.2	-	-	12	1-1546307-2
		114.2	121.7	-	-	11	1-1546307-1
⑤	②	104.7	112.2	-	-	10	4-1546307-7
⑤	②	104.7	112.2	-	-	10	4-1546307-6
⑤	④	104.7	112.2	-	-	10	4-1546307-5
⑤	②	104.7	112.2	-	-	10	3-1546307-3
		104.7	112.2	-	-	10	1-1546307-0
③	②	95.2	102.7	4	9	9	4-1546307-8
		95.2	102.7	-	-	9	1546307-9
		85.7	93.2	-	-	8	1546307-8
		76.2	83.7	-	-	7	1546307-7
	⑤	66.7	74.2	-	-	6	4-1546307-4
		66.7	74.2	-	-	6	1546307-6
	⑤	57.2	64.7	-	-	5	4-1546307-3
	⑤	57.2	64.7	-	-	5	4-1546307-2
	⑤	57.2	64.7	-	-	5	4-1546307-1
	⑤	57.2	64.7	-	-	5	4-1546307-0
	⑤	57.2	64.7	-	-	5	3-1546307-9
		57.2	64.7	-	-	5	1546307-5
		47.7	55.2	-	-	4	3-1546307-2
⑤	②	47.7	55.2	-	-	4	1546307-4
	⑤	38.2	45.7	-	-	3	3-1546307-8
	⑤	38.2	45.7	-	-	3	3-1546307-7
	⑤	38.2	45.7	-	-	3	3-1546307-6
	⑤	38.2	45.7	-	-	3	3-1546307-5
	⑤	38.2	45.7	-	-	3	3-1546307-4
		38.2	45.7	-	-	3	1546307-3
		28.7	36.2	-	-	2	1546307-2
		DIM B	DIM A	QC TAB .187 45° ②	QC TAB .187 FLAT ①	NO OF POSN	PART NUMBER

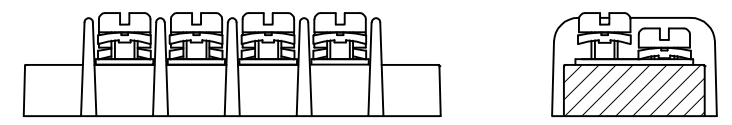
THIS DRAWING IS A CONTROLLED DOCUMENT.		DWN S SCHLEGEL 20AUG2002	Tyco Electronics Corporation Harrisburg, PA 17105-3608	
DIMENSIONS: mm		CHK C RICHARD 8/20/02	Tyco Electronics	
TOLERANCES UNLESS OTHERWISE SPECIFIED:		APVD C RICHARD 8/20/02	NAME 9.50MM (.374) DBL ROW BARRIER STRIP W/ WASHER	
0 PLC ± - 1 PLC ± 0.3 2 PLC ± 0.25 3 PLC ± - 4 PLC ± - ANGLES ± 2'		PRODUCT SPEC -	APPLICATION SPEC -	
MATERIAL -	FINISH -	WEIGHT -	SIZE A3	CAGE CODE 00779
		DRAWING NO G-1546307		RESTRICTED TO -
CUSTOMER DRAWING		SCALE 1:1	SHEET 1 OF 3	REV D6

THIS DRAWING IS UNPUBLISHED. RELEASED FOR PUBLICATION  
 © COPYRIGHT - BY TYCO ELECTRONICS CORPORATION. ALL RIGHTS RESERVED.

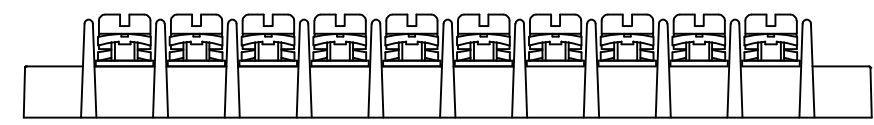
LOC	DIST	REVISIONS			
P	LTR	DESCRIPTION	DATE	DWN	APVD
-	-	SEE SHEET 1	-	-	-



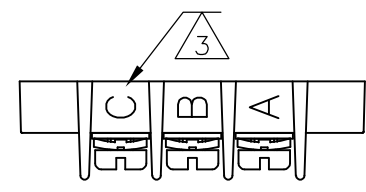
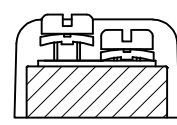
3-1546307-1



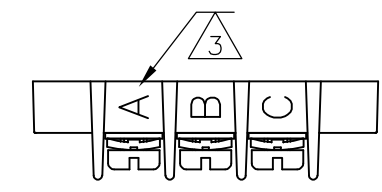
3-1546307-2



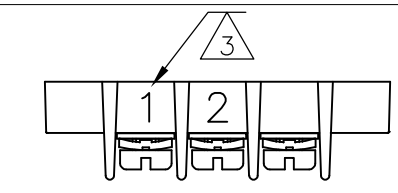
3-1546307-3



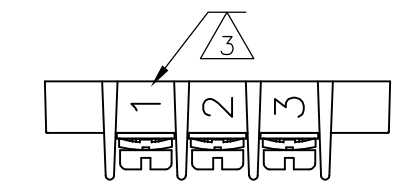
3-1546307-7



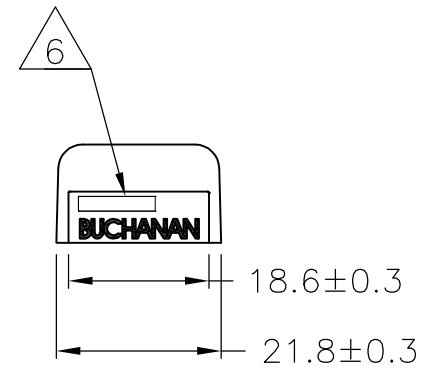
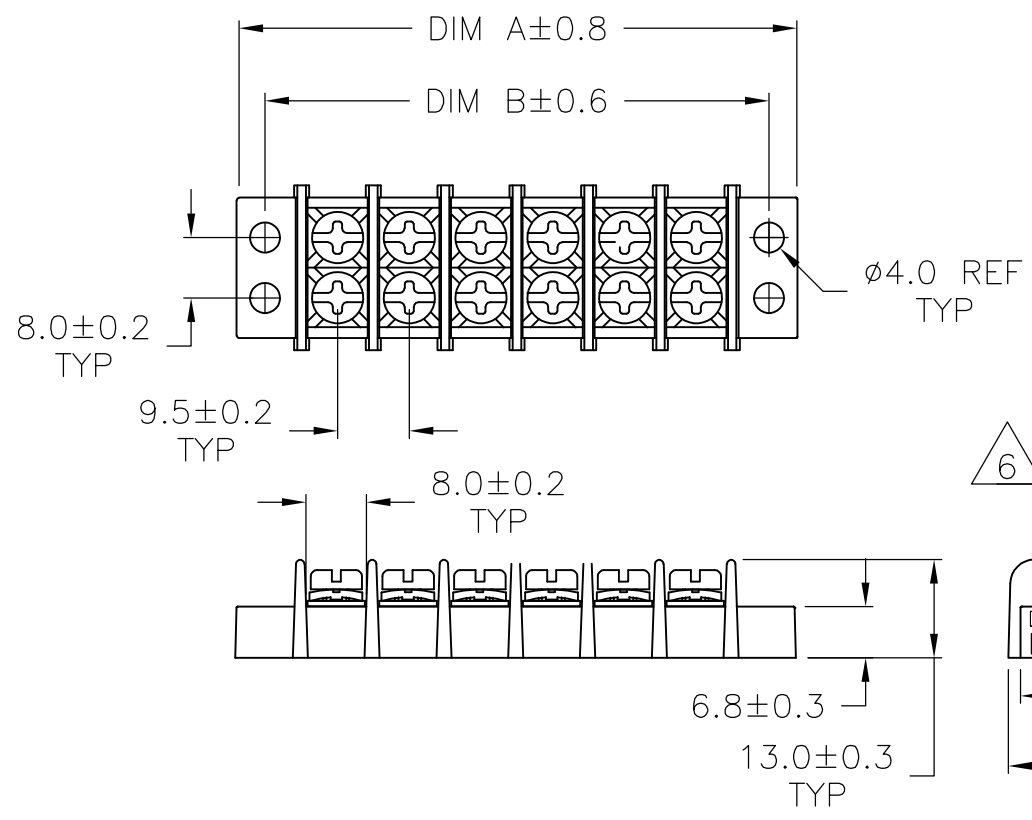
3-1546307-8



3-1546307-5



3-1546307-6



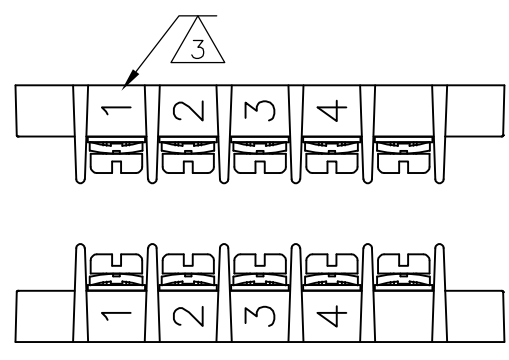
294.7	302.2	-	-	30	3-1546307-0
285.2	292.7	-	-	29	2-1546307-9
275.7	283.2	-	-	28	2-1546307-8
266.2	273.7	-	-	27	2-1546307-7
256.7	264.2	-	-	26	2-1546307-6
247.2	254.7	-	-	25	2-1546307-5
237.7	245.2	-	-	24	2-1546307-4
228.2	235.7	-	-	23	2-1546307-3
218.7	226.2	-	-	22	2-1546307-2
209.2	216.7	-	-	21	2-1546307-1
199.7	207.2	-	-	20	3-1546307-1
199.7	207.2	-	-	20	2-1546307-0
190.2	197.7	-	-	19	1-1546307-9
180.7	188.2	-	-	18	1-1546307-8
171.2	178.7	-	-	17	1-1546307-7
161.7	169.2	-	-	16	1-1546307-6
DIM B	DIM A	QC TAB .187 45° ②	QC TAB .187 FLAT ①	NO OF POSN	PART NUMBER

THIS DRAWING IS A CONTROLLED DOCUMENT.

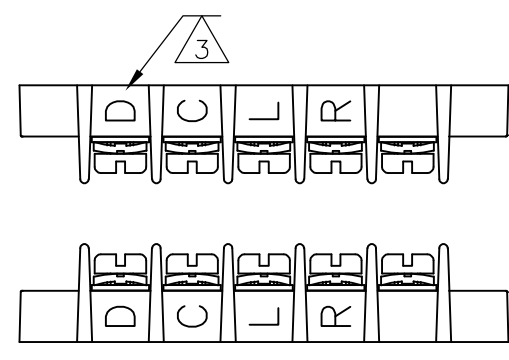
DIMENSIONS: mm	TOLERANCES UNLESS OTHERWISE SPECIFIED:	DWN S SCHLEGEL 20AUG2002	Tyco Electronics Corporation Harrisburg, PA 17105-3608	
	0 PLC ± -	CHK C RICHARD 8/20/02	<b>9.50MM (.374) DBL ROW BARRIER STRIP W/ WASHER</b>	
	1 PLC ± 0.3	APVD C RICHARD 8/20/02		
	2 PLC ± 0.25	PRODUCT SPEC	NAME	SIZE CAGE CODE DRAWING NO RESTRICTED TO A3 00779 C-1546307 -
	3 PLC ± -	APPLICATION SPEC	9.50MM (.374) DBL ROW BARRIER STRIP W/ WASHER	
MATERIAL	4 PLC ± -	WEIGHT -	SCALE 1:1	SHEET 2 OF 3 REV D6
	ANGLES ± 2'	FINISH -	CUSTOMER DRAWING	

THIS DRAWING IS UNPUBLISHED. RELEASED FOR PUBLICATION  
 © COPYRIGHT - BY TYCO ELECTRONICS CORPORATION. ALL RIGHTS RESERVED.

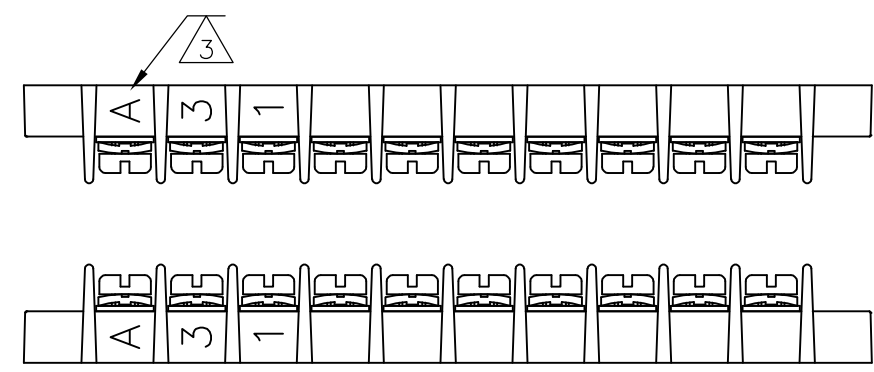
LOC	DIST	REVISIONS			
P	LTR	DESCRIPTION	DATE	DWN	APVD
-	-	SEE SHEET 1	-	-	-



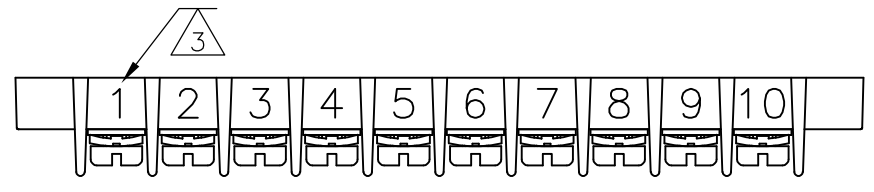
4-1546307-2



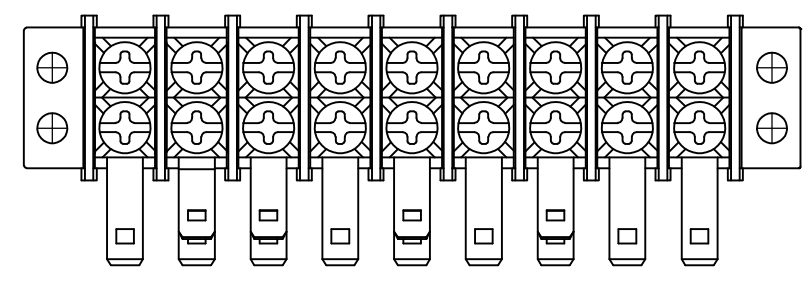
4-1546307-3



4-1546307-7

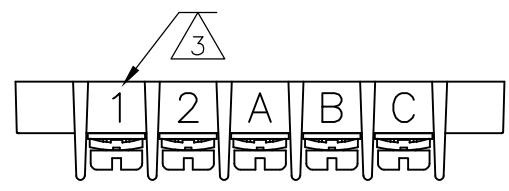


4-1546307-6

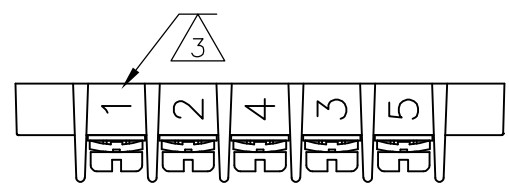


4-1546307-8

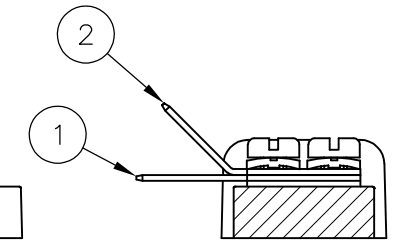
MARK BOTH SIDES



4-1546307-0



4-1546307-1



THIS DRAWING IS A CONTROLLED DOCUMENT.		DWN S SCHLEGEL 20AUG2002	Tyco Electronics Corporation Harrisburg, PA 17105-3608	
DIMENSIONS: mm		CHK C RICHARD 8/20/02	NAME 9.50MM (.374) DBL ROW BARRIER STRIP W/ WASHER	
TOLERANCES UNLESS OTHERWISE SPECIFIED:		APVD C RICHARD 8/20/02	PRODUCT SPEC	RESTRICTED TO
0 PLC ± - 1 PLC ± 0.3 2 PLC ± 0.25 3 PLC ± - 4 PLC ± - ANGLES ± 2°		APPLICATION SPEC	SIZE A3	CAGE CODE 00779
MATERIAL	FINISH	WEIGHT	DRAWING NO G-1546307	REV D6
		CUSTOMER DRAWING	SCALE 1:1	SHEET 3 OF 3