

THIS DRAWING IS UNPUBLISHED. RELEASED FOR PUBLICATION

© COPYRIGHT BY TYCO ELECTRONICS CORPORATION. ALL INTERNATIONAL RIGHTS RESERVED.

LOC FT DIST 0

REVISIONS

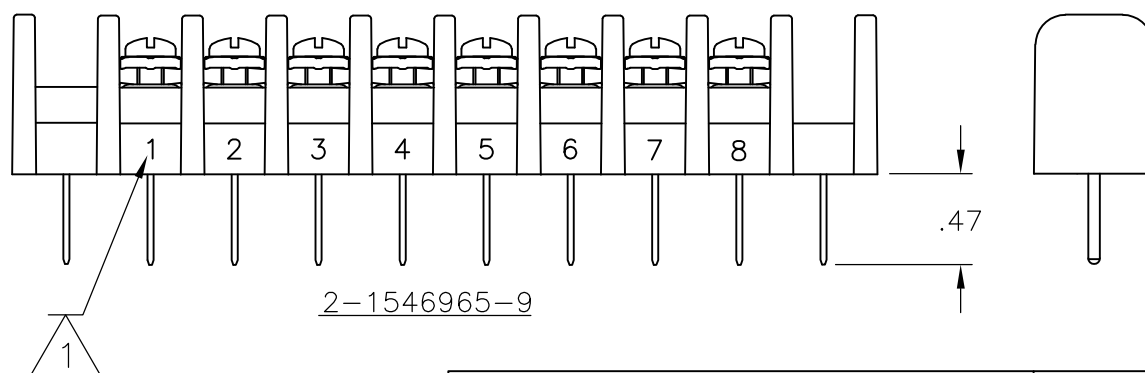
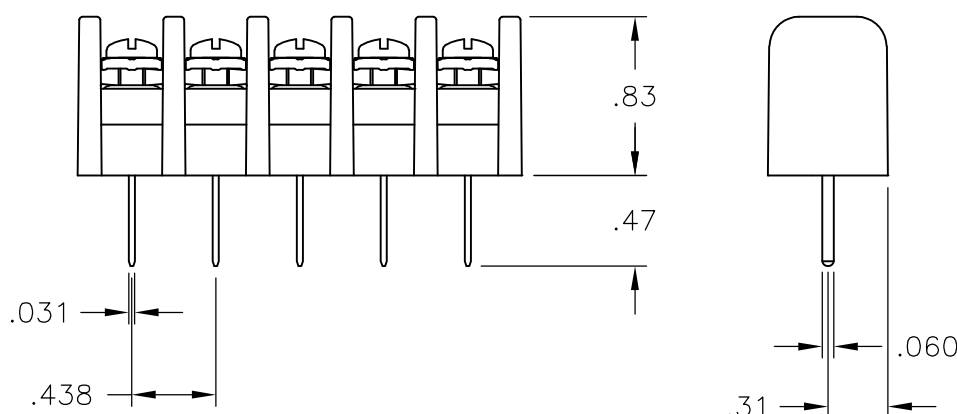
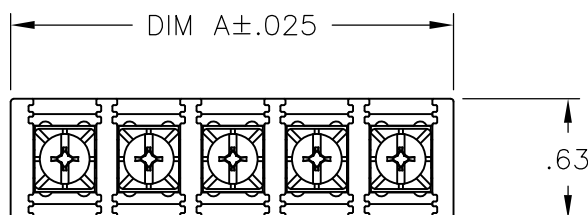
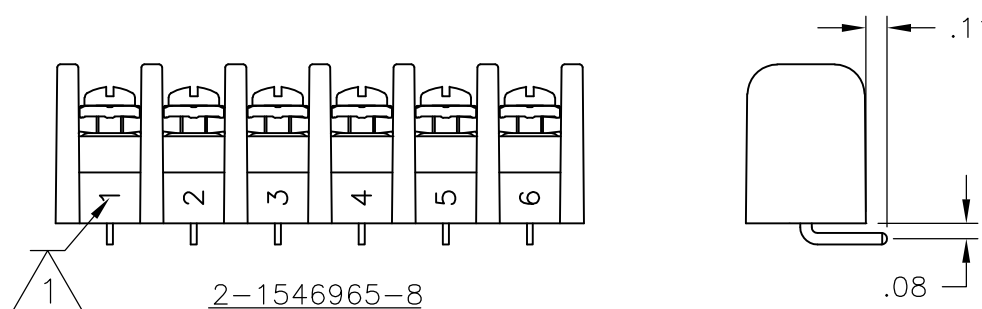
P	LTR	DESCRIPTION	DATE	DWN	APVD
	02	REVISED PER ECO-09-010580	04MAY09	HMR	CR

**MATERIAL:**  
 HOUSING: THERMOPLASTIC, UL94V-2, BLACK.  
 TERMINAL: BRASS, BRIGHT TIN PLATED.  
 SCREWS: 6-32, STEEL, ZINC PLATED W/ CLEAR CHROMATE, UNLESS OTHERWISE SPECIFIED.

**ELECTRICAL:**  
 MAXIMUM CURRENT: 20A.  
 OPERATING VOLTAGE: 600V.  
 WIRE RANGE: 12-22 AWG MAX.

**ENVIRONMENT:**  
 OPERATING TEMP.: -60°C TO +105°C.

- 1 INK MARKED AS SHOWN.
- 2 PRELIMINARY PART NUMBER.



DIM A	NO. OF POS.	CATALOG NUMBER	PART NUMBER
11.937	27	SSB7FP270402	2-1546965-7
11.500	26	SSB7FP260402	2-1546965-6
11.062	25	SSB7FP250402	2-1546965-5
10.625	24	SSB7FP240402	2-1546965-4
10.187	23	SSB7FP230402	2-1546965-3
9.750	22	SSB7FP220402	2-1546965-2
9.312	21	SSB7FP210402	2-1546965-1
8.875	20	SSB7FP200402	2-1546965-0
8.437	19	SSB7FP190402	1-1546965-9
8.000	18	SSB7FP180402	1-1546965-8
7.562	17	SSB7FP170402	1-1546965-7
7.125	16	SSB7FP160402	1-1546965-6
6.687	15	SSB7FP150402	1-1546965-5
6.250	14	SSB7FP140402	1-1546965-4
5.812	13	SSB7FP130402	1-1546965-3
5.375	12	SSB7FP120402	1-1546965-2
4.937	11	SSB7FP110402	1-1546965-1
4.500	10	SSB7FP100402	1-1546965-0
4.062	9	SSB7FP090402	1546965-9
4.500	8	SSB7FM08040211	2-1546965-9
3.625	8	SSB7FP080402	1546965-8
3.187	7	SSB7FP070402	8-796602-8
2.750	6	SSB7FP06060213	2-1546965-8
2.750	6	SSB7FP060402	1546965-6
2.312	5	SSB7FP050402	1-1437416-9
1.875	4	SSB7FP040402	1546965-4
1.437	3	SSB7FP030402	1546965-3
1.000	2	SSB7FP020402	1546965-2

SEE FIGURE 1 2

SEE FIGURE 1 2

THIS DRAWING IS A CONTROLLED DOCUMENT.

DIMENSIONS: INCHES	TOLERANCES UNLESS OTHERWISE SPECIFIED:	DWN S SCHL GEL 6/22/04	Tyco Electronics Corporation Harrisburg, PA 17105-3608
	0 PLC ± -	CHK S YODER 6/22/04	
	1 PLC ± -	APVD S YODER 6/22/04	
	2 PLC ± .02	NAME	
	3 PLC ± .010	PRODUCT SPEC	SSB7FPXX0402
	4 PLC ± -	APPLICATION SPEC	
	ANGLES ± 1°	WEIGHT -	SIZE A3 CAGE CODE 00779 DRAWING NO C-8-796602-8 RESTRICTED TO -
MATERIAL -	FINISH -	CUSTOMER DRAWING SCALE NTS SHEET 1 OF 1 REV 02	