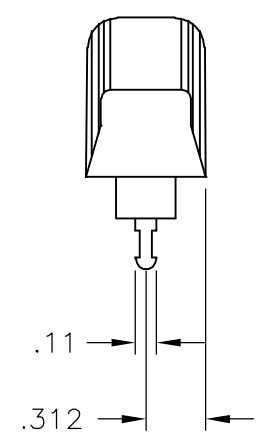
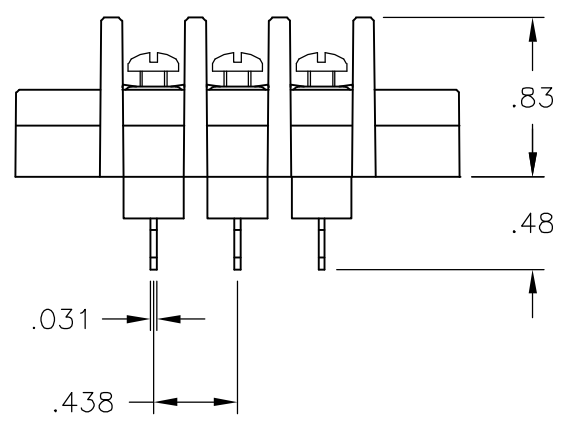
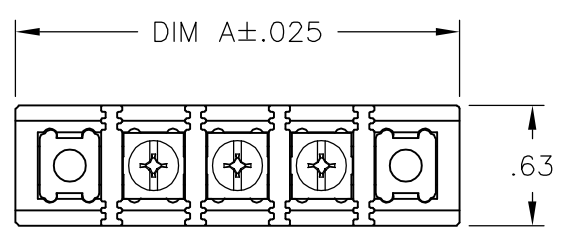


THIS DRAWING IS UNPUBLISHED. RELEASED FOR PUBLICATION
 © COPYRIGHT BY TYCO ELECTRONICS CORPORATION. ALL RIGHTS RESERVED.

LOC	DIST	REVISIONS					
FT	0	P	LTR	DESCRIPTION	DATE	DWN	APVD
			01	REVISED PER ECO-06-14607	6/22/06	SS	SRY

NOTES:
MECHANICAL:
 HOUSING: THERMOPLASTIC, UL94V-2, BLACK.
 TERMINALS: BRASS, BRIGHT TIN PLATE.
 SCREWS: 6-32, STEEL, PLATED .0002 MIN ZINC W/
 CLEAR CHROMATE COATING. UNLESS OTHERWISE
 SPECIFIED.
 TIGHTENING TORQUE: 8 IN-LB.
ELECTRICAL:
 MAXIMUM CURRENT: 20A.
 OPERATING VOLTAGE: 600V
 WIRE RANGE: 12-22 AWG
ENVIRONMENTAL:
 OPERATING TEMP.: -60°C TO 105°C

- ① SCREWS ARE STAINLESS STEEL.
- ② PRELIMINARY PART NUMBER.
- ③ SCREWS ARE PACKAGED SEPARATELY.



DIM A	NO. OF POS.	CATALOG NUMBER	PART NUMBER
11.937	25	SSB7TG250101	2-1546975-5
11.500	24	SSB7TG240101	2-1546975-4
11.062	23	SSB7TG230101	2-1546975-3
10.625	22	SSB7TG220101	2-1546975-2
10.187	21	SSB7TG210101	2-1546975-1
9.750	20	SSB7TG200101	1-1546561-1
9.312	19	SSB7TG190101	1-1546975-9
8.875	18	SSB7TG180101	1-1546975-8
8.437	17	SSB7TG170101	1-1546975-7
8.000	16	SSB7TG160100	2-1437417-8
8.000	16	SSB7TG160101	1-1546975-6
7.562	15	SSB7TG150101	1-1546975-5
7.125	14	SSB7TG140103	2-1546975-6
7.125	14	SSB7TG140101	1-796602-8
6.687	13	SSB7TG130101	1-1546975-3
6.250	12	SSB7TG120101	1546561-9
5.812	11	SSB7TG110101	1-1546975-1
5.375	10	SSB7TG100101	9-1437416-9
4.937	9	SSB7TG090101	3-796602-9
4.500	8	SSB7TG080101	9-1437416-7
4.062	7	SSB7TG070101	9-1437416-6
3.625	6	SSB7TG060101	1546975-6
3.187	5	SSB7TG050101	1546975-5
2.750	4	SSB7TG040101	9-1437416-5
2.312	3	SSB7TG030101	1546975-3
1.875	2	SSB7TG020101	1546975-2
1.437	1	SSB7TG010101	1546975-1

THIS DRAWING IS A CONTROLLED DOCUMENT.		DWN S SCHL GEL 9/28/04	BUCHANAN Tyco Electronics Corporation Harrisburg, Pa 17105-3608	
DIMENSIONS: INCHES		CHK S YODER 9/28/04		
TOLERANCES UNLESS OTHERWISE SPECIFIED:		APVD S YODER 9/28/04	NAME SSB7TGXX0101	
0 PLC ± -		PRODUCT SPEC -	SIZE CAGE CODE DRAWING NO RESTRICTED TO	
1 PLC ± -		APPLICATION SPEC -	A3 00779 C-1-796602-8	
2 PLC ± .02		WEIGHT -	SCALE NTS SHEET 1 OF 1 REV 01	
3 PLC ± .010		CUSTOMER DRAWING		
4 PLC ± -				
ANGLES ± 1'				
MATERIAL -				
FINISH -				