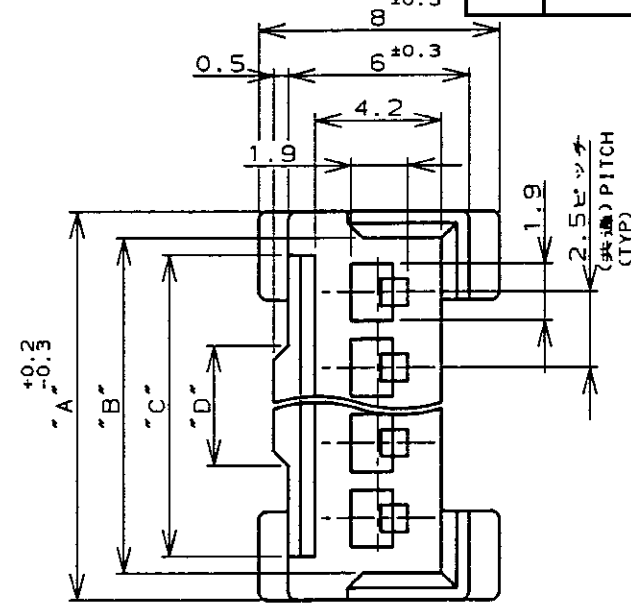
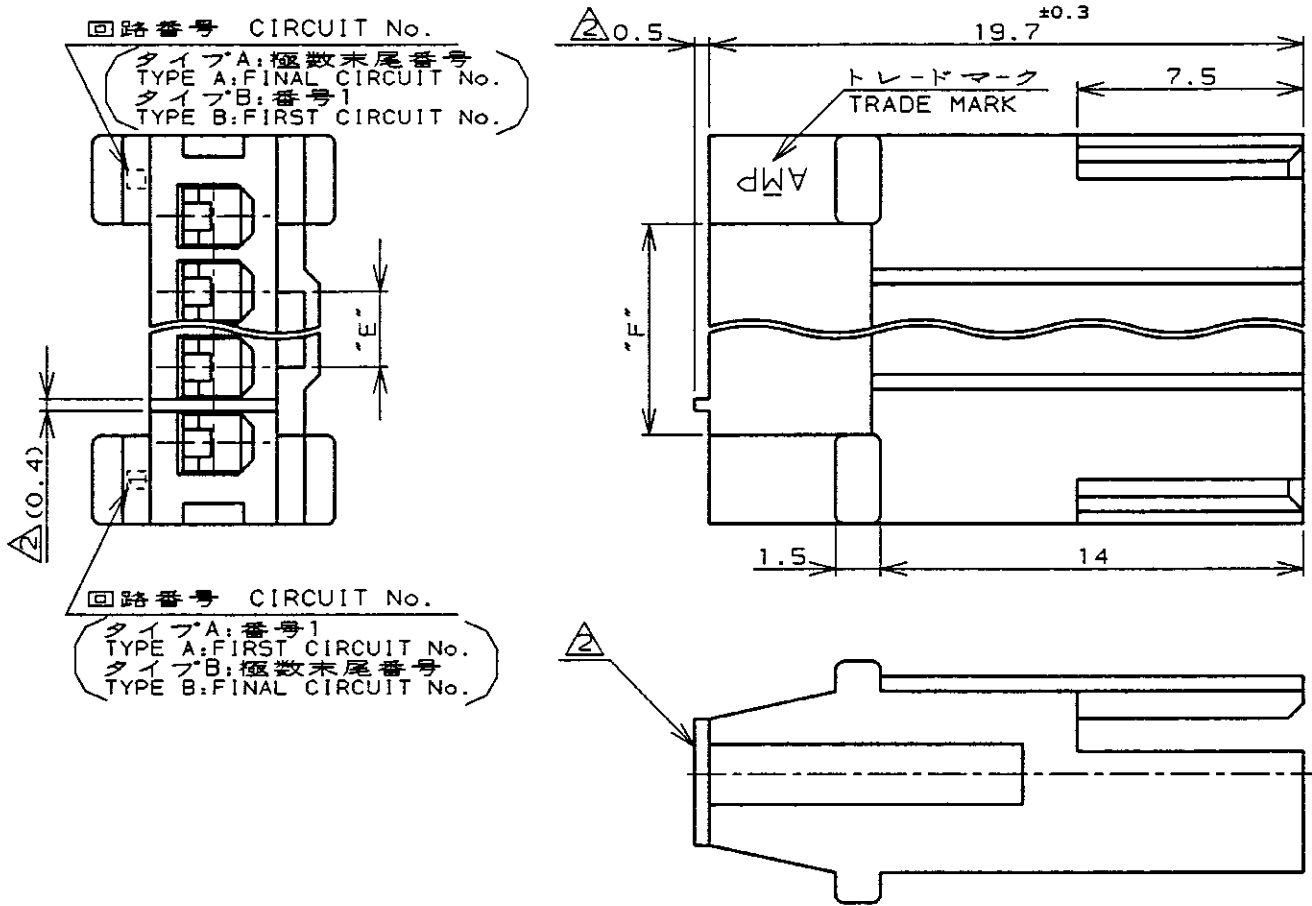


LOC	DIST	REVISIONS						
		P	LTR	DESCRIPTION	ECN	DATE	DWN	APVD
J		F		再作成 REDRAWN W/CHANGE	FJ00-5116-96	8/1 '96	H.H	S.K
		F1		REV PER ECO-10-000444		08JAN10	KK	AEG

2~6Pos.: AS SHOWN
 2~6極品: 本図
 (8, 10, 12極品はSHEET 2/2を参照)
 (8, 10, 12Pos. -SEE SHEET 2/2)



- NOTES;
- APPLICABLE CONTACT NUMBER:
 170376 (AWG #20-#26)
 170377 (AWG #26-#30)
 - APPLY TO 2Pos. HOUSING ONLY.

4
 OBSOLETE

回路番号 タイプ CIRCUIT No. TYPE	嵌合相手 ハウジング型番 MATING COUNTER PARTS No.	寸法 DIMENSIONS										極数 Pos.					
		"F"	"E"	"D"	"C"	"B"	"A"	極数 Pos.	赤色 RED	緑色 GREEN	青色 BLUE	黒色 BLACK	自然色 NATURAL				
B (逆転) REVERSE TYPE 171880		(12)	▲	▲	15	16.1	17.9	6							4- ▲ -6	2- ▲ -6	▲ -6
		(9.5)			12.5	13.6	15.4	5							4- -5	2- -5	-5
		(7)			10	11.1	12.9	4							4- -4	2- -4	-4
		(4.5)	2.5	4	7.5	8.6	10.4	3							4- -3	2- -3	-3
A (標準) STANDARD TYPE 171822		(12)	▲	▲	15	16.1	17.9	6							4- ▲ -6	2- ▲ -6	▲ -6
		(9.5)			12.5	13.6	15.4	5							4- -5	2- -5	-5
		(7)			10	11.1	12.9	4							4- -4	2- -4	-4
		(4.5)	2.5	4	7.5	8.6	10.4	3	8- ▲ -3	6- ▲ -3	4- -3	2- -3			4- -3	2- -3	-3
		(2)	2	3.5	5	6.1	7.9	2	8-172211-2	6-172211-2	4-172211-2	2-172211-2	172211-2				

- 注記
- 通用コンタクト型番: 170376 (AWG #20-#26)
 170377 (AWG #26-#30)
 - 2極品にのみ適用
 - OBSOLETE PARTS: OBSOLETE CIS STREAMLINING PER D.RENAUD/D.SINISI

THIS DRAWING IS A CONTROLLED DOCUMENT FOR AMP INCORPORATED. IT IS SUBJECT TO CHANGE AND THE CONTROLLING ENGINEERING ORGANIZATION SHOULD BE CONTACTED FOR THE LATEST REVISION.

AMP Kawasaki, Japan

NAME: E1 シリーズ コネクタ (電線対電線)
 E1 SERIES CONNECTOR (Wire-to-Wire)
 フリーハンギングタイプ キャップハウジング
 FREE HANGING TYPE CAP HOUSING

PRODUCT SPEC: 108-5118
 APPLICATION SPEC: 114-5035

SIZE: A3 CAGE CODE: 00779 DRAWING NO: 172211

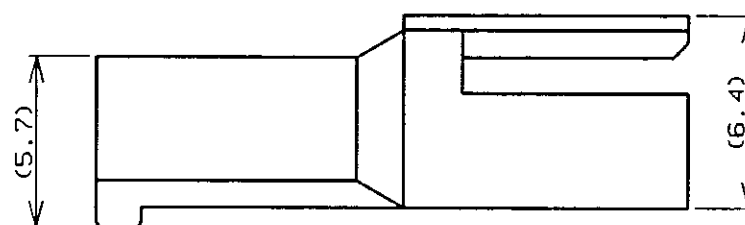
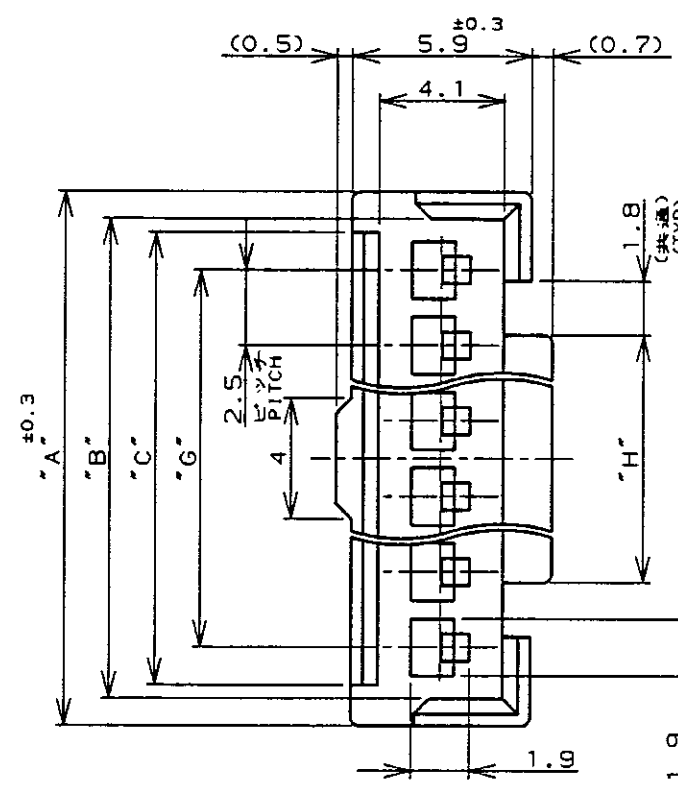
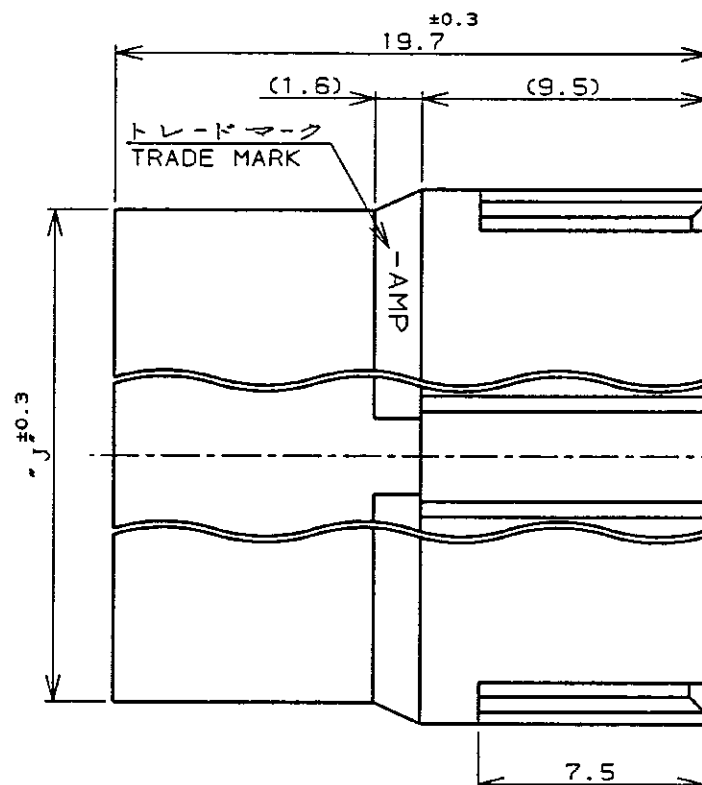
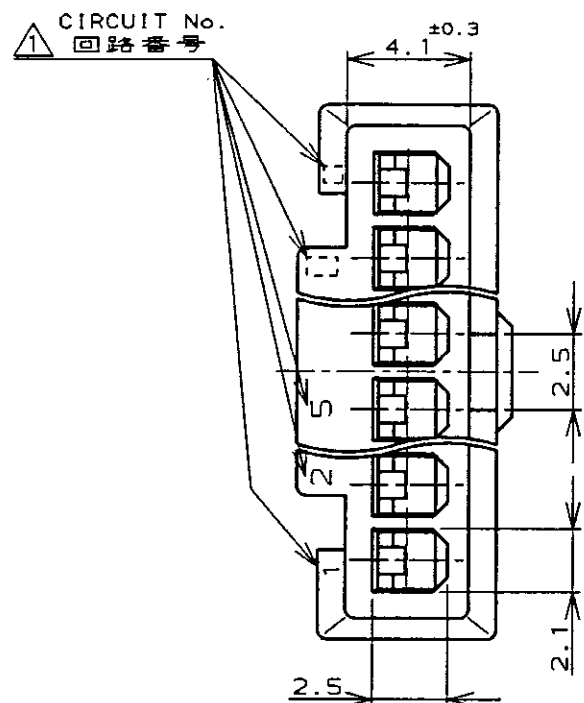
MATERIAL: 66ナイロン (UL94V-0) FINISH: 色: 表参照 COLOR: SEE TABLE

SCALE: 4-1 SHEET 1 OF 2 REV F1

CUSTOMER DRAWING

LOC	DIST	REVISIONS						
J		P	LTR	DESCRIPTION	ECN	DATE	DWN	APVD
				SHEET 1/2 参照	SEE SHEET 1/2			

8, 10, 12Pos.: AS SHOWN
 8, 10, 12極品: 本図
 (2~6極品はSHEET 1/2を参照)
 (2~6Pos.-SEE SHEET 1/2)



NOTES;

△ CIRCUIT NUMBER: INDICATE EACH TWO NUMBERS FROM THE FIRST, FINAL AND CIRCUIT No.5.

2. APPLICABLE CONTACT NUMBER:

170376 (AWG #20-#26)

170377 (AWG #26-#30)

3. MATING COUNTER PARTS NUMBER: 171822

注記;

△ 回路番号は表示は1, 2, 5及び最終番号(極数)とその1番前の番号のみ。

2. 通用コンタクト型番: 170376 (AWG #20-#26)

170377 (AWG #26-#30)

3. 嵌合相手リセハウジング型番: 171822

黒色 BLACK	21.3	13.2	17.5	20	20.9	22.7	8	2-	▲	-8
自然色 NATURAL	31.3	23.2	27.5	30	30.9	32.7	12	1-		-2
	26.3	18.2	22.5	25	25.9	27.7	10	1-		-0
	21.3	13.2	17.5	20	20.9	22.7	8			172211-8
ハウジング色 HOUSING COLOR	"J"	"H"	"G"	"C"	"B"	"A"	極数 Pos.		型番 PARTS No.	

THIS DRAWING IS A CONTROLLED DOCUMENT FOR AMP INCORPORATED. IT IS SUBJECT TO CHANGE AND THE CONTROLLING ENGINEERING ORGANIZATION SHOULD BE CONTACTED FOR THE LATEST REVISION.		DWN H. Hoshino 9/1 '96	AMP 日本エー・エム・ピー株式会社 Kawasaki, Japan
DIMENSIONS: 単位: 概 mm		CHK A. Tanigawa 9/1 '96	
TOLERANCES UNLESS OTHERWISE SPECIFIED 一般公差 10% : ±0.2 30% : ±0.25 100% : ±0.3 ANGLE : ±3°		APVD S. Kubouchi 1/1 '96	NAME EI シリーズ コネクタ (電線対電線) EI SERISE CONNECTOR (Wire-to-Wire) フリーハンギングタイプ キャップハウジング FREE HANGING TYPE CAP HOUSING.
MATERIAL 材料 66ナイロン 66NYLON (UL94V-0)		PRODUCT SPEC 製品規格 108-5118	SIZE A3
FINISH 色: 表参照 COLOR: SEE TABLE		APPLICATION SPEC 取付適用規格 114-5035	CAGE CODE 00779
CUSTOMER DRAWING		WEIGHT	DRAWING NO. C-172211
		SCALE 尺実 4-1	SHEET 2 OF 2
			REV F1