

THIS DRAWING IS UNPUBLISHED. RELEASED FOR PUBLICATION

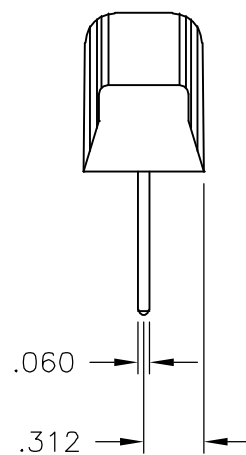
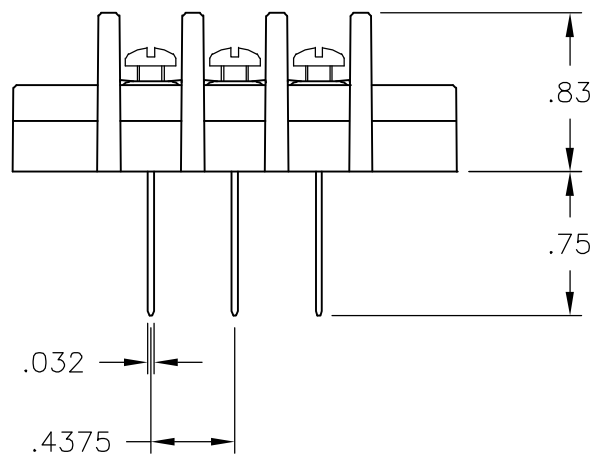
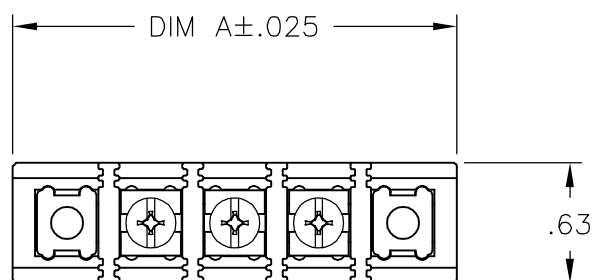
© COPYRIGHT BY TYCO ELECTRONICS CORPORATION. ALL RIGHTS RESERVED.

LOC	DIST	REVISIONS					
FT	0	P	LTR	DESCRIPTION	DATE	DWN	APVD
			A	-	12/14/06	SS	SRY

MATERIAL:  
 HOUSING: NYLON, UL94V-0, BLACK.  
 TERMINALS: BRASS, BRIGHT TIN PLATED.  
 SCREWS: 6-32, STEEL, ZINC AND CHROMATE PLATED.

ELECTRICAL:  
 MAXIMUM CURRENT: 20A.  
 OPERATING VOLTAGE: 600V.  
 WIRE RANGE: 12-22 AWG.

ENVIRONMENT:  
 OPERATING TEMP.: -60°C TO +105°C



DIM A	NO. OF POS.	CATALOG NUMBER	PART NUMBER
11.937	25	SSB7FG250701	2-1776979-5
11.500	24	SSB7FG240701	2-1776979-4
11.062	23	SSB7FG230701	2-1776979-3
10.625	22	SSB7FG220701	2-1776979-2
10.187	21	SSB7FG210701	2-1776979-1
9.750	20	SSB7FG200701	2-1776979-0
9.312	19	SSB7FG190701	1-1776979-9
8.875	18	SSB7FG180701	1-1776979-8
8.437	17	SSB7FG170701	1-1776979-7
8.000	16	SSB7FG160701	1-1776979-6
7.562	15	SSB7FG150701	1-1776979-5
7.125	14	SSB7FG140701	1-1776979-4
6.687	13	SSB7FG130701	1-1776979-3
6.250	12	SSB7FG120701	1-1776979-2
5.812	11	SSB7FG110701	1-1776979-1
5.375	10	SSB7FG100701	1-1776979-0
4.937	9	SSB7FG090701	1776979-9
4.500	8	SSB7FG080701	1776979-8
4.062	7	SSB7FG070701	1776979-7
3.625	6	SSB7FG060701	8-1437415-9
3.187	5	SSB7FG050701	1776979-5
2.750	4	SSB7FG040701	1776979-4
2.312	3	SSB7FG030701	1776979-3
1.875	2	SSB7FG020701	1776979-2
1.437	1	SSB7FG010701	1776979-1

THIS DRAWING IS A CONTROLLED DOCUMENT.		DWN S SCHL GEL 12/14/06	Tyco Electronics Corporation Harrisburg, PA 17105-3608	
DIMENSIONS: INCHES		CHK S YODER 12/14/06		
TOLERANCES UNLESS OTHERWISE SPECIFIED:		APVD S YODER 12/14/06	NAME SSB7FGXX0701	
0 PLC ± - 1 PLC ± - 2 PLC ± .02 3 PLC ± .010 4 PLC ± - ANGLES ± 1°		PRODUCT SPEC -	RESTRICTED TO -	
MATERIAL -		APPLICATION SPEC -	SIZE A3	CAGE CODE 00779
FINISH -		WEIGHT -	DRAWING NO C-8-1437415-9	REV A
CUSTOMER DRAWING			SCALE NTS	SHEET 1 OF 1