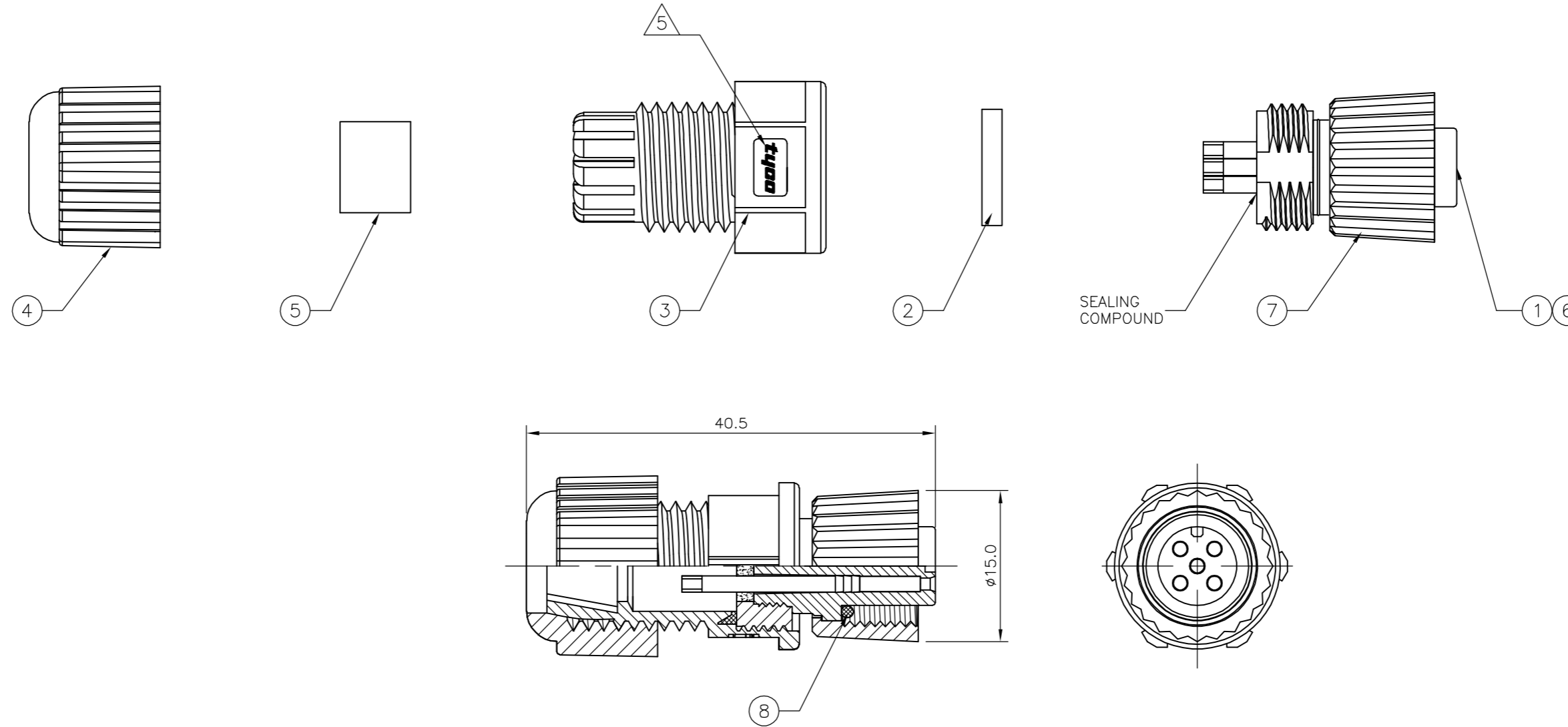


THIS DRAWING IS UNPUBLISHED. RELEASED FOR PUBLICATION 14MAR, 2006.  
 © COPYRIGHT 2006 BY TYCO ELECTRONICS CORPORATION. ALL RIGHTS RESERVED.


| Loc | DIST | REVISIONS |     |               |         |     |      |
|-----|------|-----------|-----|---------------|---------|-----|------|
|     |      | P         | LTR | DESCRIPTION   | DATE    | DWN | APVD |
| E   | B    | B         |     | ECR-06-025207 | 26OCT06 | AM  | FWK  |

- NOTES:**
- ELECTRICAL DATA: CONTACT RESISTANCE: 10 mOhm MAX  
 INSULATION RESISTANCE: 100 MOhm MIN at 500VDC  
 CURRENT RATING: 5 AMPS (FOR 3, 4 AND 5 POSITIONS) AND 2 AMPS (FOR 8 POSITIONS)  
 BREAKDOWN VOLTAGE: 500 VAC MIN PER MINUTE
  - ENVIRONMENTAL: OPERATING TEMPERATURE: -25°C TO +90°C  
 SEALING REQUIREMENTS: IP67
  - PACKAGING: 107-3334
  - SEAL FOR CABLE OD:  $\phi 4.5\text{mm}$  -  $\phi 6.5\text{mm}$
  - FOR TECHNICAL DATA REFER TO YOUR LOCAL TYCO ELECTRONICS SALES OFFICE.
  - ALL DIMENSIONS ARE FOR NOMINAL REFERENCE ONLY UNLESS OTHERWISE STATED.


| ITEM | DESCRIPTION       | MATERIAL | FINISH/COLOUR                       | QUANTITY / ITEM |    |    |
|------|-------------------|----------|-------------------------------------|-----------------|----|----|
|      |                   |          |                                     | -1              | -2 | -3 |
| 1    | CONNECTOR HOUSING | GF NYLON | BLACK                               | 1               | 1  | 1  |
| 2    | GASKET            | SILICONE | BLACK                               | 1               | 1  | 1  |
| 3    | CONNECTOR BODY    | GF NYLON | BLACK                               | 1               | 1  | 1  |
| 4    | SEALING NUT       | GF NYLON | BLACK                               | 1               | 1  | 1  |
| 5    | SEAL              | EPDM     | BLACK                               | 1               | 1  | 1  |
| 6    | SOCKET CONTACT    | BRASS    | 0.15 $\mu\text{m}$ GOLD OVER NICKEL | 3               | 4  | 5  |
| 7    | SCREW NUT         | GF NYLON | BLACK                               | 1               | 1  | 1  |
| 8    | 'O' RING          | VITON    | GREEN                               | 1               | 1  | 1  |



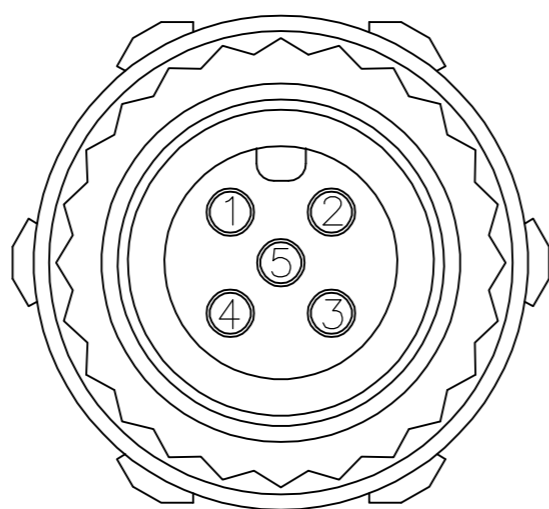
1838276-1  
PIN ASSIGNMENTS  
FRONT VIEW



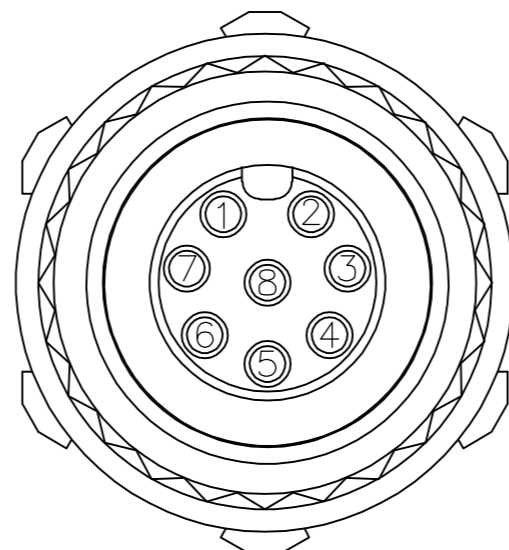
1838276-2  
PIN ASSIGNMENTS  
FRONT VIEW



1838276-3  
PIN ASSIGNMENTS  
FRONT VIEW



1838276-4  
PIN ASSIGNMENTS  
FRONT VIEW



|   |   |           |
|---|---|-----------|
| M12 PLASTIC FIELD SERVICEABLE CONNECTOR, FEMALE SOCKET, SOLDER TYPE | 8 | 1838276-4 |
| M12 PLASTIC FIELD SERVICEABLE CONNECTOR, FEMALE SOCKET, SOLDER TYPE | 5 | 1838276-3 |
| M12 PLASTIC FIELD SERVICEABLE CONNECTOR, FEMALE SOCKET, SOLDER TYPE | 4 | 1838276-2 |
| M12 PLASTIC FIELD SERVICEABLE CONNECTOR, FEMALE SOCKET, SOLDER TYPE | 3 | 1838276-1 |

|  |  |   |         |                 |  |
|--|--|---|---------|-----------------|--|
| THIS DRAWING IS A CONTROLLED DOCUMENT. |  | DWN   | 14MAR06 | A. Morey        |  |
| DIMENSIONS: mm                         |  | CHK   | 12APR06 | F. Wheeler-King |  |
| TOLERANCES UNLESS OTHERWISE SPECIFIED  |  | APVD  | 12APR06 | F. Wheeler-King |  |
| 0 PLC ±                                |  | NAME  |         |                 |  |
| 1 PLC ±                                |  | M12 PLASTIC FIELD SERVICEABLE CONNECTOR, FEMALE SOCKET, SOLDER TYPE |         |                 |  |
| 2 PLC ±                                |  | DESCRIPTION   |         |                 |  |
| 3 PLC ±                                |  | NO. OF POS  |         |                 |  |
| 4 PLC ±                                |  | PART NUMBER   |         |                 |  |
| ANGLES ±                               |  | SIZE  |         |                 |  |
| FINISH                                 |  | CAGE CODE   |         |                 |  |
| MATERIAL                               |  | DRAWING NO  |         |                 |  |
|  |  | RESTRICTED TO   |         |                 |  |
|  |  | WEIGHT  |         |                 |  |
|  |  | SCALE   |         |                 |  |
|  |  | SHEET   |         |                 |  |
|  |  | OF  |         |                 |  |
|  |  | REV   |         |                 |  |
|  |  | CUSTOMER DRAWING  |         |                 |  |
|  |  | NTS   |         |                 |  |
|  |  | 1   |         |                 |  |
|  |  | 1   |         |                 |  |
|  |  | B   |         |                 |  |