

LOC		DIST		REVISIONS			
AD	00	REV	DATE	BY	APP'D	DATE	BY
0	EC	063C	0387	03		16MAR05	BSV KW

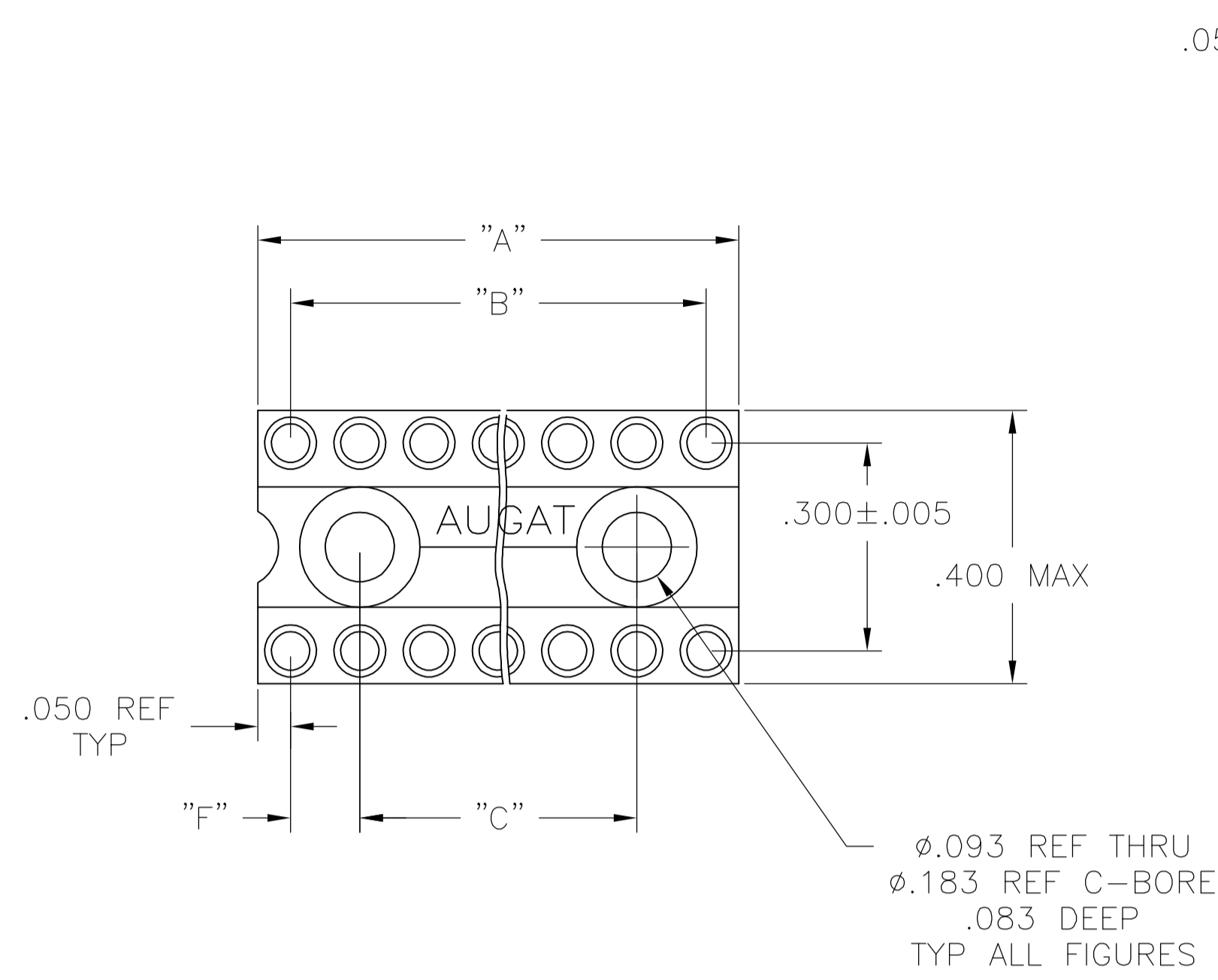


FIG. 1

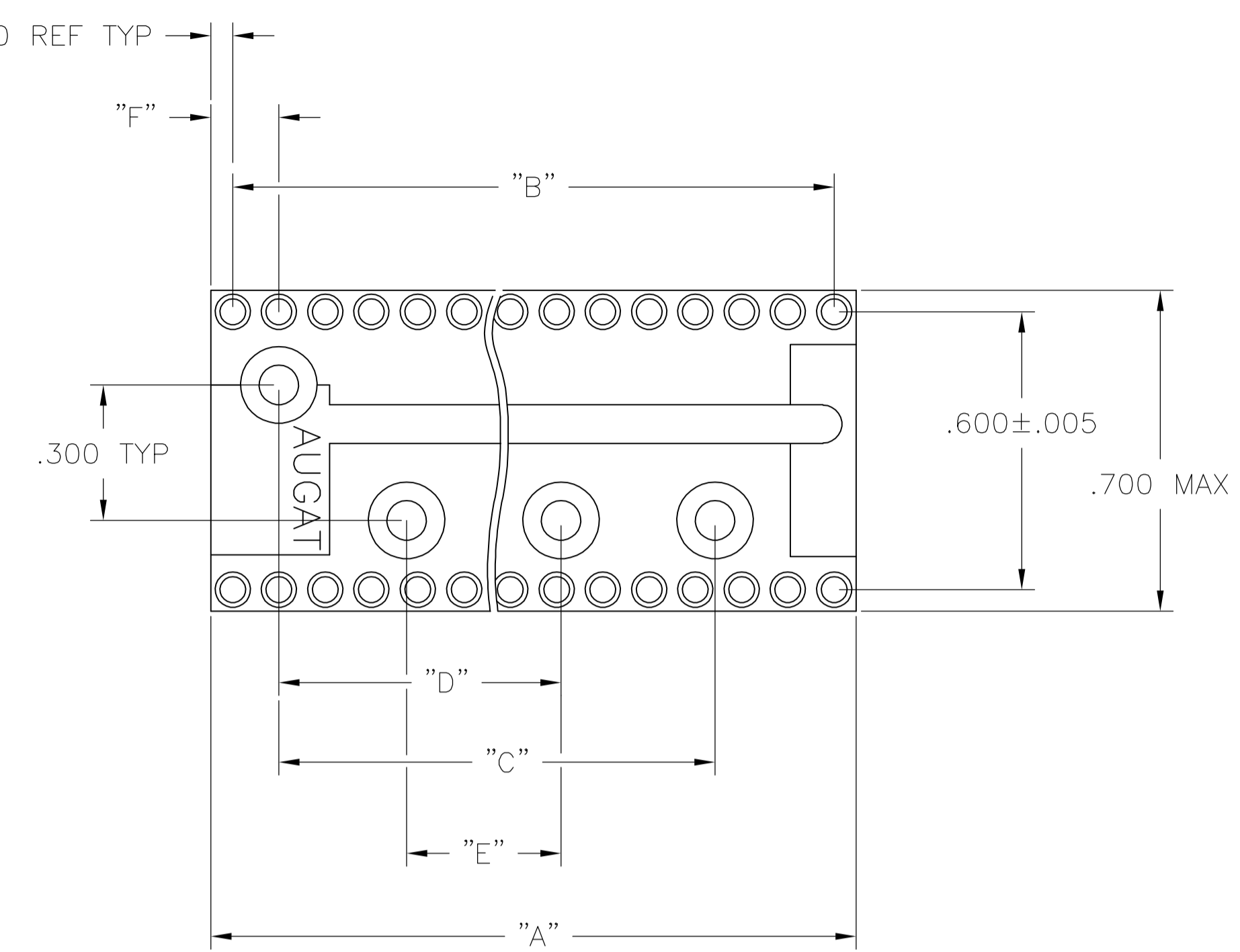


FIG. 2

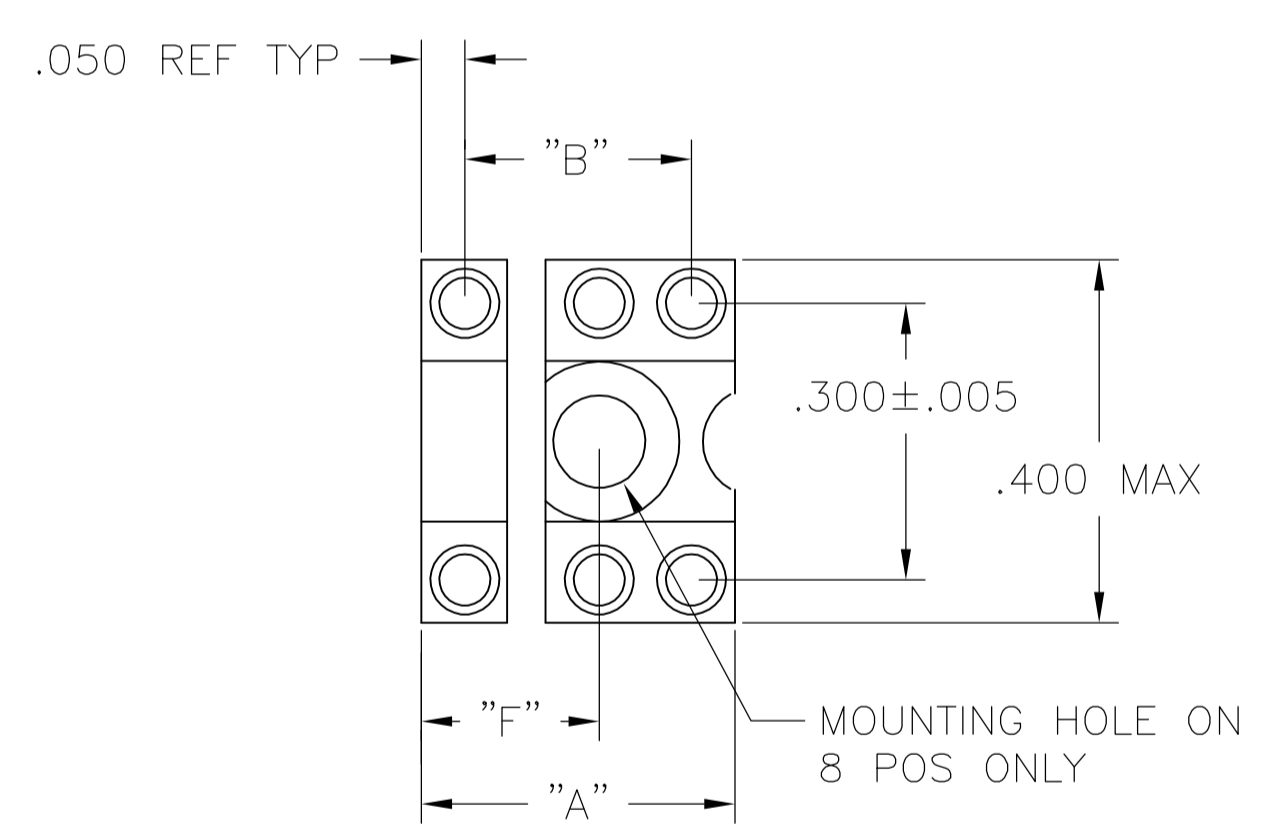


FIG. 3

6 POS MOUNTING HOLE OMITTED

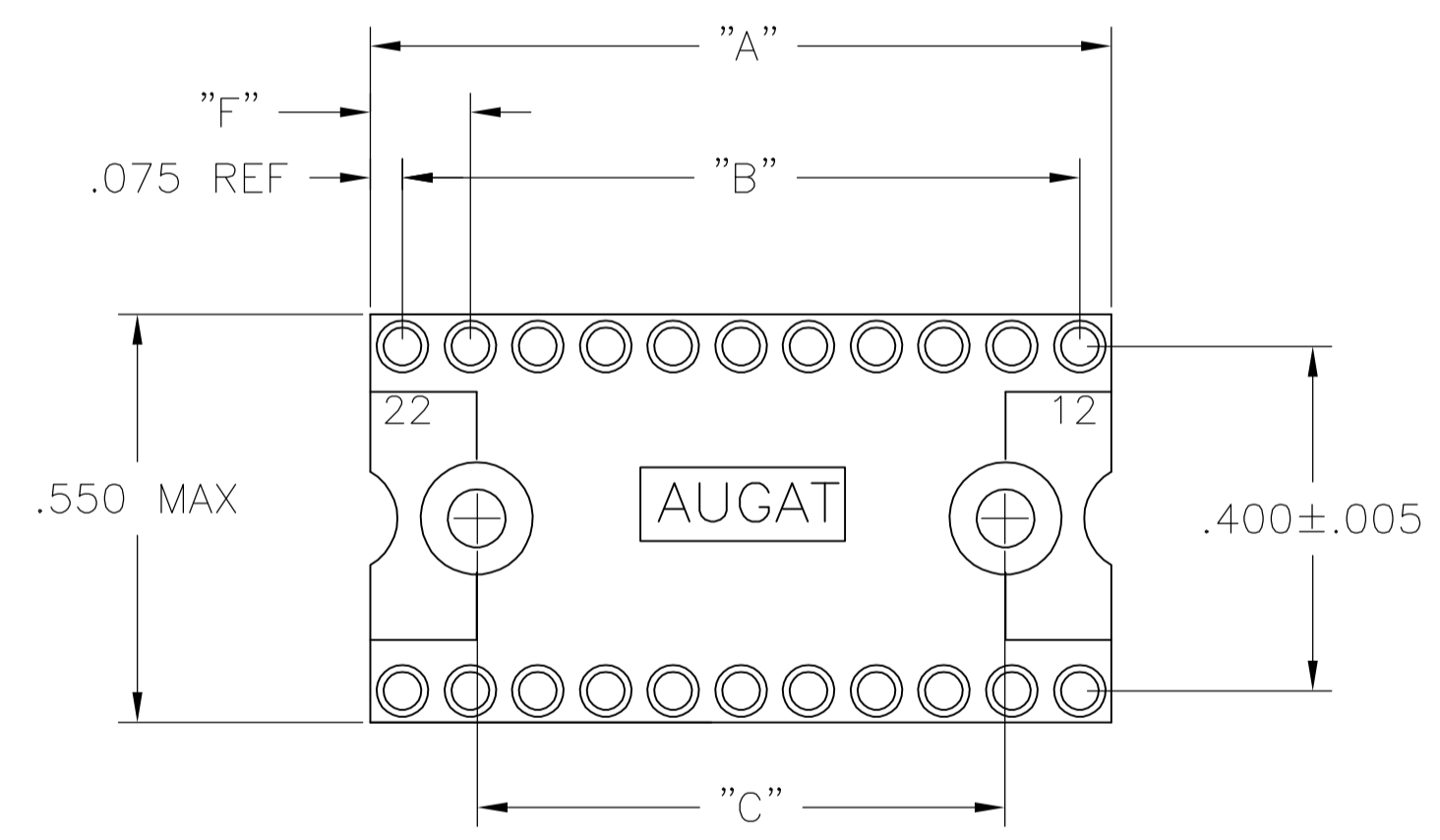
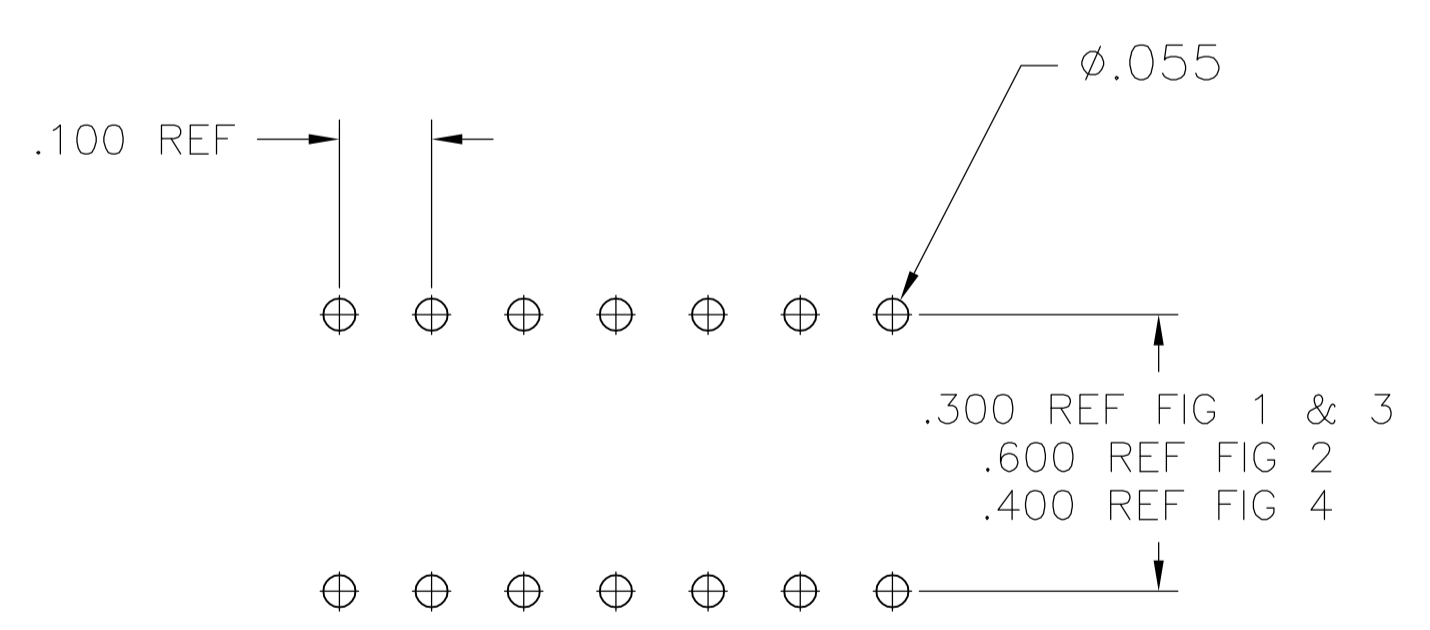
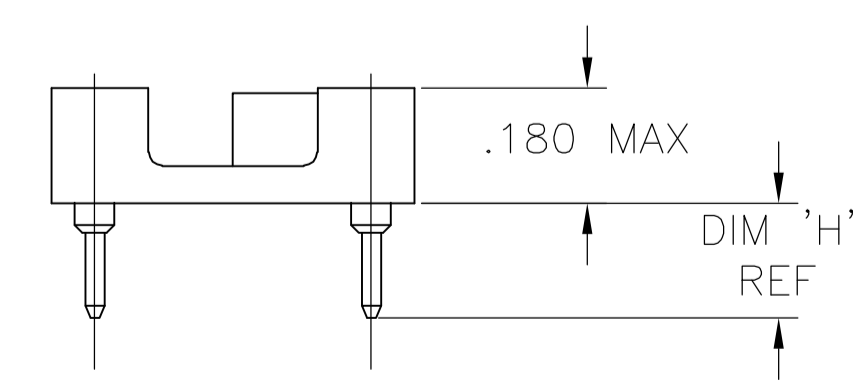
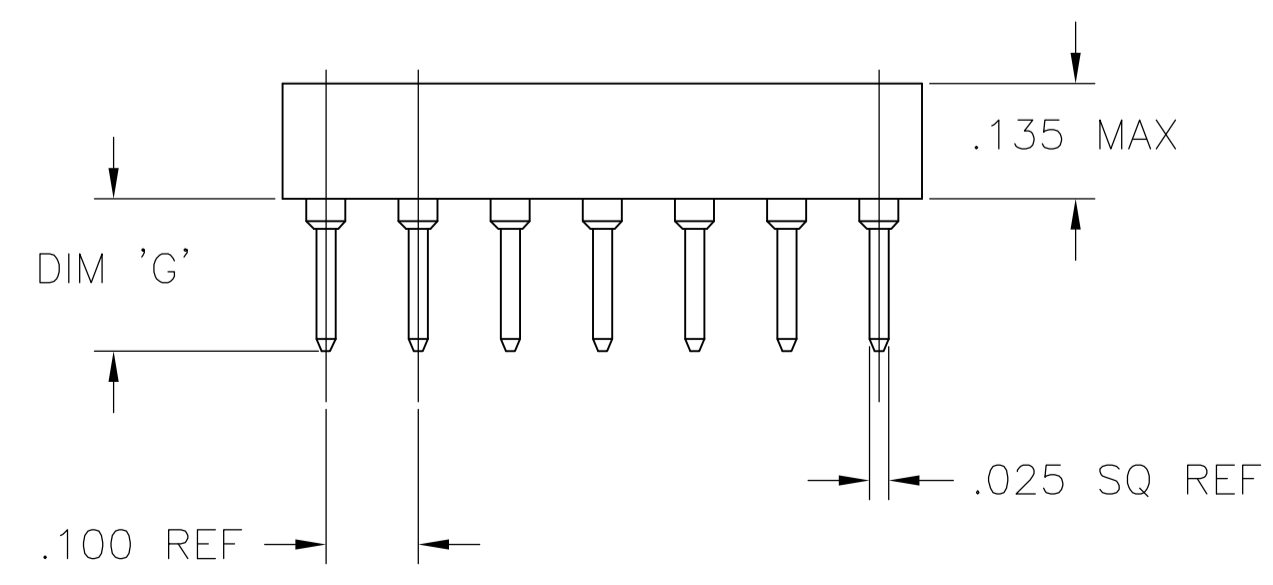


FIG. 4



P.C.B. HOLE LAYOUT
 TOLERANCE ±.003



- 1 INSULATOR MATERIAL - THERMOPLASTIC POLYESTER, PCT, BLACK, UL94 V-0.
- 2 CONTACT - 4 BEAM, BECU, MACHINED (PREMIUM) OR STAMPED (ECONOMY, W/SUFFIX -ES OR -ESL)
- 3 SLEEVE - MACHINED COPPER ALLOY.
- 4 PLATING: CONTACT -20 μIN MIN. GOLD OVER 30 μIN MIN NICKEL
SLEEVE -7.5 μIN MIN. GOLD OVER 50 μIN MIN NICKEL
- 5 PLATING: CONTACT -20 μIN MIN. GOLD OVER 30 μIN MIN NICKEL
SLEEVE -80 μIN MIN. TIN-LEAD OVER 50 μIN MIN COPPER
- 6 PLATING: CONTACT -20 μIN MIN. GOLD OVER 30 μIN MIN NICKEL
SLEEVE -180 μIN MIN. TIN-LEAD OVER 50 μIN MIN COPPER
- 7 PLATING: CONTACT -80 μIN MIN. TIN-LEAD OVER 75 μIN MIN COPPER
SLEEVE -80 μIN MIN. TIN-LEAD OVER 50 μIN MIN COPPER
- 8 PLATING: CONTACT -80 μIN MIN. TIN-LEAD OVER 75 μIN MIN COPPER
SLEEVE -180 μIN MIN. TIN-LEAD OVER 50 μIN MIN COPPER
- 9 PLATING: CONTACT -5 μIN MIN. GOLD OVER 50 μIN MIN NICKEL
SLEEVE -7.5 μIN MIN. GOLD OVER 50 μIN MIN NICKEL
- 10 PLATING: CONTACT -5 μIN MIN. GOLD OVER 50 μIN MIN NICKEL
SLEEVE -80 μIN MIN. TIN-LEAD OVER 50 μIN MIN COPPER
- 11 PLATING: CONTACT -5 μIN MIN. GOLD OVER 50 μIN MIN NICKEL
SLEEVE -180 μIN MIN. TIN-LEAD OVER 50 μIN MIN COPPER

ELECTRICAL:

CONTACT RESISTANCE: 10 MILLIOHMS MAX
 CONTACT RATING: 3 AMPS
 CAPACITANCE: 1.0 pF PER MIL-STD-202, METHOD 305
 INSULATION RESISTANCE: 5000 OHMS MIN @ 500 VDC PER MIL-STD-1344, METHOD 3003.1
 DIELECTRIC WITHSTANDING VOLTAGE: 1000 VOLTS (RMS) PER MIL-STD-1344, METHOD 3001.1

MECHANICAL:

AFTER INSERTION FORCE:
 134 GRAMS AVG (4 BEAM PREMIUM) 179 GRAMS AVG (4 BEAM ECONOMY)
 AFTER WITHDRAWAL FORCE:
 63 GRAMS AVG (4 BEAM PREMIUM OR ECONOMY)

ENVIRONMENTAL:

OPERATING TEMPERATURE: -55°C TO -105°C

SEE SHEETS 2 & 3 FOR PART NUMBER TABLES

THIS DRAWING IS A CONTROLLED DOCUMENT.		DIN: BSV	tyco	Tyco Electronics Corporation
DIMENSIONS: INCHES		CHK: K. WRIGHT	Electronics	Harrisburg, Pa 17105-3608
TOLERANCES UNLESS OTHERWISE SPECIFIED:		APVD: K. WRIGHT	NAME: CLOSED FRAME DIP, PREMIUM LEAD FREE (REF AUGAT 500 SERIES) PREMIUM (MACHINED CONTACT)	
0 PLC ± -	1 PLC ± -	PRODUCT SPEC	SIZE: A1	CAGE CODE: 00779
2 PLC ± -	3 PLC ± .005	APPLICATION SPEC	DRAWING NO: 1437532	RESTRICTED TO: -
4 PLC ± -	ANGLES ± -	WEIGHT: -	CUSTOMER DRAWING	SCALE: 4:1
MATERIAL: -		FINISH: -		SHEET: 1 OF 3
				REV: 0

OBSOLETE
 SUPERCEDED BY 7-1437532-0

OBSOLETE
 SUPERCEDED BY 5-1437532-9

OBSOLETE
 SUPERCEDED BY 8-1437531-7

OBSOLETE
 SUPERCEDED BY 4-1437531-9

OBSOLETE
 SUPERCEDED BY 2-1437531-5

FIG	H	G	F	E	D	C	B	"A" MAX	NO. OF POSN	PART NO.
7	.510	.595/.565	.150	.500	.900	1.500	1.900	2.000	40	6-1437534-9
6	.370	.455/.425	.150	.500	.900	1.500	1.900	2.000	40	7-1437534-0
5	.510	.595/.565	.150	.500	.900	1.500	1.900	2.000	40	8-1437532-2
4	.370	.455/.425	.150	.500	.900	1.500	1.900	2.000	40	7-1437532-9
4	.510	.595/.565	.150	.500	.900	1.500	1.900	2.000	40	7-1437532-8
7	.510	.595/.565	.150	.500	.900	1.500	1.700	1.800	36	7-1437532-3
5	.510	.595/.565	.150	.500	.900	1.500	1.700	1.800	36	7-1437833-0
4	.510	.595/.565	.150	.500	.900	1.500	1.700	1.800	36	7-1437532-0
6	.370	.455/.425	.150	-	.400	.900	1.500	1.600	32	6-1437532-4
5	.510	.595/.565	.150	-	.400	.900	1.500	1.600	32	6-1437532-3
4	.370	.455/.425	.150	-	.400	.900	1.500	1.600	32	6-1447289-3
4	.510	.595/.565	.150	-	.400	.900	1.500	1.600	32	5-1437532-9
7	.510	.595/.565	.150	-	.400	.900	1.300	1.400	28	5-1437534-3
6	.370	.455/.425	.150	-	.400	.900	1.300	1.400	28	4-1437532-0
5	.510	.595/.565	.150	-	.400	.900	1.300	1.400	28	3-1437532-9
4	.510	.595/.565	.150	-	.400	.900	1.300	1.400	28	3-1437532-4
5	.510	.595/.565	.150	-	-	.900	1.100	1.200	24	2-1437532-6
4	.510	.595/.565	.150	-	-	.900	1.100	1.200	24	2-1437532-4
7	.510	.595/.565	.150	-	.400	.900	1.100	1.200	24	1-1437532-8
6	.370	.455/.425	.150	-	.400	.900	1.100	1.200	24	1-1437532-6
5	.510	.595/.565	.150	-	.400	.900	1.100	1.200	24	1-1437532-5
4	.370	.455/.425	.150	-	.400	.900	1.100	1.200	24	1-1437532-2
4	.510	.595/.565	.150	-	.400	.900	1.100	1.200	24	1-1437532-1
7	.510	.595/.565	.175	-	-	.800	1.000	1.150	22	1437532-4
5	.510	.595/.565	.175	-	-	.800	1.000	1.150	22	4-1437534-9
4	.510	.595/.565	.175	-	-	.800	1.000	1.150	22	1437532-1
8	.370	.455/.425	.250	-	-	.500	.900	1.000	20	8-1437531-8
7	.510	.595/.565	.250	-	-	.500	.900	1.000	20	8-1437531-7
6	.370	.455/.425	.250	-	-	.500	.900	1.000	20	8-1437531-5
5	.510	.595/.565	.250	-	-	.500	.900	1.000	20	8-1437531-4
4	.370	.455/.425	.250	-	-	.500	.900	1.000	20	8-1437531-1
4	.510	.595/.565	.250	-	-	.500	.900	1.000	20	8-1437531-0
6	.370	.455/.425	.150	-	-	.600	.800	.900	18	7-1437531-2
5	.510	.595/.565	.150	-	-	.600	.800	.900	18	7-1437531-1
4	.510	.595/.565	.150	-	-	.600	.800	.900	18	6-1437531-6
8	.370	.455/.425	.150	-	-	.500	.700	.800	16	5-1437531-0
7	.510	.595/.565	.150	-	-	.500	.700	.800	16	4-1437531-9
6	.370	.455/.425	.150	-	-	.500	.700	.800	16	4-1437531-6
5	.510	.595/.565	.150	-	-	.500	.700	.800	16	4-1437531-5
4	.370	.455/.425	.150	-	-	.500	.700	.800	16	4-1437531-2
4	.510	.595/.565	.150	-	-	.500	.700	.800	16	4-1437531-1
8	.370	.455/.425	.150	-	-	.400	.600	.700	14	2-1437531-6
7	.510	.595/.565	.150	-	-	.400	.600	.700	14	2-1437531-5
6	.370	.455/.425	.150	-	-	.400	.600	.700	14	2-1437531-3
5	.510	.595/.565	.150	-	-	.400	.600	.700	14	2-1437531-2
4	.370	.455/.425	.150	-	-	.400	.600	.700	14	1-1437531-9
4	.510	.595/.565	.150	-	-	.400	.600	.700	14	1-1437531-8
7	.510	.595/.565	.200	-	-	-	.300	.400	8	8-1437529-4
6	.370	.455/.425	.200	-	-	-	.300	.400	8	8-1437529-2
5	.510	.595/.565	.200	-	-	-	.300	.400	8	8-1437529-1
4	.370	.455/.425	.200	-	-	-	.300	.400	8	7-1437529-7
4	.510	.595/.565	.200	-	-	-	.300	.400	8	7-1437529-6
6	.370	.455/.425	-	-	-	-	.200	.300	6	7-1437529-0
5	.510	.595/.565	-	-	-	-	.200	.300	6	6-1437529-9
4	.510	.595/.565	-	-	-	-	.200	.300	6	6-1437529-6

FINISH	FIG	H	G	F	E	D	C	B	"A" MAX	NO. OF POSN	PART NO.
--------	-----	---	---	---	---	---	---	---	---------	-------------	----------

PREMIUM VERSION PART NUMBERS

SEE SHEET 3 FOR ECONOMY VERSION PART NUMBERS

THIS DRAWING IS A CONTROLLED DOCUMENT.		DIN	BSV	-		Tyco Electronics Corporation	
DIMENSIONS: INCHES		CHK	K. WRIGHT	-		Harrisburg, Pa 17105-3608	
TOLERANCES UNLESS OTHERWISE SPECIFIED:		NAME	K. WRIGHT	-	CLOSED FRAME DIP, PREMIUM LEAD FREE (REF AUGAT 500 SERIES) PREMIUM (MACHINED CONTACT)		
0 PLC ± -		PRODUCT SPEC	-	-	APPLICATION SPEC		
1 PLC ± -		SIZE	A1	-	DRAWING NO		
2 PLC ± -		WEIGHT	-	-	00779		
3 PLC ± .005		SCALE	4:1	-	SHEET 2 OF 3		
4 PLC ± -		REV	1	-	1437532		
ANGLES ± -		CUSTOMER DRAWING	-	-	REV 0		

SUPERCEDED BY 8-1437532-2		2	.510	.595/.565	.150	.500	.900	1.500	1.900	2.000	40	7-1437536-8
SUPERCEDED BY 8-1437532-2		2	.510	.595/.565	.150	.500	.900	1.500	1.900	2.000	40	7-1437536-7
SUPERCEDED BY 6-1437532-3		2	.510	.595/.565	.150	-	.400	.900	1.500	1.600	32	6-1437536-7
SUPERCEDED BY 6-1437532-3		2	.510	.595/.565	.150	-	.400	.900	1.500	1.600	32	6-1437536-6
SUPERCEDED BY 3-1437532-9		2	.510	.595/.565	.150	-	.400	.900	1.300	1.400	28	5-1437536-9
SUPERCEDED BY 3-1437532-9		2	.510	.595/.565	.150	-	.400	.900	1.300	1.400	28	5-1437536-8
SUPERCEDED BY 3-1437532-4		2	.510	.595/.565	.150	-	.400	.900	1.300	1.400	28	5-1437536-4
SUPERCEDED BY 2-1437532-6		4	.510	.595/.565	.150	-	.400	.900	1.100	1.200	24	5-1437536-1
SUPERCEDED BY 1-1437532-5		2	.510	.595/.565	.150	-	.400	.900	1.100	1.200	24	4-1437536-4
SUPERCEDED BY 1-1437532-5		2	.510	.595/.565	.150	-	.400	.900	1.100	1.200	24	4-1437536-3
SUPERCEDED BY 4-1437534-9		1	.510	.595/.565	.175	-	-	.800	1.000	1.150	22	3-1437536-6
SUPERCEDED BY 8-1437531-4		1	.510	.595/.565	.250	-	-	.500	.900	1.000	20	2-1437536-9
SUPERCEDED BY 8-1437531-4		1	.510	.595/.565	.250	-	-	.500	.900	1.000	20	2-1437536-8
SUPERCEDED BY 8-1437531-0		1	.510	.595/.565	.250	-	-	.500	.900	1.000	20	2-1437536-4
SUPERCEDED BY 7-1437531-1		1	.510	.595/.565	.150	-	-	.600	.800	.900	18	1-1437536-8
SUPERCEDED BY 7-1437531-1		1	.510	.595/.565	.150	-	-	.600	.800	.900	18	1-1437536-7
SUPERCEDED BY 6-1437531-6		1	.510	.595/.565	.150	-	-	.600	.800	.900	18	6-1437531-7
SUPERCEDED BY 4-1437531-5		1	.510	.595/.565	.150	-	-	.500	.700	.800	16	4-1437531-7
SUPERCEDED BY 4-1437531-5		1	.510	.595/.565	.150	-	-	.500	.700	.800	16	1437536-9
SUPERCEDED BY 4-1437531-6		1	.370	.455/.425	.150	-	-	.500	.700	.800	16	1437536-8
SUPERCEDED BY 4-1437531-1		1	.510	.595/.565	.150	-	-	.500	.700	.800	16	1437536-4
SUPERCEDED BY 2-1437531-2		1	.510	.595/.565	.150	-	-	.400	.600	.700	14	9-1437535-6
SUPERCEDED BY 2-1437531-2		1	.510	.595/.565	.150	-	-	.400	.600	.700	14	9-1437535-5
SUPERCEDED BY 1-1437531-8		1	.510	.595/.565	.150	-	-	.400	.600	.700	14	9-1437535-2
SUPERCEDED BY 8-1437529-1		3	.510	.595/.565	.200	-	-	.300	.400	.800	8	1-1437535-7
SUPERCEDED BY 8-1437529-1		3	.510	.595/.565	.200	-	-	.300	.400	.800	8	1-1437535-6
SUPERCEDED BY 6-1437529-9		3	.510	.595/.565	-	-	-	.200	.300	.600	6	1-1437535-0
SUPERCEDED BY 6-1437529-6		3	.510	.595/.565	-	-	-	.200	.300	.600	6	6-1437529-7

FINISH	FIG	H	G	F	E	D	C	B	"A" MAX	NO. OF POSN	PART NO.
--------	-----	---	---	---	---	---	---	---	---------	-------------	----------

ECONOMY VERSION PART NUMBERS

SEE SHEET 2 FOR PREMIUM VERSION PART NUMBERS

THIS DRAWING IS A CONTROLLED DOCUMENT.		DIN	BSV	-	tyco Electronics	Tyco Electronics Corporation Harrisburg, Pa 17105-3608				
DIMENSIONS: INCHES		CHK	K. WRIGHT	-		NAME				
TOLERANCES UNLESS OTHERWISE SPECIFIED:		APVD	K. WRIGHT	-	CLOSED FRAME DIP, PREMIUM LEAD FREE (REF AUGAT 500 SERIES) PREMIUM (MACHINED CONTACT)					
0 PLC ± -		PRODUCT SPEC		APPLICATION SPEC			SIZE	CAGE CODE	DRAWING NO	RESTRICTED TO
1 PLC ± -		APPLICATION SPEC		WEIGHT			A1	00779	1437532	-
2 PLC ± -		MATERIAL		CUSTOMER DRAWING			SCALE	4:1	SHEET	3 OF 3
3 PLC ± .005		FINISH		SCALE			4:1	SHEET	3 OF 3	REV
4 PLC ± -		MATERIAL		SCALE			4:1	SHEET	3 OF 3	REV
ANGLES ± -		MATERIAL		SCALE			4:1	SHEET	3 OF 3	REV