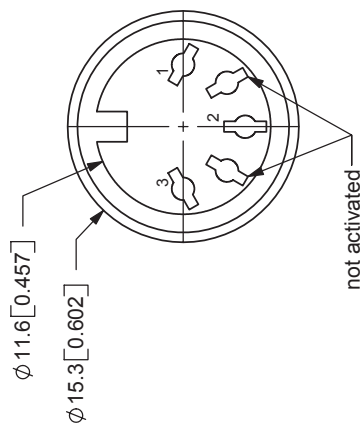
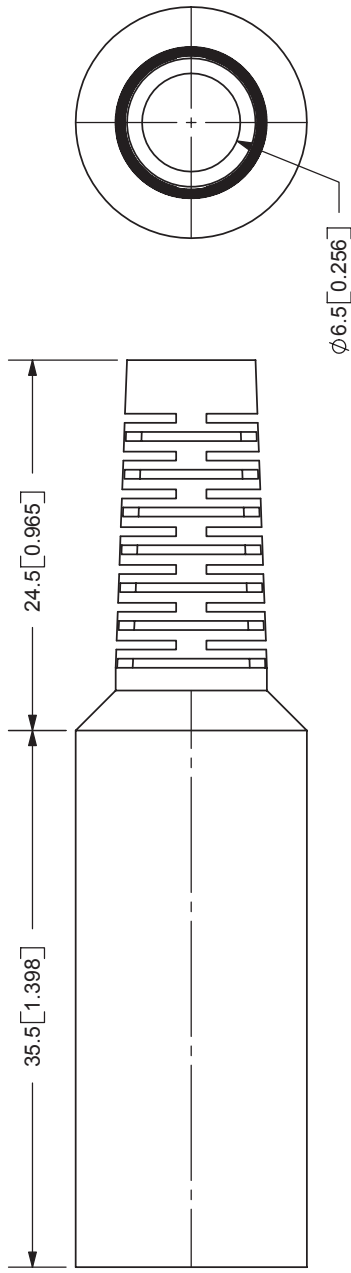


REV.	DESCRIPTION	DATE
A	NEW DRAWING	3/1/2006
B	Model update	9/26/2006



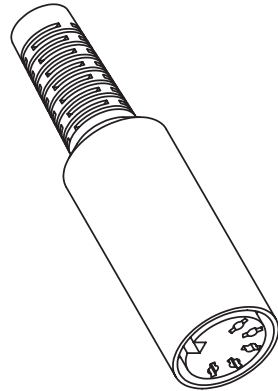
TOLERANCE:  
X.X ±0.1mm  
X.XX ±0.05mm



20050 SW 112th Ave.  
Tualatin, OR 97062  
Phone: 503-643-4899  
800-275-4899  
Fax: 503-372-1266  
Website: www.cui.com

NOTES:  
RECOMMENDED WIRE RANGE: 24AWG~28AWG

SPECIFICATIONS:  
RATING: 100V AC @ 2A  
CONTACT RESISTANCE: PINS-10m OHMS MAX; SHELL-50m OHMS MAX  
INSULATION RESISTANCE: 100M OHMS MIN; 500V DC  
VOLTAGE WITHSTAND: 1000V AC R.M.S. FOR 1 MINUTE  
LIFE: 5,000 CYCLES  
OPERATING TEMP: -5° ~ +110°C



SCALE 1:1

TITLE: IN-LINE RECEPTACLE	REV: B
PART NO: SD-30J	UNITS: MM [INCHES]
DRAWN BY: ZRJ	APPROVED BY:
	SCALE: 2:1

	MATERIAL	PLATING
PINS	Brass	Silver
SHELL	Steel	Nickel
INSULATOR	PC	
BOOT	PVC	

PC FILE NAME: SD-30J

COPYRIGHT 2006 BY CUI INC.