

Miniature Fuse, 5 x 20 mm, Quick-Acting F, H, 250 VAC



IEC 60127-2 · 250 VAC · Quick-Acting F

**Description**

- IEC Standard Fuse
- H = High Breaking Capacity (Ceramic Tube)

Standards

- IEC 60127-2/1
- UL 248-14
- CSA C22.2 no. 248.14

Approvals

- VDE License Number: 40009397
- UL File Number: E41599

Applications

- Primary Protection in Equipment


References

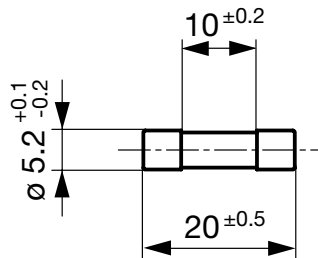
General Product Information
 Time-Current Curves see last page
 Pigtail Type SP 5x20 Pigtail; SP 5x20 Pigtail
 Fuse Kit Miniature Fuses 5x20; Miniature Fuses 5x20

Weblinks

Approvals, RoHS, CHINA-RoHS, e-Store, SCHURTER-Stock-Check, Distributor-Stock-Check

Technical Data








Rated Voltage	250 VAC
Rated Current	0.5 - 16A
Breaking Capacity	500A - 1500A
Characteristic	Quick-Acting F
Admissible Ambient Air Temp.	-55°C to 125°C
Climatic Category	55/125/21 acc. to IEC 60068-1
Material: Tube	Ceramic
Material: Endcaps	Nickel-Plated Copper Alloy
Unit Weight	1.18 g
Storage Conditions	0°C to 60°C, max. 70% r.h.
Product Marking	 Current Rating, Voltage Rating, Characteristic, Breaking Capacity, Approvals

DimensionsLength  20 mm**Pre-Arcing Time**

Rated Current In	1.5 x In min.	2.1 x In max.	2.75 x In min.	2.75 x In max.	4.0 x In min.	4.0 x In max.	10.0 x In max.
0.5 A - 4 A	60 min	30 min	10 ms	2 s	3 ms	300 ms	20 ms
5 A - 6.3 A	60 min	30 min	10 ms	3 s	3 ms	300 ms	20 ms
8 A - 10 A	30 min	30 min	40 ms	20 s	10 ms	1 s	30 ms
12.5 A - 16 A/12.5	15 min	30 min	40 ms	20 s	10 ms	1 s	30 ms

Variants

Distributor-Stock-Check | SCHURTER-Stock-Check | e-Store

Rated Current [A]	Rated Voltage [VAC]	Breaking Capacity	Voltage Drop 1.0 I _n max. [mV]	Voltage Drop 1.0 I _n typ. [mV]	Power Dissipation 1.5 I _n max. [mW]	Power Dissipation 1.5 I _n typ. [mW]	Melting I ² t 10.0 Intyp. [A ² s]	      	Order Number
0.5	250	1)	1800	830	2500	2400	0.098	● ● ● ●	0001.1001
0.63	250	1)	1500	800	2500	2400	0.207	● ● ● ●	0001.1002
0.8	250	1)	1200	580	2500	2400	0.469	● ● ● ●	0001.1003
1	250	1)	1000	600	2500	2500	0.75	● ● ● ●	0001.1004
1.25	250	1)	800	270	4000	1000	0.538	● ● ● ●	0001.1005
1.6	250	1)	600	350	4000	1600	0.755	● ● ● ●	0001.1006
2	250	1)	500	260	4000	1600	2	● ● ● ●	0001.1007
2.5	250	1)	400	260	4000	1900	3.28	● ● ● ●	0001.1008
3.15	250	1)	350	210	4000	1900	6.78	● ● ● ●	0001.1009
4	250	1)	300	200	4000	2400	12.6	● ● ● ●	0001.1010
5	250	1)	250	160	4000	2400	30.8	● ● ● ●	0001.1011
6.3	250	1)	200	150	4000	3200	36.7	● ● ● ●	0001.1012
8	250	1)	200	140	4000	3900	81.9	● ● ● ●	0001.1013
10	250	1)	200	130	4000	4700	141	● ● ● ●	0001.1014
12.5	250	2)	-	110	-	6900	203	● ●	0001.1015
16	250	2)	-	120	-	7400	461	●	0001.1016

- 1) IEC: H = 1500 A @ 250 VAC, p.f. = 0.7 - 0.8
- 1) UL: 10 kA @ 125 VAC, p.f. = 0.7 - 0.8 / 1500 A @ 250 VAC, p.f. = 0.7 - 0.8
- 2) IEC: 1000 A @ 250 VAC
- 2) UL: 500 A @ 125 VAC, p.f. = 0.7 - 0.8 / 1000 A @ 125 VAC / 500 A @ 250 VAC

Packaging Unit

Small Box Pack (10 pcs.)
 xxxx.xxxx.G Bulk 128 x 91 x 60 mm (1000 pcs.)

Time-Current Curves

