

Miniature Fuse, 5 x 20 mm, Time-Lag T, H, 250 VAC, UL: 115 V - 300 VDC



IEC 60127-2 · 250 VAC · 300 VDC · Time-Lag T

**Description**

- IEC Standard Fuse
- H = High Breaking Capacity (Ceramic Tube)

Standards

- IEC 60127-2/5
- UL 248-14
- CSA C22.2 no. 248.14

Approvals

- VDE Certificate Number: 40014395
- UL File Number: E41599

Applications

- Primary Protection in Equipment
- Power Supply Adapter for e.g. laptops
- SMPS (Switching Mode Power Supply) for TV's and DVD's


References

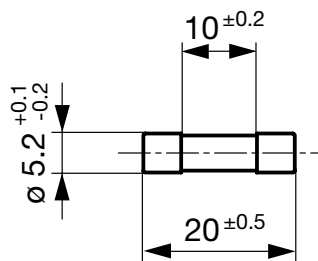
Pigtail Type [SPT 5x20 Pigtail](#)
 Fuse Kit [Fuse Kit 5x20](#)

Weblinks

[General Product Information](#), [Approvals](#), [RoHS](#), [CHINA-RoHS](#), [e-Store](#),
[SCHURTER-Stock-Check](#), [Distributor-Stock-Check](#)

Technical Data







Rated Voltage	250 VAC, 300 VDC
Rated Current	0.5 - 16A
Breaking Capacity	500A - 1500A
Characteristic	Time-Lag T
Admissible Ambient Air Temp.	-55 °C to 125 °C
Climatic Category	55/125/21 acc. to IEC 60068-1
Material: Tube	Ceramic
Material: Endcaps	Nickel-Plated Copper Alloy
Unit Weight	1.16 g
Storage Conditions	0 °C to 60 °C, max. 70% r.h.
Product Marking	 Current, Voltage, Characteristic, Breaking Capacity, Approvals

Dimensions
 20 mm


Pre-Arcing Time

Rated Current I _n	1.5 x I _n min.	2.1 x I _n max.	2.75 x I _n min.	2.75 x I _n max.	4.0 x I _n min.	4.0 x I _n max.	10.0 x I _n min.	10.0 x I _n max.
0.5 A - 0.8 A	60 min	30 min	250 ms	80 s	50 ms	5 s	5 ms	150 ms
1 A - 3.15 A	60 min	30 min	750 ms	80 s	95 ms	5 s	10 ms	150 ms
4 A - 6.3 A	60 min	30 min	750 ms	80 s	150 ms	5 s	10 ms	150 ms
8 A - 10 A	30 min	30 min	750 ms	80 s	150 ms	5 s	10 ms	150 ms
12.5 A - 16 A	15 min	30 min	750 ms	80 s	150 ms	5 s	20 ms	150 ms

Variants

Rated Current [A]	Rated Voltage [VAC]	Rated Voltage [VDC]	Breaking Capacity	Voltage Drop 1.0 I _n max. [mV]	Voltage Drop 1.0 I _n typ. [mV]	Power Dissipation 1.5 I _n max.	Power Dissipation 1.5 I _n typ.	Melting I ² t 10.0 I _n typ. [A ² s]	     	Order Number				
0.5	250	300	1)	850	360	1600	500	0.5	●	●	0001.2501			
0.63	250	300	1)	650	330	1600	500	1.55	●	●	0001.2502			
0.8	250	300	1)	500	260	1600	500	2.3	●	●	0001.2503			
1	250	300	1)	350	180	2500	500	1.1	●	●	●	●	●	0001.2504
1.25	250	300	1)	300	150	2500	500	1.86	●	●	●	●	●	0001.2505
1.6	250	300	1)	200	130	2500	500	4.35	●	●	●	●	●	0001.2506
2	250	300	1)	190	120	2500	600	9.2	●	●	●	●	●	0001.2507
2.5	250	300	1)	180	100	2500	600	11.7	●	●	●	●	●	0001.2508
3.15	250	300	1)	140	100	4000	800	33.7	●	●	●	●	●	0001.2509
4	250	150	2)	100	90	4000	900	62.4	●	●	●	●	●	0001.2510
5	250	150	2)	100	90	4000	1200	97.5	●	●	●	●	●	0001.2511
6.3	250	150	2)	100	70	4000	1200	171	●	●	●	●	●	0001.2512
8	250	150	3)	100	70	4000	1300	268	●	●	●	●	●	0001.2513
10	250	150	3)	100	70	4000	2100	400	●	●	●	●	●	0001.2514
12.5	250	125	4)	-	70	-	3100	563	●	●	●	●	●	0001.2515
16	250	125	4)	-	70	-	4000	1500	●	●	●	●	●	0001.2516

1) IEC: H = 1500 A @ 250 VAC, p.f. = 0.7 - 0.8

1) UL: 10 kA @ 125 VAC, p.f. = 0.7 - 0.8 / 1500 A @ 250 VAC, p.f. = 0.7 - 0.8 / 1500 A @ 300 VDC

2) IEC: H = 1500 A @ 250 VAC, p.f. = 0.7 - 0.8

2) UL: 10 kA @ 125 VAC, p.f. = 0.7 - 0.8 / 1500 A @ 250 VAC, p.f. = 0.7 - 0.8 / 1500 A @ 150 VDC

3) IEC: 1000 A @ 250 VAC

3) UL: 1000 A @ 250 VAC, 1500 A @ 150 VDC

4) IEC: 500 A @ 250 VAC

4) UL: 500 A @ 125 VAC, p.f. = 0.7 - 0.8 / 1000 A @ 125 VAC / 500 A @ 250 VAC / 1500 A @ 125 VDC

Packaging Unit

xxxx.xxxx.G

Bulk 128 x 91 x 60 mm (1000 pcs.)

Time-Current-Curves

