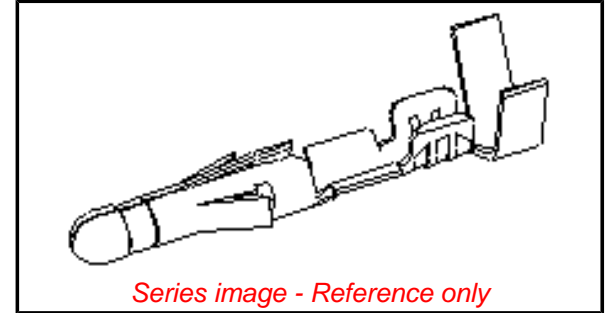


Part Number: [0002092103](#)

Status: **Active**

Overview: [Standard .093"](#)

Description: 2.36mm (.093") Diameter, Standard .093" Pin and Socket Crimp Terminal, Series 1190, Male, with Tin (Sn) Plated Brass Contact, 14-20 AWG, Bag



Series image - Reference only

General

Product Family	Crimp Terminals
Series	1190
Overview	Standard .093"
Product Name	Standard .093"

Physical

Durability (mating cycles) min	25 cycles
Gender	Male
Material - Metal	Brass
Material - Plating Mating	Tin
Material - Plating Termination	Tin
Packaging Type	Bag
Plating min: Mating (µin)	20
Plating min: Mating (µm)	0.50
Plating min: Termination (µin)	20
Plating min: Termination (µm)	0.50
Termination Interface: Style	Crimp or Compression
Wire Insulation Diameter	1.65-4.06mm (.065-.160")
Wire Size AWG	14
Wire Size AWG	16
Wire Size AWG	18
Wire Size AWG	20
Wire Size mm ²	N/A

Material Info

Old Part Number	1190-(P901)L
-----------------	--------------

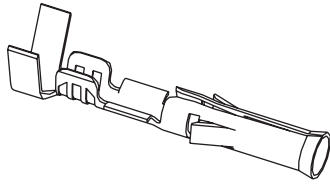
EU RoHS
ELV and RoHS
Compliant

China RoHS



2.36mm (.093") Pin Diameter .093" Pin and Socket Female Terminals

Standard .093" and 3191



Features and Benefits

- Available in Tin or Gold platings
- Available in Brass or Phosphor Bronze base materials
- Accommodates 14 to 30 gauge wire
- Available in crimp or PC tail versions

Reference Information

Packaging: Bag or reel
UL File No.: E29179
CSA File No.: LR19980
Designed In: Inches

Electrical

Current: Standard Terminal—14.0A max.*
High Current Terminal—17.0A max.*
Contact Resistance: 10 milliohms max.

Mechanical

Contact Insertion Force: 22.29N max.
Contact Retention Force: 88.96N min.
Mating force: 15.57N max.
Unmating Force: 4.45N max.
Durability: Tin plating—25 cycles max.
Gold plating—50 cycles max.

Physical

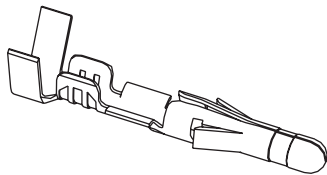
Contact: Brass or Phosphor Bronze
Plating: Tin or Gold
Operating Temperature: -40 to +105°C
Strip Length: See tooling section

* Depending on circuit size and wire gauge. Please refer to product specifications

Type	Plating	Crimp Wire Size	Insulation Diameter	Series	Order No.		Lead-free
					Chain Form	Loose Form	
Standard Brass .010"	Tin	14-20	1.65/4.06 (.065/.160)	1189	02-09-1102	02-09-1104	Yes
		18-22	1.52/3.05 (.060/.120)	1381	02-09-1117	02-09-1119	
		22-24	1.27/1.78 (.050/.070)	2871	02-09-1138	02-09-1139	
		24-30	0.76/1.52 (.030/.060)	1433	02-09-1142	02-09-1144	
	15µ" Gold	14-20	1.65/4.06 (.065/.160)	1189	02-09-5100	02-09-5106	
		18-22	1.52/3.05 (.060/.120)	1381	02-09-5143	02-09-5142	
		24-30	0.76/1.52 (.030/.060)	1433	02-09-5146	02-09-5147	
	50µ" Gold	14-20	1.65/4.06 (.065/.160)	1189	02-09-5102	02-09-5111	
		18-22	1.52/3.05 (.060/.120)	1381	02-09-5130	02-09-5133	
.013" High Current/Low Force	Tin	14-18	3.56 (.140) max.	42477	02-09-1615	02-09-1616	
PC Tail for Standard .093" Housing	Tin			1377		02-09-1134	
	30µ" Gold				02-09-5132		
Phos-Bronze .010"	Tin	14-20	1.65/4.06 (.065/.160)	4550	02-09-1205	02-09-1206	
		18-22	1.52/3.05 (.060/.120)	2151	02-09-1203	02-09-1204	
	30µ" Gold	14-20	1.65/4.06 (.065/.160)	4550	02-09-5169	02-09-5170	

2.36mm (.093") Pin Diameter .093" Pin and Socket Male Terminals

Standard .093" and 3191



Features and Benefits

- Available in Tin or Gold platings
- Available in Brass or Phosphor Bronze base materials
- Accommodates 14 to 30 gauge wire
- Available in crimp or PC tail versions

Reference Information

Packaging: Bag or reel
UL File No.: E29179
CSA File No.: LR19980
Designed In: Inches

Electrical

Current: Standard terminal—14.0A max.*
High Current Terminal—17.0A max.*
Contact Resistance: 10 milliohms max

Mechanical

Contact Insertion Force: 22.24N max.
Contact Retention Force: 88.96N min.
Mating Force: 15.57N max.
Unmating Force: 4.45N max.
Durability: Tin plating—25 cycles max.
Gold plating—50 cycles max.

Physical

Contact: Brass or Phosphor Bronze
Plating: Tin or Gold
Operating Temperature: -40 to +105°C

* Depending on circuit size and wire gauge; please refer to product specifications

Type	Plating	Crimp Wire Size	Insulation Diameter	Series	Order No.		Lead-free
					Chain Form	Loose Form	
Standard Brass .010"	Tin	14-20	1.65/4.06 (.065/.160)	1190	02-09-2101	02-09-2103	Yes
		18-22	1.52/3.05 (.060/.120)	1380	02-09-2116	02-09-2118	
		22-24	1.27/1.78 (.050/.070)	2870	02-09-2136	02-09-2137	
		24-30	0.76/1.52 (.030/.060)	1434	02-09-2141	02-09-2143	
	15µ" Gold	14-20	1.65/4.06 (.065/.160)	1190	02-09-6100	02-09-6106	
		18-22	1.52/3.05 (.060/.120)	1380	02-09-6122	02-09-6123	
		24-30	0.76/1.52 (.030/.060)	1434	02-09-6144	02-09-6145	
	50µ" Gold	14-20	1.65/4.06 (.065/.160)	1190	02-09-6101	02-09-6110	
		18-22	1.52/3.05 (.060/.120)	1380	02-09-6125	02-09-6126	
Grounding Pin	Tin	14-18	1.65/3.56 (.065/.140)	1973-2	02-09-8108	02-09-8109	
		18-22	1.52/3.05 (.060/.120)	1973	02-09-8103	02-09-8104	
.013" High Current/Low Force	Tin	14-18	3.56 (.140) max.	42478	02-09-2611	02-09-2612	
PC Tail for Standard .093" Housing	Tin			1376		02-09-2134	
	30µ" Gold			1376		02-09-6132	