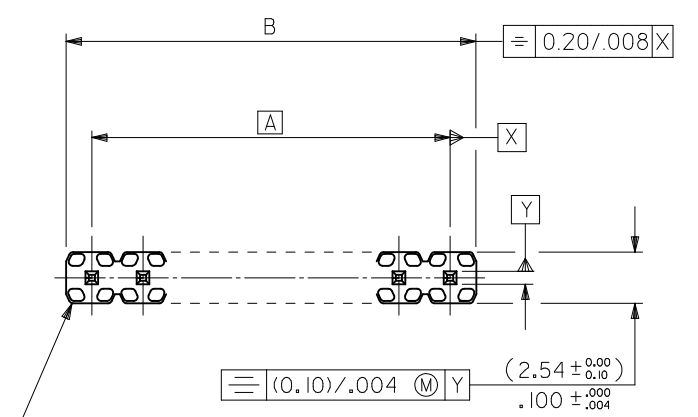


10 9 8 7 6 5 4 3 2 1

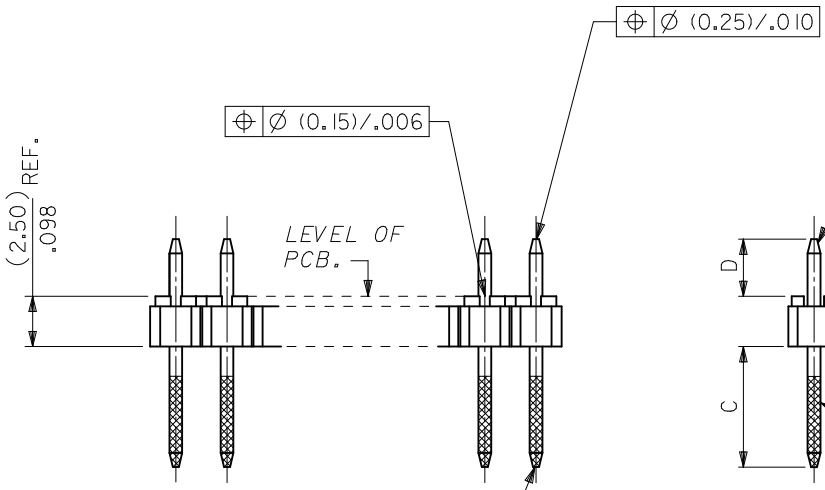


WAFER: 15% GLASS FILLED POLYESTER
TO UL 94V-0.
COLOUR: BLACK.

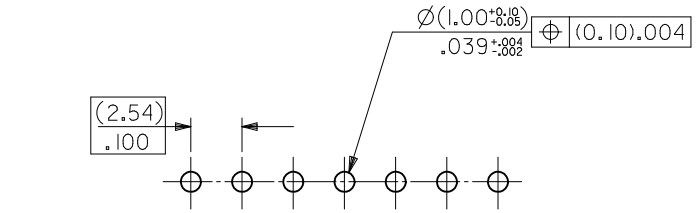
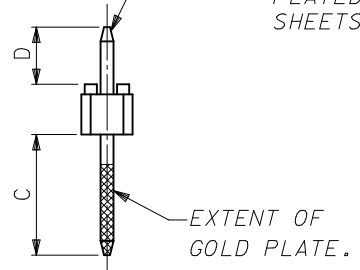
CKT SIZE	DIM. "A"		DIM. "B" ^(+0.45) _(-0.18)		CKT SIZE	DIM. "A"		DIM. "B" ^(+0.45) _(-0.18)	
1X 1			(2.54)	.100	1X21	(50.80)	2.000	(53.34)	2.100
1X 2	(2.54)	.100	(5.08)	.200	1X22	(53.34)	2.100	(55.88)	2.200
1X 3	(5.08)	.200	(7.62)	.300	1X23	(55.88)	2.200	(58.42)	2.300
1X 4	(7.62)	.300	(10.16)	.400	1X24	(58.42)	2.300	(60.96)	2.400
1X 5	(10.16)	.400	(12.70)	.500	1X25	(60.96)	2.400	(63.50)	2.500
1X 6	(12.70)	.500	(15.24)	.600	1X26	(63.50)	2.500	(66.04)	2.600
1X 7	(15.24)	.600	(17.78)	.700	1X27	(66.04)	2.600	(68.58)	2.700
1X 8	(17.78)	.700	(20.32)	.800	1X28	(68.58)	2.700	(71.12)	2.800
1X 9	(20.32)	.800	(22.86)	.900	1X29	(71.12)	2.800	(73.66)	2.900
1X 10	(22.86)	.900	(25.40)	1.000	1X30	(73.66)	2.900	(76.20)	3.000
1X 11	(25.40)	1.000	(27.94)	1.100	1X31	(76.20)	3.000	(78.74)	3.100
1X 12	(27.94)	1.100	(30.48)	1.200	1X32	(78.74)	3.100	(81.28)	3.200
1X 13	(30.48)	1.200	(33.02)	1.300	1X33	(81.28)	3.200	(83.82)	3.300
1X 14	(33.02)	1.300	(35.56)	1.400	1X34	(83.82)	3.300	(86.36)	3.400
1X 15	(35.56)	1.400	(38.10)	1.500	1X35	(86.36)	3.400	(88.90)	3.500
1X 16	(38.10)	1.500	(40.64)	1.600	1X36	(88.90)	3.500	(91.44)	3.600
1X 17	(40.64)	1.600	(43.18)	1.700	1X37	(91.44)	3.600	(93.98)	3.700
1X 18	(43.18)	1.700	(45.72)	1.800	1X38	(93.98)	3.700	(96.52)	3.800
1X 19	(45.72)	1.800	(48.26)	1.900	1X39	(96.52)	3.800	(99.06)	3.900
1X 20	(48.26)	1.900	(50.80)	2.000	1X40	(99.06)	3.900	(101.60)	4.000

NOTES

- FOR ASSY NUMBERS WITH FINISH OPTIONS AND DIM'S C & D SEE SHEETS 2 TO 6.
- PRODUCT SPEC: PS-99020-0001
- RECOMMENDED PCB THICKNESS 1.6mm



PINS: (0.635)/.025 SQ. BRASS WIRE.
PLATED AS PER SHEETS 2 TO 6.



REV GD&T FOR DIM B EC NO: S2010-0493 DRWN:SKANG 2009/12/11 CHKD:ATSEE 2009/12/21 APPR:MLONG 2009/12/21	QUALITY SYMBOLS	GENERAL TOLERANCES (UNLESS SPECIFIED)	DIMENSION STYLE	SCALE	DESIGN UNITS	THIRD ANGLE PROJECTION
	$\nabla_A = 0$	mm INCH	MM/IN	NTS	METRIC	
	$\nabla_C = 0$	4 PLACES ± --- ± ---	DRAWN BY DATE	TITLE		
	$\nabla_B = 0$	3 PLACES ± --- ± ---	CHECKED BY DATE	C-GRID III SINGLE ROW STRAIGHT PIN HEADER		
	2 PLACES ± --- ± ---	APPROVED BY DATE	MOLEX INCORPORATED			
	1 PLACE ± --- ± ---	MLONG 2009/12/21	SDA-90120			
	ANGULAR ± ---°	MATERIAL NO.	DOCUMENT NO.			
		SEE TABLE	SHEET NO.			
			1 OF 6			

DRAFT WHERE APPLICABLE
MUST REMAIN
WITHIN DIMENSIONS

SIZE	THIS DRAWING CONTAINS INFORMATION THAT IS PROPRIETARY TO MOLEX INCORPORATED AND SHOULD NOT BE USED WITHOUT WRITTEN PERMISSION	
A3		

9 8 7 6 5 4 3 2 1

CIRCUIT SIZE	PLATING TYPE A		PLATING TYPE E		PLATING TYPE F	
	PART NO.	CUSTOMER SPECIFIC PART NO.	PART NO.	CUSTOMER SPECIFIC PART NO.	PART NO.	CUSTOMER SPECIFIC PART NO.
1 X 1	90120-0121	90120-9121	90120-0761	90120-9761	90120-0921	90120-9921
1 X 2	▲ -0122	▲ -9122	▲ -0762	▲ -9762	▲ -0922	▲ -9922
1 X 3	-0123	-9123	-0763	-9763	-0923	-9923
1 X 4	-0124	-9124	-0764	-9764	-0924	-9924
1 X 5	-0125	-9125	-0765	-9765	-0925	-9925
1 X 6	-0126	-9126	-0766	-9766	-0926	-9926
1 X 7	-0127	-9127	-0767	-9767	-0927	-9927
1 X 8	-0128	-9128	-0768	-9768	-0928	-9928
1 X 9	-0129	-9129	-0769	-9769	-0929	-9929
1 X 10	-0130	-9130	-0770	-9770	-0930	-9930
1 X 11	-0131	-9131	-0771	-9771	-0931	-9931
1 X 12	-0132	-9132	-0772	-9772	-0932	-9932
1 X 13	-0133	-9133	-0773	-9773	-0933	-9933
1 X 14	-0134	-9134	-0774	-9774	-0934	-9934
1 X 15	-0135	-9135	-0775	-9775	-0935	-9935
1 X 16	-0136	-9136	-0776	-9776	-0936	-9936
1 X 17	-0137	-9137	-0777	-9777	-0937	-9937
1 X 18	-0138	-9138	-0778	-9778	-0938	-9938
1 X 19	-0139	-9139	-0779	-9779	-0939	-9939
1 X 20	-0140	-9140	-0780	-9780	-0940	-9940
1 X 21	-0141	-9141	-0781	-9781	-0941	-9941
1 X 22	-0142	-9142	-0782	-9782	-0942	-9942
1 X 23	-0143	-9143	-0783	-9783	-0943	-9943
1 X 24	-0144	-9144	-0784	-9784	-0944	-9944
1 X 25	-0145	-9145	-0785	-9785	-0945	-9945
1 X 26	-0146	-9146	-0786	-9786	-0946	-9946
1 X 27	-0147	-9147	-0787	-9787	-0947	-9947
1 X 28	-0148	-9148	-0788	-9788	-0948	-9948
1 X 29	-0149	-9149	-0789	-9789	-0949	-9949
1 X 30	-0150	-9150	-0790	-9790	-0950	-9950
1 X 31	-0151	-9151	-0791	-9791	-0951	-9951
1 X 32	-0152	-9152	-0792	-9792	-0952	-9952
1 X 33	-0153	-9153	-0793	-9793	-0953	-9953
1 X 34	-0154	-9154	-0794	-9794	-0954	-9954
1 X 35	-0155	-9155	-0795	-9795	-0955	-9955
1 X 36	-0156	-9156	-0796	-9796	-0956	-9956
1 X 37	-0157	-9157	-0797	-9797	-0957	-9957
1 X 38	-0158	-9158	-0798	-9798	-0958	-9958
1 X 39	▼ -0159	▼ -9159	▼ -0799	▼ -9799	▼ -0959	▼ -9959
1 X 40	90120-0160	90120-9160	90120-0800	90120-9800	90120-0960	90120-9960

DIM C (+0.20/-0.008) (6.75) .266

DIM D (+0.20/-0.30) (+.008/-0.012) (2.90) .114

NOTES:
FOR PLATING VARIATIONS SEE
ENG.STD. SDES-99000-0003.

STANDARD PRODUCTS

REV GD&T FOR DIM B
EC NO: S2010-0493
DRWN:SKANG 2009/12/11
CHKD:ATSEE 2009/12/21
APPR:MLONG 2009/12/21

QUALITY SYMBOLS
▽_A=0
▽_E=0
▽_F=0

GENERAL TOLERANCES (UNLESS SPECIFIED)
mm INCH
4 PLACES ± --- ± ---
3 PLACES ± --- ± ---
2 PLACES ± --- ± ---
1 PLACE ± --- ± ---
ANGULAR ± ---°
DRAFT WHERE APPLICABLE
MUST REMAIN WITHIN DIMENSIONS

DIMENSION STYLE
MM/IN
DRAWN BY DATE
JDENNEHY 2006/01/18
CHECKED BY DATE
DWASZKIEWICZ 2006/01/18
APPROVED BY DATE
MLONG 2009/12/21
MATERIAL NO.
SEE TABLE
SIZE A3
THIS DRAWING CONTAINS INFORMATION THAT IS PROPRIETARY TO MOLEX INCORPORATED AND SHOULD NOT BE USED WITHOUT WRITTEN PERMISSION

SCALE NTS
DESIGN UNITS METRIC
THIRD ANGLE PROJECTION
TITLE
C-GRID III
SINGLE ROW STRAIGHT
PIN HEADER
MOLEX INCORPORATED
DOCUMENT NO. SDA-90120
SHEET NO. 2 OF 6

CIRCUIT SIZE	PLATING TYPE A PART NO.	PLATING TYPE E PART NO.	PLATING TYPE F PART NO.
1 X 1	90120-0041	90120-0681	90120-0841
1 X 2	▲ -0042	▲ -0682	▲ -0842
1 X 3	-0043	-0683	-0843
1 X 4	-0044	-0684	-0844
1 X 5	-0045	-0685	-0845
1 X 6	-0046	-0686	-0846
1 X 7	-0047	-0687	-0847
1 X 8	-0048	-0688	-0848
1 X 9	-0049	-0689	-0849
1 X 10	-0050	-0690	-0850
1 X 11	-0051	-0691	-0851
1 X 12	-0052	-0692	-0852
1 X 13	-0053	-0693	-0853
1 X 14	-0054	-0694	-0854
1 X 15	-0055	-0695	-0855
1 X 16	-0056	-0696	-0856
1 X 17	-0057	-0697	-0857
1 X 18	-0058	-0698	-0858
1 X 19	-0059	-0699	-0859
1 X 20	-0060	-0700	-0860
1 X 21	-0061	-0701	-0861
1 X 22	-0062	-0702	-0862
1 X 23	-0063	-0703	-0863
1 X 24	-0064	-0704	-0864
1 X 25	-0065	-0705	-0865
1 X 26	-0066	-0706	-0866
1 X 27	-0067	-0707	-0867
1 X 28	-0068	-0708	-0868
1 X 29	-0069	-0709	-0869
1 X 30	-0070	-0710	-0870
1 X 31	-0071	-0711	-0871
1 X 32	-0072	-0712	-0872
1 X 33	-0073	-0713	-0873
1 X 34	-0074	-0714	-0874
1 X 35	-0075	-0715	-0875
1 X 36	-0076	-0716	-0876
1 X 37	-0077	-0717	-0877
1 X 38	-0078	-0718	-0878
1 X 39	▼ -0079	▼ -0719	▼ -0879
1 X 40	90120-0080	90120-0720	90120-0880

DIM
C (±0.20)
±.008
(5.75)
.226

DIM
D (±0.20)
±0.30
±.008
±.012
(2.90)
.114

CIRCUIT SIZE	PLATING TYPE A PART NO.	PLATING TYPE E PART NO.	PLATING TYPE F PART NO.
1 X 1	90120-0081	90120-0721	90120-0881
1 X 2	▲ -0082	▲ -0722	▲ -0882
1 X 3	-0083	-0723	-0883
1 X 4	-0084	-0724	-0884
1 X 5	-0085	-0725	-0885
1 X 6	-0086	-0726	-0886
1 X 7	-0087	-0727	-0887
1 X 8	-0088	-0728	-0888
1 X 9	-0089	-0729	-0889
1 X 10	-0090	-0730	-0890
1 X 11	-0091	-0731	-0891
1 X 12	-0092	-0732	-0892
1 X 13	-0093	-0733	-0893
1 X 14	-0094	-0734	-0894
1 X 15	-0095	-0735	-0895
1 X 16	-0096	-0736	-0896
1 X 17	-0097	-0737	-0897
1 X 18	-0098	-0738	-0898
1 X 19	-0099	-0739	-0899
1 X 20	-0100	-0740	-0900
1 X 21	-0101	-0741	-0901
1 X 22	-0102	-0742	-0902
1 X 23	-0103	-0743	-0903
1 X 24	-0104	-0744	-0904
1 X 25	-0105	-0745	-0905
1 X 26	-0106	-0746	-0906
1 X 27	-0107	-0747	-0907
1 X 28	-0108	-0748	-0908
1 X 29	-0109	-0749	-0909
1 X 30	-0110	-0750	-0910
1 X 31	-0111	-0751	-0911
1 X 32	-0112	-0752	-0912
1 X 33	-0113	-0753	-0913
1 X 34	-0114	-0754	-0914
1 X 35	-0115	-0755	-0915
1 X 36	-0116	-0756	-0916
1 X 37	-0117	-0757	-0917
1 X 38	-0118	-0758	-0918
1 X 39	▼ -0119	▼ -0759	▼ -0919
1 X 40	90120-0120	90120-0760	90120-0920

DIM
C (±0.20)
±.008
(5.75)
.226

DIM
D (±0.25)
±.010
(4.50)
.177

NOTES:
FOR PLATING VARIATIONS SEE
ENG.STD. SDES-99000-0003.

NON-STANDARD PRODUCTS

REV GD&T FOR DIM B EC NO: S2010-0493 DRWN:SKANG 2009/12/11 CHKD:ATSEE 2009/12/21 APPR:MLONG 2009/12/21	QUALITY SYMBOLS	GENERAL TOLERANCES (UNLESS SPECIFIED)	DIMENSION STYLE	SCALE	DESIGN UNITS	THIRD ANGLE PROJECTION
	$\nabla_A = 0$ $\nabla_C = 0$ $\nabla_F = 0$	mm INCH 4 PLACES ± --- ± --- 3 PLACES ± --- ± --- 2 PLACES ± --- ± --- 1 PLACE ± --- ± --- ANGULAR ± ---°	MM/IN	NTS	METRIC	
		DRAFT WHERE APPLICABLE MUST REMAIN WITHIN DIMENSIONS	DRAWN BY DATE JDENNEHY 2006/01/18 CHECKED BY DATE DWASZKIEWICZ 2006/01/18 APPROVED BY DATE MLONG 2009/12/21	TITLE	C-GRID III SINGLE ROW STRAIGHT PIN HEADER	
			MATERIAL NO. SEE TABLE SIZE A3	MOLEX INCORPORATED DOCUMENT NO. SDA-90120	SHEET NO. 3 OF 6	

CIRCUIT SIZE	PLATING TYPE A PART NO.	PLATING TYPE E PART NO.	PLATING TYPE F PART NO.
1 X 1	90120-0161	90120-0801	90120-0961
1 X 2	▲ -0162	▲ -0802	▲ -0962
1 X 3	-0163	-0803	-0963
1 X 4	-0164	-0804	-0964
1 X 5	-0165	-0805	-0965
1 X 6	-0166	-0806	-0966
1 X 7	-0167	-0807	-0967
1 X 8	-0168	-0808	-0968
1 X 9	-0169	-0809	-0969
1 X 10	-0170	-0810	-0970
1 X 11	-0171	-0811	-0971
1 X 12	-0172	-0812	-0972
1 X 13	-0173	-0813	-0973
1 X 14	-0174	-0814	-0974
1 X 15	-0175	-0815	-0975
1 X 16	-0176	-0816	-0976
1 X 17	-0177	-0817	-0977
1 X 18	-0178	-0818	-0978
1 X 19	-0179	-0819	-0979
1 X 20	-0180	-0820	-0980
1 X 21	-0181	-0821	-0981
1 X 22	-0182	-0822	-0982
1 X 23	-0183	-0823	-0983
1 X 24	-0184	-0824	-0984
1 X 25	-0185	-0825	-0985
1 X 26	-0186	-0826	-0986
1 X 27	-0187	-0827	-0987
1 X 28	-0188	-0828	-0988
1 X 29	-0189	-0829	-0989
1 X 30	-0190	-0830	-0990
1 X 31	-0191	-0831	-0991
1 X 32	-0192	-0832	-0992
1 X 33	-0193	-0833	-0993
1 X 34	-0194	-0834	-0994
1 X 35	-0195	-0835	-0995
1 X 36	-0196	-0836	-0996
1 X 37	-0197	-0837	-0997
1 X 38	-0198	-0838	-0998
1 X 39	▼ -0199	▼ -0839	▼ -0999
1 X 40	90120-0200	90120-0840	90120-1000

DIM C
(±0.20)
±.008
(6.75)
.266

DIM D
(±0.25)
±.010
(4.50)
.177

NOTES:
FOR PLATING VARIATIONS SEE
ENG.STD. SDES-99000-0003.

NON-STANDARD PRODUCTS

REV GD&T FOR DIM B EC NO: S2010-0493 DRWN:SKANG 2009/12/11 CHKD:ATSEE 2009/12/21 APPR:MLONG 2009/12/21	QUALITY SYMBOLS ▽ _A =0 ▽ _B =0 ▽ _C =0	GENERAL TOLERANCES (UNLESS SPECIFIED)		DIMENSION STYLE MM/IN	SCALE NTS	DESIGN UNITS METRIC	THIRD ANGLE PROJECTION
		mm	INCH	DRAWN BY JDENNEHY	DATE 2006/01/18	TITLE C-GRID III SINGLE ROW STRAIGHT PIN HEADER	
N1	DESCRIPTION	4 PLACES	± ---	± ---	CHECKED BY DWASZKIEWICZ	DATE 2006/01/18	MOLEX INCORPORATED
		3 PLACES	± ---	± ---	APPROVED BY MLONG	DATE 2009/12/21	
		2 PLACES	± ---	± ---	SHEET NO. 4 OF 6		
		1 PLACE	± ---	± ---	THIS DRAWING CONTAINS INFORMATION THAT IS PROPRIETARY TO MOLEX INCORPORATED AND SHOULD NOT BE USED WITHOUT WRITTEN PERMISSION		
		ANGULAR ± ---°		DRAFT WHERE APPLICABLE MUST REMAIN WITHIN DIMENSIONS			

10 9 8 7 6 5 4 3 2 1

CIRCUIT SIZE	PLATING TYPE B	PLATING TYPE C	PLATING TYPE D	PLATING TYPE G	CIRCUIT SIZE	PLATING TYPE G	PLATING TYPE B	PLATING TYPE C	PLATING TYPE D
	PART NO.	PART NO.	PART NO.	PART NO.		PART NO.	PART NO.	PART NO.	PART NO.
1 X 1	90120-0281	90120-0441	90120-0601	90120-1081	1 X 1	90120-1001	90120-0201	90120-0361	90120-0521
1 X 2	▲ -0282	▲ -0442	▲ -0602	▲ -1082	1 X 2	▲ -1002	▲ -0202	▲ -0362	▲ -0522
1 X 3	-0283	-0443	-0603	-1083	1 X 3	-1003	-0203	-0363	-0523
1 X 4	-0284	-0444	-0604	-1084	1 X 4	-1004	-0204	-0364	-0524
1 X 5	-0285	-0445	-0605	-1085	1 X 5	-1005	-0205	-0365	-0525
1 X 6	-0286	-0446	-0606	-1086	1 X 6	-1006	-0206	-0366	-0526
1 X 7	-0287	-0447	-0607	-1087	1 X 7	-1007	-0207	-0367	-0527
1 X 8	-0288	-0448	-0608	-1088	1 X 8	-1008	-0208	-0368	-0528
1 X 9	-0289	-0449	-0609	-1089	1 X 9	-1009	-0209	-0369	-0529
1 X 10	-0290	-0450	-0610	-1090	1 X 10	-1010	-0210	-0370	-0530
1 X 11	-0291	-0451	-0611	-1091	1 X 11	-1011	-0211	-0371	-0531
1 X 12	-0292	-0452	-0612	-1092	1 X 12	-1012	-0212	-0372	-0532
1 X 13	-0293	-0453	-0613	-1093	1 X 13	-1013	-0213	-0373	-0533
1 X 14	-0294	-0454	-0614	-1094	1 X 14	-1014	-0214	-0374	-0534
1 X 15	-0295	-0455	-0615	-1095	1 X 15	-1015	-0215	-0375	-0535
1 X 16	-0296	-0456	-0616	-1096	1 X 16	-1016	-0216	-0376	-0536
1 X 17	-0297	-0457	-0617	-1097	1 X 17	-1017	-0217	-0377	-0537
1 X 18	-0298	-0458	-0618	-1098	1 X 18	-1018	-0218	-0378	-0538
1 X 19	-0299	-0459	-0619	-1099	1 X 19	-1019	-0219	-0379	-0539
1 X 20	-0300	-0460	-0620	-1100	1 X 20	-1020	-0220	-0380	-0540
1 X 21	-0301	-0461	-0621	-1101	1 X 21	-1021	-0221	-0381	-0541
1 X 22	-0302	-0462	-0622	-1102	1 X 22	-1022	-0222	-0382	-0542
1 X 23	-0303	-0463	-0623	-1103	1 X 23	-1023	-0223	-0383	-0543
1 X 24	-0304	-0464	-0624	-1104	1 X 24	-1024	-0224	-0384	-0544
1 X 25	-0305	-0465	-0625	-1105	1 X 25	-1025	-0225	-0385	-0545
1 X 26	-0306	-0466	-0626	-1106	1 X 26	-1026	-0226	-0386	-0546
1 X 27	-0307	-0467	-0627	-1107	1 X 27	-1027	-0227	-0387	-0547
1 X 28	-0308	-0468	-0628	-1108	1 X 28	-1028	-0228	-0388	-0548
1 X 29	-0309	-0469	-0629	-1109	1 X 29	-1029	-0229	-0389	-0549
1 X 30	-0310	-0470	-0630	-1110	1 X 30	-1030	-0230	-0390	-0550
1 X 31	-0311	-0471	-0631	-1111	1 X 31	-1031	-0231	-0391	-0551
1 X 32	-0312	-0472	-0632	-1112	1 X 32	-1032	-0232	-0392	-0552
1 X 33	-0313	-0473	-0633	-1113	1 X 33	-1033	-0233	-0393	-0553
1 X 34	-0314	-0474	-0634	-1114	1 X 34	-1034	-0234	-0394	-0554
1 X 35	-0315	-0475	-0635	-1115	1 X 35	-1035	-0235	-0395	-0555
1 X 36	-0316	-0476	-0636	-1116	1 X 36	-1036	-0236	-0396	-0556
1 X 37	-0317	-0477	-0637	-1117	1 X 37	-1037	-0237	-0397	-0557
1 X 38	-0318	-0478	-0638	-1118	1 X 38	-1038	-0238	-0398	-0558
1 X 39	▼ -0319	▼ -0479	▼ -0639	▼ -1119	1 X 39	▼ -1039	▼ -0239	▼ -0399	▼ -0559
1 X 40	90120-0320	90120-0480	90120-0640	90120-1120	1 X 40	90120-1040	90120-0240	90120-0400	90120-0560

DIM C (+0.20) ±.008 (6.75) .266

DIM D (+0.20) ±.008 (2.90) .114

DIM C (+0.20) ±.008 (5.75) .226

DIM D (+0.20) ±.008 (2.90) .114

NOTES:
FOR PLATING VARIATIONS SEE
ENG.STD. SDES-99000-0003.

**NON-STANDARD PRODUCTS
NOT FOR GENERAL RELEASE**

REV GD&T FOR DIM B EC NO: S2010-0493 DRWN:SKANG 2009/12/11 CHKD:ATSEE 2009/12/21 APPR:MLONG 2009/12/21	QUALITY SYMBOLS $F_A=0$ $F_E=0$ $F_P=0$	GENERAL TOLERANCES (UNLESS SPECIFIED)		DIMENSION STYLE MM/IN		SCALE NTS	DESIGN UNITS METRIC	THIRD ANGLE PROJECTION		
		4 PLACES	± ---	± ---	DRAWN BY	DATE	TITLE			
		3 PLACES	± ---	± ---	CHECKED BY	DATE	C-GRID III SINGLE ROW STRAIGHT PIN HEADER			
		2 PLACES	± ---	± ---	APPROVED BY	DATE				
1 PLACE	± ---	± ---	MATERIAL NO. SEE TABLE		MOLEX INCORPORATED SDA-90120		SHEET NO. 5 OF 6			
DRAFT WHERE APPLICABLE MUST REMAIN WITHIN DIMENSIONS		THIS DRAWING CONTAINS INFORMATION THAT IS PROPRIETARY TO MOLEX INCORPORATED AND SHOULD NOT BE USED WITHOUT WRITTEN PERMISSION								

9 8 7 6 5 4 3 2 1

	10	9	8	7	6	5	4	3	2	1			
F		CIRCUIT SIZE	PLATING TYPE B PART NO.	PLATING TYPE C PART NO.	PLATING TYPE D PART NO.	PLATING TYPE G PART NO.		CIRCUIT SIZE	PLATING TYPE B PART NO.	PLATING TYPE C PART NO.	PLATING TYPE D PART NO.	PLATING TYPE G PART NO.	
		1 X 1	90120-0241	90120-0401	90120-0561	90120-1041		1 X 1	90120-0321	90120-0481	90120-0641	90120-1121	
		1 X 2	▲ -0242	▲ -0402	▲ -0562	▲ -1042		1 X 2	▲ -0322	▲ -0482	▲ -0642	▲ -1122	
		1 X 3	-0243	-0403	-0563	-1043		1 X 3	-0323	-0483	-0643	-1123	
		1 X 4	-0244	-0404	-0564	-1044		1 X 4	-0324	-0484	-0644	-1124	
		1 X 5	-0245	-0405	-0565	-1045		1 X 5	-0325	-0485	-0645	-1125	
		1 X 6	-0246	-0406	-0566	-1046		1 X 6	-0326	-0486	-0646	-1126	
		1 X 7	-0247	-0407	-0567	-1047		1 X 7	-0327	-0487	-0647	-1127	
		1 X 8	-0248	-0408	-0568	-1048		1 X 8	-0328	-0488	-0648	-1128	
		1 X 9	-0249	-0409	-0569	-1049		1 X 9	-0329	-0489	-0649	-1129	
	E		1 X 10	-0250	-0410	-0570	-1050		1 X 10	-0330	-0490	-0650	-1130
			1 X 11	-0251	-0411	-0571	-1051		1 X 11	-0331	-0491	-0651	-1131
			1 X 12	-0252	-0412	-0572	-1052		1 X 12	-0332	-0492	-0652	-1132
			1 X 13	-0253	-0413	-0573	-1053		1 X 13	-0333	-0493	-0653	-1133
			1 X 14	-0254	-0414	-0574	-1054		1 X 14	-0334	-0494	-0654	-1134
			1 X 15	-0255	-0415	-0575	-1055		1 X 15	-0335	-0495	-0655	-1135
			1 X 16	-0256	-0416	-0576	-1056		1 X 16	-0336	-0496	-0656	-1136
			1 X 17	-0257	-0417	-0577	-1057		1 X 17	-0337	-0497	-0657	-1137
			1 X 18	-0258	-0418	-0578	-1058		1 X 18	-0338	-0498	-0658	-1138
			1 X 19	-0259	-0419	-0579	-1059		1 X 19	-0339	-0499	-0659	-1139
			1 X 20	-0260	-0420	-0580	-1060		1 X 20	-0340	-0500	-0660	-1140
		D		1 X 21	-0261	-0421	-0581	-1061		1 X 21	-0341	-0501	-0661
			1 X 22	-0262	-0422	-0582	-1062		1 X 22	-0342	-0502	-0662	-1142
			1 X 23	-0263	-0423	-0583	-1063		1 X 23	-0343	-0503	-0663	-1143
			1 X 24	-0264	-0424	-0584	-1064		1 X 24	-0344	-0504	-0664	-1144
			1 X 25	-0265	-0425	-0585	-1065		1 X 25	-0345	-0505	-0665	-1145
			1 X 26	-0266	-0426	-0586	-1066		1 X 26	-0346	-0506	-0666	-1146
			1 X 27	-0267	-0427	-0587	-1067		1 X 27	-0347	-0507	-0667	-1147
			1 X 28	-0268	-0428	-0588	-1068		1 X 28	-0348	-0508	-0668	-1148
			1 X 29	-0269	-0429	-0589	-1069		1 X 29	-0349	-0509	-0669	-1149
			1 X 30	-0270	-0430	-0590	-1070		1 X 30	-0350	-0510	-0670	-1150
			1 X 31	-0271	-0431	-0591	-1071		1 X 31	-0351	-0511	-0671	-1151
			1 X 32	-0272	-0432	-0592	-1072		1 X 32	-0352	-0512	-0672	-1152
	C		1 X 33	-0273	-0433	-0593	-1073		1 X 33	-0353	-0513	-0673	-1153
			1 X 34	-0274	-0434	-0594	-1074		1 X 34	-0354	-0514	-0674	-1154
			1 X 35	-0275	-0435	-0595	-1075		1 X 35	-0355	-0515	-0675	-1155
			1 X 36	-0276	-0436	-0596	-1076		1 X 36	-0356	-0516	-0676	-1156
			1 X 37	-0277	-0437	-0597	-1077		1 X 37	-0357	-0517	-0677	-1157
			1 X 38	-0278	-0438	-0598	-1078		1 X 38	-0358	-0518	-0678	-1158
			1 X 39	▼ -0279	▼ -0439	▼ -0599	▼ -1079		1 X 39	▼ -0359	▼ -0519	▼ -0679	▼ -1159
		1 X 40	90120-0280	90120-0440	90120-0600	90120-1080		1 X 40	90120-0360	90120-0520	90120-0680	90120-1160	

DIM
C
(±0.20)
±.008
(5.75)
.226

DIM
C
(±0.20)
±.008
(6.75)
.266

DIM
D
(±0.25)
±.010
(4.50)
.177

DIM
D
(±0.25)
±.010
(4.50)
.177

NOTES:
FOR PLATING VARIATIONS SEE
ENG.STD. SDES-99000-0003.

**NON-STANDARD PRODUCTS
NOT FOR GENERAL RELEASE**

REV GD&T FOR DIM B	2009/12/11	DRWN:SKANG	2009/12/11
EC NO: S2010-0493	2009/12/11	CHKD:ATSEE	2009/12/11
APPR:MLONG	2009/12/11		
N1	REV		

QUALITY SYMBOLS	GENERAL TOLERANCES (UNLESS SPECIFIED)
▽ _A =0	mm INCH
▽ _B =0	4 PLACES ± --- ± ---
▽ _C =0	3 PLACES ± --- ± ---
▽ _D =0	2 PLACES ± --- ± ---
	1 PLACE ± --- ± ---
	ANGULAR ± ---°
	DRAFT WHERE APPLICABLE MUST REMAIN WITHIN DIMENSIONS

DIMENSION STYLE		SCALE	DESIGN UNITS	THIRD ANGLE PROJECTION
MM/IN		NTS	METRIC	
DRAWN BY	DATE	TITLE		
JDENNEHY	2006/01/18	C-GRID III SINGLE ROW STRAIGHT PIN HEADER		
CHECKED BY	DATE	MOLEX INCORPORATED		
DWASZKIEWICZ	2006/01/18	MATERIAL NO. SDA-90120		
APPROVED BY	DATE	SHEET NO. 6 OF 6		
MLONG	2009/12/21	THIS DRAWING CONTAINS INFORMATION THAT IS PROPRIETARY TO MOLEX INCORPORATED AND SHOULD NOT BE USED WITHOUT WRITTEN PERMISSION		

SIZE	THIS DRAWING CONTAINS INFORMATION THAT IS PROPRIETARY TO MOLEX INCORPORATED AND SHOULD NOT BE USED WITHOUT WRITTEN PERMISSION		
A3			

CIRCUIT SIZE	PLATING TYPE A		PLATING TYPE E		PLATING TYPE F	
	PART NO.	CUSTOMER SPECIFIC PART NO.	PART NO.	CUSTOMER SPECIFIC PART NO.	PART NO.	CUSTOMER SPECIFIC PART NO.
1 X 1	90120-0121	90120-9121	90120-0761	90120-9761	90120-0921	90120-9921
1 X 2	↑ -0122	↑ -9122	↑ -0762	↑ -9762	↑ -0922	↑ -9922
1 X 3	-0123	-9123	-0763	-9763	-0923	-9923
1 X 4	-0124	-9124	-0764	-9764	-0924	-9924
1 X 5	-0125	-9125	-0765	-9765	-0925	-9925
1 X 6	-0126	-9126	-0766	-9766	-0926	-9926
1 X 7	-0127	-9127	-0767	-9767	-0927	-9927
1 X 8	-0128	-9128	-0768	-9768	-0928	-9928
1 X 9	-0129	-9129	-0769	-9769	-0929	-9929
1 X 10	-0130	-9130	-0770	-9770	-0930	-9930
1 X 11	-0131	-9131	-0771	-9771	-0931	-9931
1 X 12	-0132	-9132	-0772	-9772	-0932	-9932
1 X 13	-0133	-9133	-0773	-9773	-0933	-9933
1 X 14	-0134	-9134	-0774	-9774	-0934	-9934
1 X 15	-0135	-9135	-0775	-9775	-0935	-9935
1 X 16	-0136	-9136	-0776	-9776	-0936	-9936
1 X 17	-0137	-9137	-0777	-9777	-0937	-9937
1 X 18	-0138	-9138	-0778	-9778	-0938	-9938
1 X 19	-0139	-9139	-0779	-9779	-0939	-9939
1 X 20	-0140	-9140	-0780	-9780	-0940	-9940
1 X 21	-0141	-9141	-0781	-9781	-0941	-9941
1 X 22	-0142	-9142	-0782	-9782	-0942	-9942
1 X 23	-0143	-9143	-0783	-9783	-0943	-9943
1 X 24	-0144	-9144	-0784	-9784	-0944	-9944
1 X 25	-0145	-9145	-0785	-9785	-0945	-9945
1 X 26	-0146	-9146	-0786	-9786	-0946	-9946
1 X 27	-0147	-9147	-0787	-9787	-0947	-9947
1 X 28	-0148	-9148	-0788	-9788	-0948	-9948
1 X 29	-0149	-9149	-0789	-9789	-0949	-9949
1 X 30	-0150	-9150	-0790	-9790	-0950	-9950
1 X 31	-0151	-9151	-0791	-9791	-0951	-9951
1 X 32	-0152	-9152	-0792	-9792	-0952	-9952
1 X 33	-0153	-9153	-0793	-9793	-0953	-9953
1 X 34	-0154	-9154	-0794	-9794	-0954	-9954
1 X 35	-0155	-9155	-0795	-9795	-0955	-9955
1 X 36	-0156	-9156	-0796	-9796	-0956	-9956
1 X 37	-0157	-9157	-0797	-9797	-0957	-9957
1 X 38	-0158	-9158	-0798	-9798	-0958	-9958
1 X 39	↓ -0159	↓ -9159	↓ -0799	↓ -9799	↓ -0959	↓ -9959
1 X 40	90120-0160	90120-9160	90120-0800	90120-9800	90120-0960	90120-9960

DIM C (+0.20) ±.008 (6.75) .266

DIM D (+0.20) (+0.30) ±.008 (+0.12) (2.90) .114

NOTES:
FOR PLATING VARIATIONS SEE
ENG.STD. SDES-99000-0003.

STANDARD PRODUCTS

PART NO'S ADDED
EC NO: E2006-0667
DRWN: DENNEHY 2006/01/23
CHKD: DWASZKIEWICZ 2006/01/23
APPR: DENNEHY 2006/02/07

QUALITY SYMBOLS
▽=0
▽=0

GENERAL TOLERANCES (UNLESS SPECIFIED)

	mm	INCH
4 PLACES	± ---	± ---
3 PLACES	± ---	± ---
2 PLACES	± ---	± ---
1 PLACE	± ---	± ---
ANGULAR	± ---°	

DRAFT WHERE APPLICABLE
MUST REMAIN WITHIN DIMENSIONS

DIMENSION STYLE
MM ONLY

DRAWN BY	DATE
JDENNEHY	2006/01/18
CHECKED BY	DATE
DWASZKIEWICZ	2006/01/18
APPROVED BY	DATE
JDENNEHY	2006/01/18
MATERIAL NO.	
SIZE	A3

SCALE ---
DESIGN UNITS METRIC
THIRD ANGLE PROJECTION

TITLE
C-GRID III
SINGLE ROW STRAIGHT
PIN HEADER

MOLEX INCORPORATED

DOCUMENT NO. SDA-90120
SHEET NO. 2 OF 6

THIS DRAWING CONTAINS INFORMATION THAT IS PROPRIETARY TO MOLEX INCORPORATED AND SHOULD NOT BE USED WITHOUT WRITTEN PERMISSION