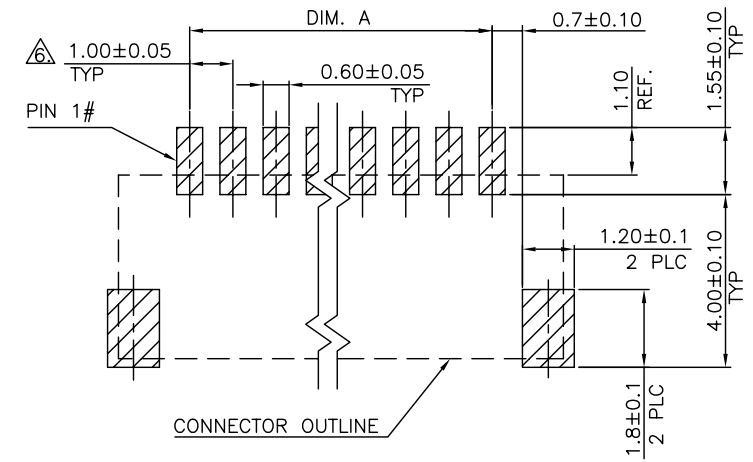
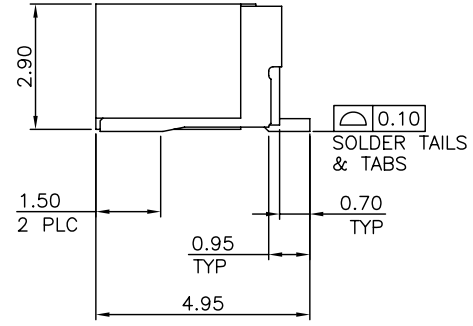
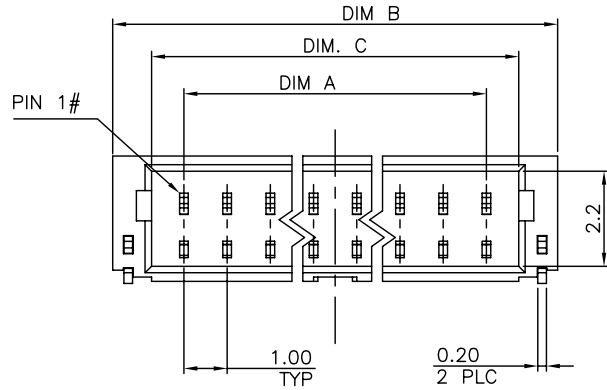
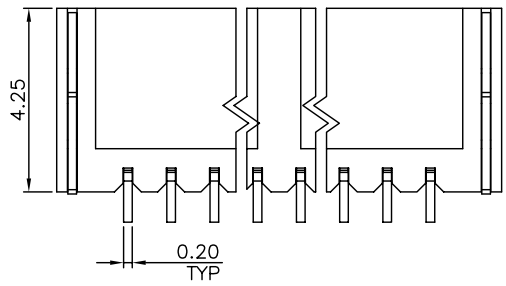


| LOC | DIST | REVISIONS | | | |
|-----|------|-------------|----------------|---------|-------|
| P | LTR | DESCRIPTION | DATE | DWN | APVD |
| DW | | A1 | ECR-09-008299. | 10APR09 | FY WK |



RECOMMENDED PCB LAYOUT
 (COMPONENT SIDE) TOLERANCE: ±0.05



| WEIGHT | C | B | A | NO. OF CONTACTS | PART NUMBER |
|--------|-------|-------|-------|-----------------|-------------|
| 0.21g | 15.50 | 17.30 | 14.00 | 15 | 1-1734709-5 |
| 0.20g | 14.50 | 16.30 | 13.00 | 14 | 1-1734709-4 |
| 0.19g | 13.50 | 15.30 | 12.00 | 13 | 1-1734709-3 |
| 0.17g | 12.50 | 14.30 | 11.00 | 12 | 1-1734709-2 |
| 0.16g | 11.50 | 13.30 | 10.00 | 11 | 1-1734709-1 |
| 0.15g | 10.50 | 12.30 | 9.00 | 10 | 1-1734709-0 |
| 0.14g | 9.50 | 11.30 | 8.00 | 9 | 1734709-9 |
| 0.12g | 8.50 | 10.30 | 7.00 | 8 | 1734709-8 |
| 0.11g | 7.50 | 9.30 | 6.00 | 7 | 1734709-7 |
| 0.10g | 6.50 | 8.30 | 5.00 | 6 | 1734709-6 |
| 0.09g | 5.50 | 7.30 | 4.00 | 5 | 1734709-5 |
| 0.08g | 4.50 | 6.30 | 3.00 | 4 | 1734709-4 |
| 0.07g | 3.50 | 5.30 | 2.00 | 3 | 1734709-3 |
| 0.05g | 2.50 | 4.30 | 1.00 | 2 | 1734709-2 |

- NOTE:
 1.MATERIAL:
 HOUSING: THERMOPLASTIC WITH 30% G/F, UL 94V-0, NATURE COLOR.
 CONTACTS: PHOSPHOR BRONZE.
 TABS: BRASS.
 2.FINISH:
 CONTACT: 3.048μm (120μ") MIN. MATTE-TIN OVER
 1.27μm (50μ") MIN. NICKEL ON ENTIRE CONTACT.
 TABS: 3.048μm (120μ") MIN. MATTE-TIN OVER
 1.27μm (50μ") MIN. NICKEL ON ENTIRE CONTACT.
 3. REFLOW SOLDER CAPABLE TO 260°C PER TE SPEC.
 109-201, CONDITION B.
 4. NO TE LOGO AND DATE CODE ON THE PRODUCT.
 5. PART NO. OF RECEPTACLE CONTACT & HOUSING (BASE NO.#):
 1734597 & 1470364.
 6. NO ACCUMULATE TOLERANCE.

| | | | | |
|--|--|--|---|--------------------|
| THIS DRAWING IS A CONTROLLED DOCUMENT. | | DWN F. YANG 10APR2009 | Tyco Electronics Corporation Taipei, Taiwan | |
| DIMENSIONS: MM | | CHK S. CHIEN 10APR2009 | NAME | |
| TOLERANCES UNLESS OTHERWISE SPECIFIED: 0 PLC ± - 1 PLC ± - 2 PLC ± 0.25 3 PLC ± 0.15 4 PLC ± - ANGLES ± 5' | | APVD W. KODAMA 10APR2009 | PRODUCT SPEC 108-57264 | |
| MATERIAL SEE NOTE | | QUALIFICATION TEST REPORT 501-57283 | WIRE TO BOARD CONNECTOR SIDE ENTRY, SINGLE ROW, SMT TYPE | |
| FINISH SEE NOTE | | WEIGHT SEE TABLE | SIZE A3 | CAGE CODE 00779 |
| | | CUSTOMER DRAWING | DRAWING NO G=1734709 | RESTRICTED TO |
| | | SCALE | SHEET 1 of 3 | REV A1 |

4

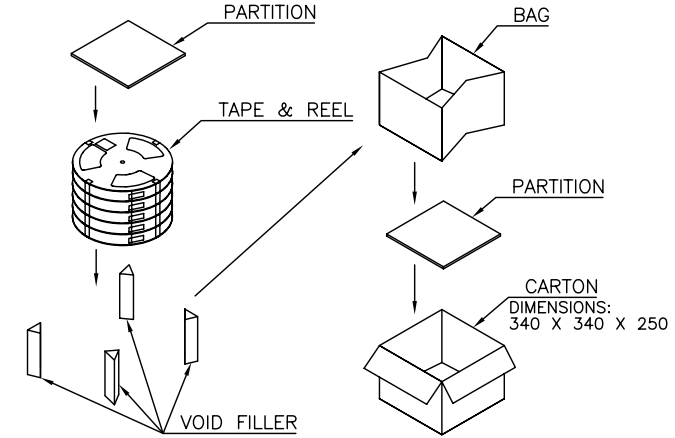
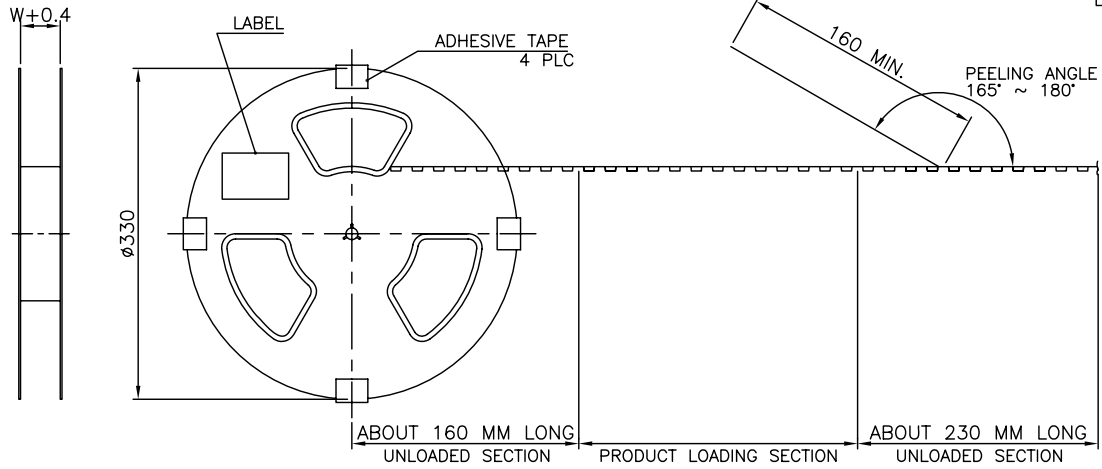
3

2

1

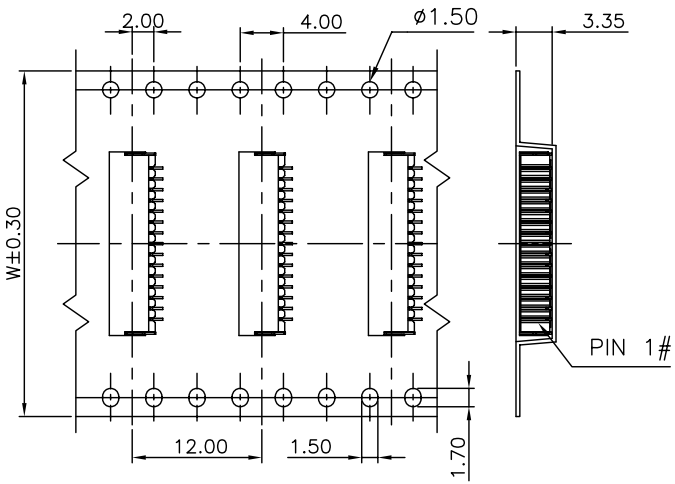
THIS DRAWING IS UNPUBLISHED. RELEASED FOR PUBLICATION AUG, 2006.
 © COPYRIGHT BY TYCO ELECTRONICS CORPORATION. ALL RIGHTS RESERVED.

| LOC | DIST | REVISIONS | | | |
|-----|------|--------------|------|-----|------|
| P | LTR | DESCRIPTION | DATE | DWN | APVD |
| DW | | SEE SHEET 1. | | | |

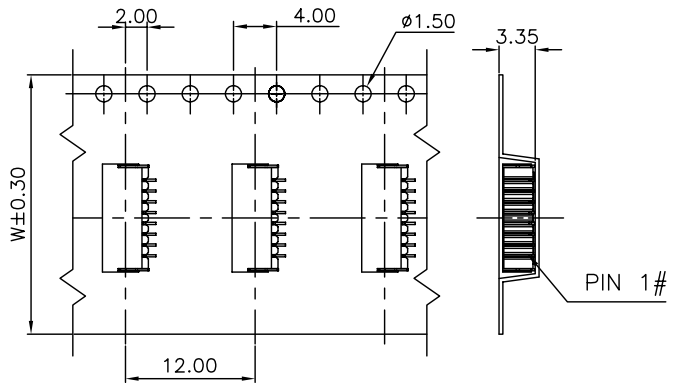


PULL OUT DIRECTION →

PULL OUT DIRECTION →



CARRIER FOR 15 PIN



CARRIER FOR 2 TO 5 PIN & 7 TO 14 PIN

| PCS/REEL | REELS/CARTON | QUANTITY | DIM W | G/W (KG) | N/W (KG) | NO. OF POS. |
|----------|--------------|----------|-------|----------|----------|-------------|
| 1500 | 6 | 9000 | 32 | 5.48 | 1.89 | 15 |
| | | | | 5.58 | 2.10 | 14 |
| | | | | 5.48 | 2.00 | 13 |
| | | | | 5.27 | 1.79 | 12 |
| | | | | 5.16 | 1.68 | 11 |
| | | | | 5.06 | 1.58 | 10 |
| 7 | 10500 | 24 | 4.95 | 1.47 | 09 | |
| | | | 4.66 | 1.26 | 08 | |
| | | | 4.64 | 1.16 | 07 | |
| | | | 5.75 | 1.35 | 05 | |
| | | | 5.60 | 1.20 | 04 | |
| | | | 5.45 | 1.05 | 03 | |
| 10 | 15000 | 16 | 5.15 | 0.75 | 02 | |

THIS DRAWING IS A CONTROLLED DOCUMENT.

Tyco Electronics Tyco Electronics Corporation
Taipei, Taiwan

WIRE TO BOARD CONNECTOR
SIDE ENTRY, SINGLE ROW, SMT TYPE

| | | | |
|--------------------|---|---|---|
| DIMENSIONS: MM | TOLERANCES UNLESS OTHERWISE SPECIFIED: 0 PLC ± - 1 PLC ± - 2 PLC ± - 3 PLC ± - 4 PLC ± - ANGLES ± - | DWN - CHK - APVD - PRODUCT SPEC - QUALIFICATION TEST REPORT - WEIGHT - | NAME SIZE A3 CAGE CODE 00779 DRAWING NO G=1734709 RESTRICTED TO |
| MATERIAL SEE NOTE | FINISH SEE NOTE | CUSTOMER DRAWING | SCALE SHEET 2 OF 3 REV A1 |

THIS DRAWING IS UNPUBLISHED.

RELEASED FOR PUBLICATION

AUG ,2006.

© COPYRIGHT BY TYCO ELECTRONICS CORPORATION.

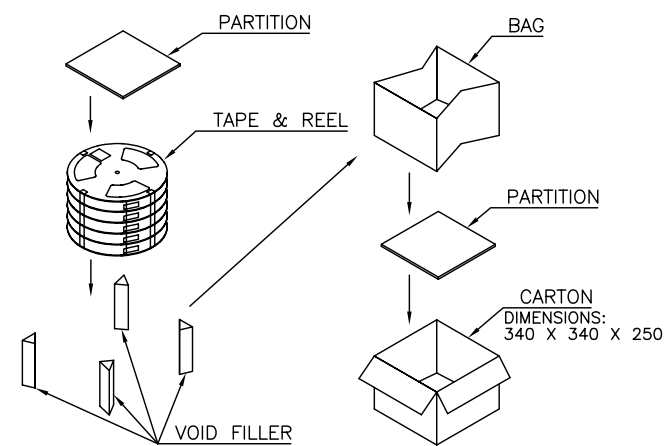
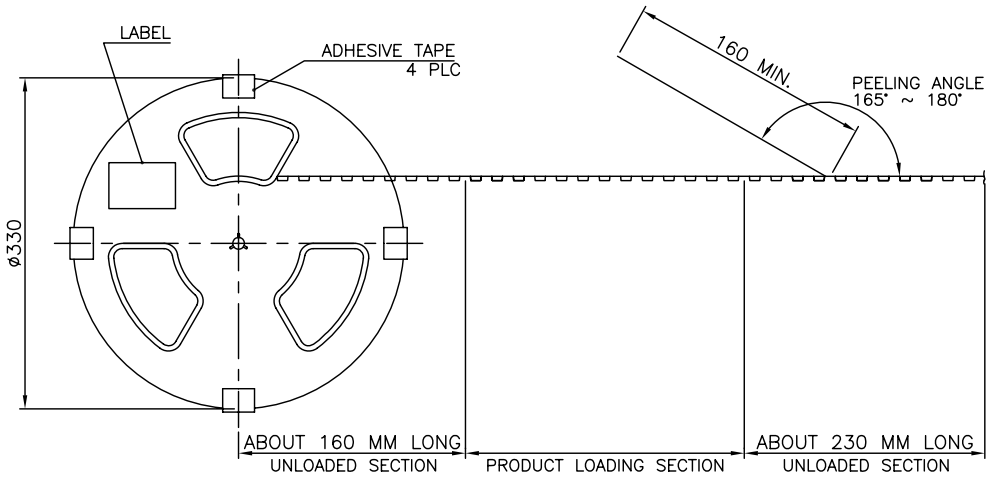
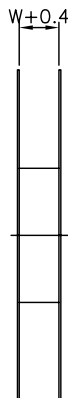
ALL RIGHTS RESERVED.

LOC DW

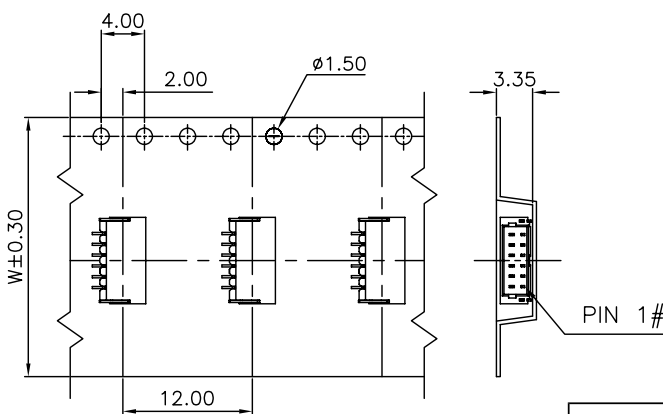
DIST

REVISIONS

| P | LTR | DESCRIPTION | DATE | DWN | APVD |
|---|-----|--------------|------|-----|------|
| - | - | SEE SHEET 1. | - | - | - |



PULL OUT DIRECTION



CARRIER FOR 6 PIN

| | | | | | | |
|----------|--------------|----------|-------|----------|----------|-------------|
| 1500 | 10 | 15000 | 16 | 5.90 | 1.50 | 06 |
| PCS/REEL | REELS/CARTON | QUANTITY | DIM W | G/W (KG) | N/W (KG) | NO. OF POS. |

THIS DRAWING IS A CONTROLLED DOCUMENT.

Tyco Electronics Tyco Electronics Corporation
Taipei, Taiwan

NAME: WIRE TO BOARD CONNECTOR
SIDE ENTRY, SINGLE ROW, SMT TYPE

SIZE: A3 CAGE CODE: 00779 DRAWING NO: C=1734709

MATERIAL: SEE NOTE FINISH: SEE NOTE

CUSTOMER DRAWING SCALE: SHEET: 3 of 3 REV: A1