

STOCK AND CUSTOM SOLUTIONS FOR ENHANCING YOUR PRODUCT'S VALUE

**NEW**

ECO-FRIENDLY PRODUCTS



COMPARTMENTED BOXES

CASES



SPECIALTY STORAGE

TOOL BOXES



MEDICAL PRODUCTS

# OVERVIEW


## Single Source Solutions... In Plastic

**Flambeau, Inc.** is a worldwide industry leader in thermoplastic manufacturing, specializing in both injection and blow molding. Flambeau possesses the largest array of proprietary stock products and storage containers for both Consumer and Original Equipment markets. Our unique competitive advantage is the ability to offer customized stock solutions through value-add manufacturing. Our range of service includes offering custom colors; labels; special decorating; engraved logo plates; finishing; special processing; small production run quantities; and comprehensive assistance with design and customization requirements.

The **Flambeau Packaging Markets Group** listens to your needs, and then applies our knowledge, creativity and experience to your specific situation. We begin with trained field sales associates who are available to meet with you directly to facilitate fulfilling your requirements. Our Customer Service team is also available to you and equipped to field just about any question to get your program started.

Flambeau is your **“art to part”** source for your plastic packaging requirements. Should your application require a solution that does not exist within our stock offering, our program management team is available to offer our **full range of services**. These services include part design; prototyping; mold design and fabrication; manufacturing and assembly; sampling; custom quoting; and product fulfillment programs.

Flambeau is continuously adding timely new products and programs to our Packaging offering. In addition to our continued investment in new case and box molds (**Infinity 23** and **47** cases; **Defender** blow mold cases; **Merchant 10** and **12** series cases; new **T-Series polypropylene compartment boxes**; and new waterproof and impact resistant **Black Ribbon** boxes); Flambeau is now pleased to provide an extensive capability with **sewn “soft side” bags and storage products too!**

Flambeau is also pleased to make nearly all our manufactured polyolefin based products **biodegradable!** (Minimum quantities may apply). Several popular Flambeau boxes and cases are now manufactured and stocked this way (see our Frog friendly  icon) where applicable!



**We encourage you to examine all we can offer at:**



[www.flambeaucases.com](http://www.flambeaucases.com)

**-or-**



[www.flambeau.com](http://www.flambeau.com)

## Profile & History

Flambeau Packaging & Storage Solutions is a division of Flambeau, Inc., a member of the Nordic Group of Companies. Founded in 1947, today the Nordic Group has sales in excess of \$350 million and operates with more than 2,000 associates worldwide. Headquartered in Baraboo, Wisconsin, Flambeau has manufacturing facilities throughout the United States with additional locations in England and Mexico. Flambeau continues to foster core values such as **Family, Integrity, Leadership, Teamwork, and Knowledge** to pursue **Excellence** with people who care and are committed to anticipate the professional service that you need, when you need it!

## Quality: TS/ISO Accreditation

There is a difference! By adhering to the strictest quality standards in all aspects of our business, Flambeau exceeds your quality expectations through a commitment of ongoing and continuous quality improvements and proactive cost reductions.



## Customer Service

Our professional Customer Service associates are eager to help answer questions and solve problems! We are committed to help provide solutions whether it's an ordinary question or a technical challenge. Please contact us toll-free at **800-344-5716**.



## Flambeau Manufacturing Locations

### UNITED STATES

- Baraboo, WI
- Columbus, IN
- Middlefield, OH
- Madison, GA
- Redlands, CA
- Weldon, NC

### INTERNATIONAL

- Ramsgate, Kent, England
- Saltillo, Coahuila, Mexico







**BIODEGRADABLE PRODUCTS**

Flambeau's Packaging Division NOW OFFERS:



**Completely 100 % Biodegradable & 100 % Recyclable Storage Cases and Boxes**



Biodegradation occurs with our uniquely manufactured products in either an aerobic and or anaerobic environment:

- In Landfills
- In Compost (backyards as well as commercial facilities) or
- Buried in the ground

Flambeau's biodegradable manufacturing process does not produce any toxic residues. Once our products return to the environment in compost or landfill hosts then, nothing but a safe biomass and humus results.

- Aerobic—Biomass, CO2, Water
- Anaerobic—Biomass, Methane, CO2, some Water

Moreover, the physical characteristics of Flambeau's "eco-friendly" packaging are equal to those of our traditional packaging---which emphasizes Flambeau's commitment to manufacture high quality, durable, plastic packaging. Products manufactured by Flambeau utilizing our "eco-friendly" process and materials do not affect our merchandise guarantee!

**We offer: Completely 100% Biodegradable & 100% Recyclable.** Ensures customers disposal of product lessens their carbon footprint on the environment & provides additional value to items sold.

No degradation by exposure to external stresses during storage, shipping, handling, or normal use. Provides an indefinite shelf life and similar service life as our standard resins.

Technical & Physical properties of cases and boxes made with Flambeau eco-friendly materials are equivalent to our traditional packaging---maintaining Flambeau's commitment to manufacturing high quality products.

Flambeau's capability with biodegradable packaging extends across the entire polyolefin product line, and can be manufactured and made available in most products with production quantities as small as 1,000 units.

Flambeau currently stocks a number of popular Flambeau boxes incorporating our "eco" friendly materials. Look for the "bio frog" icon!

***Contact customer service to see if your packaging can be biodegradable!***



Can be made



Can be made

**Be sure to contact Flambeau Customer Service at 1-800-344-5716 for assistance with ordering your boxes and cases with this timely new offering from Flambeau!**



# FROM FLAMBEAU®

## Black Ribbon™ Cases

Flambeau introduces a new product line of **rugged waterproof cases** available in four sizes! Each precision Black Ribbon™ case features a 360 degree waterproof rubber gasket. These extremely durable cases also feature a metal front cam locking mechanical latch system and external rubber bumpers for impact absorption, skid resistance, and greater durability. Cases are made of tough impact resistant ABS plastic.

Flambeau Black Ribbon Cases (shown below) are sold with “open” core or flat foam lid and base. Cases can easily be outfitted with die cut foam inserts when required for added nesting and protection of your valuables. These cases are excellent for outdoor use in demanding environments. They are ideal for storing and protecting cell phones, iPods, electronic devices, jewelry, small tools and components.



**6734PF**  
Shown with flat foam lid & base



**6735PC**  
Shown without foam



**Sample usage**  
Rugged and waterproof!



**Sample usage**  
Customized case



Model Number	Stock Number	Description	Dimensions (Inside, L x W x D)	Packed
<b>6734PC</b>	6734PC	4-3/8" (11.11 cm) Black - without Foam	4-3/8" x 3" x 1-3/8"	4/ctn
<b>6734PF</b>	6734PF	4-3/8" (11.11 cm) Black - with Flat Foam Lid & Base	(11.11 x 7.62 x 3.49 cm)	4/ctn
<b>6735PC</b>	6735PC	5" (12.70 cm) Black - without Foam	5" x 3-3/4" x 1-5/8"	4/ctn
<b>6735PF</b>	6735PF	5" (12.70 cm) Black - with Flat Foam Lid & Base	(12.70 x 9.53 x 4.13 cm)	4/ctn
<b>6736PC</b>	6736PC	6-1/4" (15.56 cm) Black - without Foam	6-1/4" x 3-3/4" x 1-7/8"	4/ctn
<b>6736PF</b>	6736PF	6-1/4" (15.56 cm) Black - with Flat Foam Lid & Base	(15.56 x 9.53 x 4.76 cm)	4/ctn
<b>6737PC</b>	6737PC	7-3/4" (19.69 cm) Black - without Foam	7-3/4" x 4-1/2" x 1-7/8"	4/ctn
<b>6737PF</b>	6737PF	7-3/4" (19.69 cm) Black - with Flat Foam Lid & Base	(19.69 x 11.43 x 4.76 cm)	4/ctn



FROM FLAMBEAU®

## Flambeau... a world leader in manufacturing Plastic Cases and Boxes **INTRODUCES...** **SOFT-SIDE BAGS AND CASES!**



Your name/company here

### **NEW OFFERING!**

Flambeau is pleased to offer an extensive range of canvas bags and cases for your customization! Countless options with canvas bags and cases are at your fingertips!

Your products can now be stored, protected, or merchandised with unlimited canvas choices!

### **MANY CHOICES!**

Choose sewn products with hard cases! Choose any combination of Flambeau rigid boxes and cases from our vast stock product line to use in combination with your canvas choice!

### **TURN-KEY SERVICE...**

Your company brand / logo is critical to your marketing success. Flambeau can help you design the right solution for your products.

- Your company identity
- Your color scheme
- Your products uniquely packaged
- Your custom solution

### **CONTACT US TODAY!**

Contact Flambeau today

Phone: **1-800-344-5716** or **1-440-632-1631**

or see your factory salesman for more details!



*Great for protecting and transporting instruments, equipment, tools, small electronic devices, medical equipment, sports products, and much, much more!*



# SPECIAL PROGRAMS & OFFERINGS

## ***EXPRESS SERVICE*** *What You Need, When You Need It.*

Flambeau's **Express Service<sup>SM</sup>** program is our way of providing the industry's largest selection of in-stock, ready-to-ship cases and boxes which ship within 24 business hours of your order. With minimum order quantities from one unit to single case quantities, this program truly gives you the flexibility and convenience to order exactly "What You Need, When You Need It."

**Qualifying products are marked throughout the catalog with this symbol "E".**



Low volume custom boxes are now available through Flambeau's **Blue Diamond Program<sup>SM</sup>**! Select in-stock injection molded boxes are available for custom decorating with a hot stamp. Company names and logos have never been easier!

**Qualifying products are available in case quantities and marked throughout the catalog with a "D" symbol.**

*\*See "Customized Stock and Custom Options" Section: "Hot Stamp Labeling" page 9, and for an example of available hot stamp colors see page 11.*



## **"Special Order" / Non-Stock Products**

Our goal is to offer you the most comprehensive selection of products possible. Although most products are in-stock and ready to ship, we offer a wide variety of products that are not stocked. **Non-stock products are marked in the catalog as "S" and are available with reasonable lead-times.** Please inquire with a Customer Service associate at 800-344-5716 for additional product and production details.

For your convenience & order processing speed we accept:



# ZERUST® & TARNISH INHIBITOR CAPABILITIES



## FLAMBEAU® ZERUST® PRODUCTS STOP RUST

by releasing an invisible, odorless, non-toxic, non-flammable, and non-reactive proprietary corrosion inhibiting vapor that protects metal components from corrosion for up to five years. Flambeau Zerust corrosion inhibitor is molded directly into plastic. Inside a relatively well-sealed package made from Flambeau Zerust materials, or within an enclosure containing them, this vapor will settle on all exposed metal surfaces, forming a very thin protective layer (only a few molecules thick). This molecular layer inhibits the electrochemical reactions at the surface of the metal that cause corrosion.

Flambeau Zerust products do not affect the electrical or mechanical properties or functionality of the metal components that they protect. In fact, they actually help improve reliability by preventing corrosion damage too small to be seen by the naked eye. **See page 34 for ordering information.**

### THE 24 HOUR TEST



Test performed with distilled water & Flambeau® Zerust® Capsule submerged 48 hours prior to adding metal.



**Tarnish Inhibitor** by Flambeau provides safe, long-term protective storage for sterling silver items. The patented Tarnish Inhibitor additive forms a harmless protective layer around silver surfaces preventing tarnishing for up to five years.

Flambeau stocks select Super Satchels™ and Tuff Tainers® with Tarnish Inhibitor or Zerust molded within the product. Most products incorporating the Tarnish Inhibitor or Zerust features are available through our **Special Order Program** and may require certain minimum quantities.

**See page 34 for ordering information for Tarnish Inhibitor and Zerust Divider Packs.** These divider packs provide the same great protection molded in the “divider” for use in Flambeau Super Satchels and Tuff Tainers.

# CAPABILITIES

## **Stock Products – “Off Our Shelf to Yours”**

With over 300 **in-stock** product choices, Flambeau has the most extensive selection of injection boxes and heavy-duty blow molded cases for applications in every industry. Most products are in-stock and ready-to-ship. **Express Service™** and **Blue Diamond** programs (see overview section) make it easy to order with no minimums and/or low quantities with custom printing. Any non-stock items are marked “**Ⓢ**” and are available through scheduled production. Although all of our cases are available without foam, many blow molded cases are available with foam. We use two-pound polyurethane convoluted foam in the lid and flat foam in the base (as shown). When the case is closed, lid and base foam touch to hold parts securely.

## **Stock Blow Molded Case Options**



Option 1

Stock Empty



Option 2

Stock Standard Foam Fill – Flat  
Lid = Convoluted, Base = Flat



Option 3


Stock Standard Foam Fill – Diced  
Lid = Convoluted, Base = 3/4\"

## **Customized Stock Products – “Personalized”**

Because we understand the importance of **customization**, our stock proprietary products are designed to easily adapt to your needs. For your convenience, we take our stock products “**off-the-shelf**” and add customization of your choice. \*See “**Customized Stock and Custom Options**” section starting on **page 9**.

## **Contract Manufacturing – “Art-To-Part” Customization**

Beyond our proprietary products, Flambeau offers total program management from “art-to-part.” With a reputation of providing **single-source solutions** we are prepared for your most challenging project. We utilize our in-house engineering and design services, prototyping, tool fabrication, unique product production techniques, and post mold operations, such as custom assembly, so your specific needs can be met. You can be sure that Flambeau will provide personal service as our dedicated cross-functional associate team works the details. We make your vision a reality. \*See “**Customized Stock and Custom Options**” section.



**\*Most products can be produced with custom resins and colors upon request. Please contact a Customer Service associate at 800-344-5716 for details.**



# CUSTOMIZED STOCK & CUSTOM OPTIONS

## **In-mold Decorating**

*\* Injection or blow molded products*

A revolutionary new and popular process that is quickly replacing the application of labels and other decorating processes, in-mold decorating provides an incredible opportunity to decorate large or multiple areas with confidence of quality. This process allows us to apply a graphic label(s) robotically while in production. The result – better product presentation with guaranteed straight, crisp, clear graphics that are impervious to most chemicals, peeling, bubbling, cracking or falling off all together.



## **Engraving**

*\* Injection or blow molded products*

We use lid and base inserts on our stock and proprietary products. This allows you the flexibility to insert a custom engraved company logo and/or design plate on one or both sides of your case.



## **Hot Stamp Labeling**

*\* Injection molded products only*

Hot stamping is a very common and economical way of getting your product customized. Stamping typically is done in a single color but can be as many as three colors. Best results are on a smooth surface.

See *Blue Diamond Program<sup>SM</sup>* on **page 6** for details.



## **Labels**

*\* Injection or blow molded products*

Although quickly being replaced by in-mold labeling, adhesive-backed labels can be added to most products in a post-mold secondary application. Should you choose this method over another method of decorating, we can offer a number of suggestions to help you in this process. Please contact a Customer Service associate for additional information at 800-344-5716.



## **Handles, Latches & Accessories**

A variety of handles and latches are available for our blow molded cases. For pricing and availability please contact a Customer Service associate at 800-344-5716. For pictures and descriptions see “Options” on **pages 47-48**.

# CUSTOMIZED STOCK & CUSTOM OPTIONS

## Custom Interiors - "Cores"

*\* Injection or blow molded products*

Custom "cores" or interiors can be tooled at the Flambeau Technology Center™ for the majority of product Flambeau manufactures. This is an excellent cost-effective alternative to foam or thermoformed inserts for high-volume requirements. Flambeau's design engineering staff will help you determine the best options to meet your objectives.



## Custom Foam Interiors

*\* Injection or blow molded products*

The professional look, moderate cost and flexibility of die-cut foam have made it a popular choice in numerous industries. Contact a Customer Service associate for pricing and lead-time at 800-344-5716.



## Color Options
















Many stocked and custom colors are available. Please contact a Customer Service associate at 800-344-5716 for details. See stocked colors on **page 11**.












# CUSTOM COLORS & FREQUENTLY ASKED QUESTIONS

**Stock\*/Custom Blended\*\* Colors** Flambeau keeps a comprehensive selection of color resins “in-house” and ready for production.  
*\*Colors must meet minimum order requirements \*\*Custom blended colors available upon request*









## Available Injection Molded Colors:

 <b>Taupe</b> PMS 409C	 <b>Black</b> PMS 6C	 <b>Gray</b> PMS 432C	 <b>Yellow</b> PMS 109C	 <b>Blue</b> PMS 289C
 <b>Orange</b> PMS 1665C	 <b>Evergreen</b> PMS 553C	 <b>Red</b> PMS 1805C	 <b>Translucent Blue</b> PMS 307C	 <b>Translucent Red</b> PMS 198C
 <b>Translucent Yellow</b> PMS 3955C	 <b>Translucent</b> PMS N/A	 <b>White</b> PMS 77C	 <b>Olive Green</b> PMS 418C	 <b>Translucent Green</b> PMS 354C

## Available Blow Molded Colors:

 <b>Orange</b> PMS 158C	 <b>White</b> PMS 77C	 <b>Black</b> PMS 6C
 <b>Gray</b> PMS 433C	 <b>Silver</b> PMS 877C	 <b>Blue</b> PMS 307C
 <b>Red</b> PMS 187C	 <b>Yellow</b> PMS 116C	 <b>Evergreen</b> PMS 553C

## Available Hot Stamp Foil Colors:

 <b>Black</b> PMS 6C	 <b>White</b> PMS 77C	 <b>Blue</b> PMS 286C
 <b>Yellow</b> Crown Roll PMS 114C	 <b>Green</b> PMS 3308C	 <b>Platinum</b> PMS 877C
 <b>Red</b> PMS 186C	 <b>Gold</b> PMS 871C	

## Frequently Asked Questions

### 1. What are your order minimums, lead-times and fulfillment times?

*Standard lead-times are based on order acceptance/confirmation and customer approval of any applicable artwork and/or the part type and/or classification.*

Program	Ship Time	Minimums
Stock Products	Within 3 Business Days	Full Carton Quantities
Express Service	Within 24 Business Hours	Single Unit- Blow Mold Products; Full Case Quantity - Injection Molded Products
Blue Diamond Program <sup>SM</sup>	Up to 4 Weeks	Case Quantity
Special Order/Non-Stock	Up to 6 Weeks	Call
Custom	Call	Call

**2. What size area and location on your boxes can be used for printing?** *Each area is slightly different based on the product you have selected. Please contact one of our Customer Service associates for details at 800-344-5716.*

### 3. What file formats do you accept for artwork for hot stamps, in-mold decorating or printing?

**Programs:** *Illustrator (preferred), Freehand, Photoshop*     **File Formats:** *AI (preferred), EPS, TIFF, or JPEG*     **Quality:** *300 dpi at 100% size*

**4. Can you hot stamp a blow molded case?** *No, you can only hot stamp an injection molded box. There are three (3) choices for customizing a blow molded case. Engraving a plate, in-mold decorating (labeling) or standard adhesive labels are the best choices for decorating. These choices typically require a minimum order of 500 pieces and have additional charges associated with set up and/or tooling. Please contact a Customer Service associate for more details & a quote specific to your project at 800-344-5716.*

**5. How do I know whether to use a blow molded or injection molded product?** *If a custom interior for presentation and protection is most important, then a blow molded, double-wall case such as the Infinity™ would be the best choice. If compartmentalization and visualization for Point of Purchase is required, one of our injection molded cases or boxes would be a good choice.*

**6. What modifications can I make to a stock case?** *Modifications include interior custom cores, handles, latches, case color and even material. A detailed request for quote (RFQ) should be filled out by our sales staff. Flambeau associates are trained to help you make economical and functional decisions about the right case for your application and product.*

**7. How do I decide what type of custom interior to use?** *We offer either custom molded interiors or custom foam interiors. Although size, weight, application and type of part are considerations, we typically will recommend you consider custom foam for annual volumes of 750 units or less. Our Flambeau Technology Center™ can fabricate a tool for custom molded interiors and our staff of engineers would be happy to assist you in the design.*

**8. What material should I use for my compartmented box application?** *If clarity is most important, styrene is an excellent choice. If durability is most important, polypropylene is the best choice. If clarity and durability are important, Styrene-Butadiene Methyl Methacrylate is the best choice.*

**9. How many times can you open and close the integral hinge before it cracks or breaks?** *Our integral hinge boxes are manufactured to withstand thousands of openings and, therefore, it is reasonable to expect that under normal use, the hinge will last for the life of the product.*

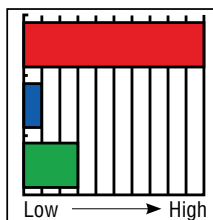


# COMPARTMENTED BOXES

## A-Series Boxes

### Styrene

The original Flambeau styrene box. The A-Series has a distinct stout look with very square corners and true 90° walls. Still a very popular pick with customers from many industries.



■ Clarity\*  
■ Impact Resistance  
■ Chemical Resistance

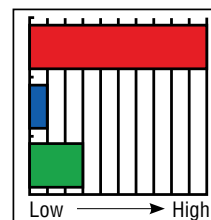
Can Be Made



## Diamondback™ Boxes

### Styrene

With a slight architectural edge radius & rounded corners, this box is crystal clear like glass and is excellent for merchandising and general display of products. This box also has small stacking feet to keep displays neater and features an easy open hinge. US Patent D412,786



■ Clarity\*  
■ Impact Resistance  
■ Chemical Resistance

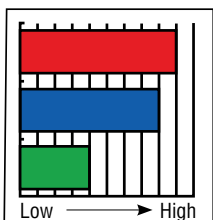
Can Be Made



## Precision Boxes

### Styrene Butadiene Methyl Methacrylate

Molded from styrene butadiene methyl methacrylate, this box features transparent clarity and impact resistance even in the harshest conditions. The Precision excels in wet applications with its rust-proof hinge.



■ Clarity\*  
■ Impact Resistance  
■ Chemical Resistance

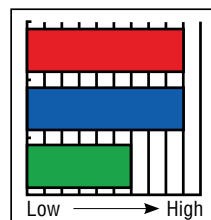
Can Be Made



## Mighty-Tuff™ Boxes

### Cellulose Propionate

Just as the name implies, the Mighty-Tuff is tough! This transparent cellulose propionate material excels in industrial and institutional environments. With a double metal hinge you can be sure that this box will take almost any punishment you can give it.



■ Clarity\*  
■ Impact Resistance  
■ Chemical Resistance

Can Be Made



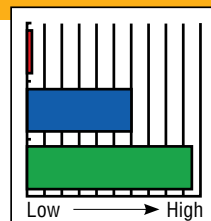
## M-Series Boxes

### Polypropylene

Extra heavy-duty construction makes the polypropylene M-Series boxes tough and durable. These workhorse boxes feature a heavy-duty, heat-sealed hinge and overlapping lid to inhibit dust. Impervious to most household chemicals, solvents, oil and gasoline, these boxes keep items safe and organized.



Can Be Made



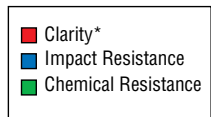
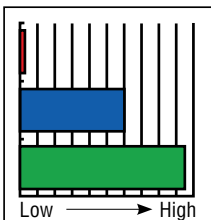
■ Clarity\*  
■ Impact Resistance  
■ Chemical Resistance

# COMPARTMENTED BOXES

## V-Series Boxes

### Polypropylene

With a living hinge (flex hinge) and dual positive snap lock latches these single compartment boxes are excellent for storage of larger items or for the autoclave process.



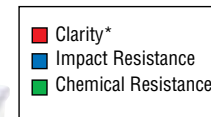
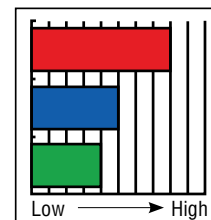
Can Be Made



## K-Series Boxes

### Styrene Butadiene Copolymer

Noted for heavy-duty applications, this styrene butadiene copolymer box has excellent impact properties and also maintains scratch-resistant and transparent qualities.



Can Be Made



## Tuff Tainer® Boxes

### Polypropylene

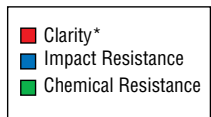
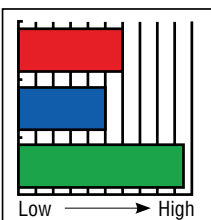
The Tuff Tainer is made with polypropylene and features a detachable lid and movable dividers that allow you to configure your compartment space to your liking. The majority of these boxes include two positive locking latches and will resist most common chemicals, gasoline & oil.



Can Be Made



Integral latch found on all TuffTainers except T4007 & T5007



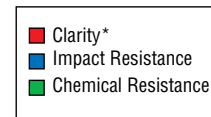
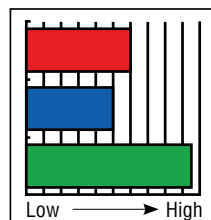
Mechanical latch found on T4007 & T5007 TuffTainers



## IDS™ (Infinite Divider System) Boxes

### Polypropylene

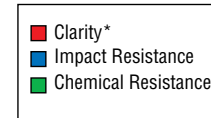
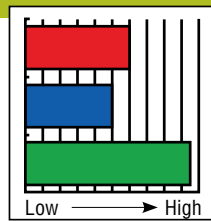
Made of polypropylene, this ultimate organizational system gives you the flexibility you have always dreamed of by allowing you to move each divider 1/16 (0.16 cm) of an inch along the ribbed compartment. IDS boxes fit in the IDS Cabinet shown on page 49.



## T-Series Boxes

### Polypropylene

T-Series boxes provide the same durable construction as the popular M-Series, but are made with translucent polypropylene. These boxes are perfect for “visualizing” components within the box. The T-Series are impervious to most household chemicals, solvents, and gasoline. Great for storage and protection.



Can Be Made



# COMPARTMENTED BOXES

With a reputation for selection, Flambeau is now asking the industry to “*think outside of the box*” with the addition of the Blue Diamond Program<sup>SM</sup>! Now you can add custom printing to select products at low volume order quantities. With the industry’s largest selection of sizes and material types you can expect to find what you need right on our shelf. Finding a compartmented box has never been easier.

Even with over 300 stock choices, sometimes we have a request for a unique size or compartment configuration. If so, please let us know. Most of our products can be altered to accommodate a special material or core (compartment) requirement for your project. Finally, we will accommodate you by building a tool specifically for your project right in our Technology Center.

## Compartmented Box Size Reference Chart

To help you find what you need we have added a size reference chart that lists all of Flambeau’s compartmented boxes from their smallest to largest dimension.

BOX MATERIAL KEY				SYMBOL KEY	
TP = Translucent Polypropylene	YP = Yellow Polypropylene	TCP = Transparent Cellulose Propionate	⬠ = Blue Diamond		
SP = Taupe Polypropylene	WP = White Polypropylene	SBC = Styrene-Butadiene Copolymer	Ⓢ = Special Order		
OP = Orange Polypropylene		SBMM = Styrene Butadiene Methyl Methacrylate			

Inside L x W x D	Model	Fixed Comps	Material	Page
3-11/16" x 2-9/16" x 13/16" (9.37 x 6.51 x 2.06 cm)	2020-2 ⬠	1	SBMM	20
4" x 3-3/8" x 13/16" (10.16 x 8.57 x 2.06 cm)	2040-2 Ⓢ	1	WP	20
4-1/4" diameter x 3/4" (10.80 diameter x 1.91 cm)	A01 Ⓢ	1	Styrene	20
4-5/16" x 2-5/8" x 1-1/16" (10.95 x 6.67 x 2.70 cm)	5200CL	1	TCP	20
4-5/16" x 2-5/8" x 1-1/16" (10.95 x 6.67 x 2.70 cm)	5202CL	2	TCP	20
4-5/16" x 2-5/8" x 1-1/16" (10.95 x 6.67 x 2.70 cm)	5204CL	4	TCP	20
4-5/16" x 2-5/8" x 1-1/16" (10.95 x 6.67 x 2.70 cm)	5206CL Ⓢ	6	TCP	20
4-5/16" x 2-5/8" x 1-1/8" (10.95 x 6.67 x 2.86 cm)	T1002 ⬠	4	TP	20
4-3/8" x 2-5/8" x 1" (11.11 x 6.67 x 2.54 cm)	A226 K226 ⬠	1	Styrene SBC	20
4-3/8" x 2-5/8" x 1" (11.11 x 6.67 x 2.54 cm)	A228 ⬠	8	Styrene	20
4-3/8" x 2-5/8" x 1" (11.11 x 6.67 x 2.54 cm)	A221 T221 M221 Ⓢ	4	Styrene TP YP	20
4-3/8" x 2-5/8" x 1" (11.11 x 6.67 x 2.54 cm)	A220 T220 K220 ⬠ M220 Ⓢ	6	Styrene TP SBC YP	21
4-1/2" x 2-11/16" x 1" (11.43 x 6.83 x 2.54 cm)	DB221	4	Styrene	21
4-1/2" x 2-11/16" x 1" (11.43 x 6.83 x 2.54 cm)	DB228 ⬠	8	Styrene	21
4-1/2" x 2-11/16" x 1" (11.43 x 6.83 x 2.54 cm)	DB220	6	Styrene	21
4-1/2" x 2-11/16" x 1" (11.43 x 6.83 x 2.54 cm)	DB226	1	Styrene	21
5-1/8" x 3-9/16" x 1-1/2" (13.02 x 9.05 x 3.81 cm)	A101	1	Styrene	21

Inside L x W x D	Model	Fixed Comps	Material	Page
5-5/8" x 2-15/16" x 1-1/8" (14.29 x 7.46 x 2.86 cm)	A154	4	Styrene	21
5-5/8" x 2-15/16" x 1-1/8" (14.29 x 7.46 x 2.86 cm)	A155 T155	5	Styrene TP	21
5-5/8" x 3-5/8" x 1-1/8" (14.29 x 9.21 x 1.91 cm)	3030-2 ⬠	1	SBMM	21
5-7/8" x 3-3/4" x 1-5/8" (14.92 x 9.53 x 4.13 cm)	A250	1	Styrene	21
6-5/8" x 3-3/8" x 1-5/16" (16.83 x 8.57 x 3.33 cm)	T300 ⬠	3	TP	22
6-11/16" x 3-5/16" x 1-5/16" (16.99 x 8.41 x 3.33 cm)	T2003 ⬠	3	TP	22
6-3/4" x 3-3/16" x 1/2" (17.15 x 8.10 x 1.27 cm)	A213-SL	10	Styrene	22
6-3/4" x 3-3/16" x 1/2" (17.15 x 8.10 x 1.27 cm)	A216-SL Ⓢ	1	Styrene	22
6-3/4" x 3-3/16" x 1/2" (17.15 x 8.10 x 1.27 cm)	A210-SL Ⓢ	9	Styrene	22
6-3/4" x 3-3/16" x 1-3/16" (17.15 x 8.10 x 3.02 cm)	A213	10	Styrene	22
6-3/4" x 3-3/16" x 1-3/16" (17.15 x 8.10 x 3.02 cm)	A214	2	Styrene	22
6-3/4" x 3-3/16" x 1-3/16" (17.15 x 8.10 x 3.02 cm)	A215 T215 K215 ⬠ M215 Ⓢ	5	Styrene TP SBC YP	22
6-3/4" x 3-3/16" x 1-3/16" (17.15 x 8.10 x 3.02 cm)	A210 T210 ⬠ K210 ⬠ M210	9	Styrene TP SBC YP	22
6-3/4" x 3-3/16" x 1-3/16" (17.15 x 8.10 x 3.02 cm)	A219 T219 K219 ⬠	12	Styrene TP SBC	22
6-3/4" x 3-3/16" x 1-3/16" (17.15 x 8.10 x 3.02 cm)	A217	7	Styrene	22
6-3/4" x 3-3/16" x 1-3/16" (17.15 x 8.10 x 3.02 cm)	A211 ⬠	6	Styrene	22



# COMPARTMENTED BOXES

## Compartmented Box Size Reference Chart - continued

BOX MATERIAL KEY					SYMBOL KEY	
TP = Translucent Polypropylene	YP = Yellow Polypropylene	TCP = Transparent Cellulose Propionate				◆ = Blue Diamond
SP = Taupe Polypropylene	WP = White Polypropylene	SBC = Styrene-Butadiene Copolymer				Ⓢ = Special Order
OP = Orange Polypropylene		SBMM = Styrene Butadiene Methyl Methacrylate				

Inside L x W x D	Model	Fixed Comps	Material	Page
6-3/4" x 3-3/16" x 1-3/16" (17.15 x 8.10 x 3.02 cm)	A216 ◆ K216	1	Styrene SBC	23
6-3/4" x 3-3/16" x 1-3/16" (17.15 x 8.10 x 3.02 cm)	A212	5	Styrene	23
6-7/8" x 2-1/16" x 1" (17.46 x 5.24 x 2.54 cm)	A701 K701 Ⓢ	1	Styrene SBC	23
7" x 3-1/4" x 1" (17.78 x 8.26 x 2.54 cm)	V301 ◆ V301PT	1	OP SP	23
7" x 3-3/8" x 1-1/8" (17.78 x 8.57 x 2.86 cm)	DB216	1	Styrene	23
7" x 3-3/8" x 1-1/8" (17.78 x 8.57 x 2.86 cm)	DB211	6	Styrene	23
7" x 3-3/8" x 1-1/8" (17.78 x 8.57 x 2.86 cm)	DB219	12	Styrene	23
7" x 3-3/8" x 1-1/8" (17.78 x 8.57 x 2.86 cm)	DB210	9	Styrene	23
7" x 3-3/8" x 1-1/8" (17.78 x 8.57 x 2.86 cm)	DB213 ◆	10	Styrene	24
7" x 3-3/8" x 1-1/8" (17.78 x 8.57 x 2.86 cm)	DB217	7	Styrene	24
7" x 4" x 1-1/16" (17.78 x 10.16 x 2.70 cm)	5126CL	17	TCP	24
7" x 4" x 1-1/16" (17.78 x 10.16 x 2.70 cm)	5127CL	11	TCP	24
7" x 4" x 1-1/16" (17.78 x 10.16 x 2.70 cm)	5128CL	6	TCP	24
7-1/8" x 5-1/8" x 1-9/16" (18.10 x 13.02 x 3.97 cm)	A401	1	Styrene	24
8" x 4" x 1-3/16" (20.32 x 10.16 x 3.02 cm)	A204	12	Styrene	24
8" x 4" x 1-3/16" (20.32 x 10.16 x 3.02 cm)	A206 K206 ◆	1	Styrene SBC	24
8" x 4" x 1-3/16" (20.32 x 10.16 x 3.02 cm)	A209	9	Styrene	24
8" x 4" x 1-3/16" (20.32 x 10.16 x 3.02 cm)	A200 ◆ T200 K200 ◆ M200 Ⓢ	18	Styrene TP SBC YP	25
8" x 4" x 1-3/16" (20.32 x 10.16 x 3.02 cm)	A208 ◆ K208 ◆ M208	12	Styrene SBC YP	25
8" x 4" x 1-3/16" (20.32 x 10.16 x 3.02 cm)	A201 T201 K201 ◆ M201	12	Styrene TP SBC YP	25
8" x 4" x 1-3/16" (20.32 x 10.16 x 3.02 cm)	A203 T203 ◆ K203 ◆ M203	6	Styrene TP SBC YP	25
8-1/8" x 4-1/8" x 1-3/16" (20.64 x 10.48 x 3.02 cm)	V401 ◆	1	SP	25

Inside L x W x D	Model	Fixed Comps	Material	Page
8-1/8" x 4-1/8" x 1-3/16" (20.64 x 10.48 x 3.02 cm)	V402-2 Ⓢ	2	SP	25
8-1/8" x 4-1/8" x 2-5/8" (20.64 x 10.48 x 6.67 cm)	V401D-2 ◆	1	SP	25
8-7/16" x 4-1/4" x 1-3/16" (21.43 x 10.80 x 3.02 cm)	DB201	12	Styrene	25
8-7/16" x 4-1/4" x 1-3/16" (21.43 x 10.80 x 3.02 cm)	DB203	6	Styrene	25
8-7/16" x 4-1/4" x 1-3/16" (21.43 x 10.80 x 3.02 cm)	DB208 ◆	12	Styrene	26
8-7/16" x 4-1/4" x 1-3/16" (21.43 x 10.80 x 3.02 cm)	DB200 ◆	18	Styrene	26
8-1/2" x 4-1/4" x 1-3/16" (21.59 x 10.80 x 3.02 cm)	DB206 Ⓢ	1	Styrene	26
8-1/2" x 4-1/4" x 1-3/16" (21.59 x 10.80 x 3.02 cm)	DB204	12	Styrene	26
8-3/4" x 4-5/16" x 1-1/4" (22.23 x 10.95 x 3.18 cm)	4040-2 ◆	1	SBMM	26
8-7/8" x 4-1/8" x 1-3/16" (22.54 x 10.48 x 3.02 cm)	T3003 ◆	3	TP	26
9-5/8" x 6-9/16" x 1-1/2" (24.45 x 16.69 x 3.81 cm)	A166-36 K166-36 ◆	36	Styrene SBC	26
10" x 4-1/4" x 1-1/2" (25.40 x 10.80 x 3.81 cm)	V501 ◆	1	SP	26
10" x 4-1/4" x 1-1/2" (25.40 x 10.80 x 3.81 cm)	V506-2 Ⓢ	6	SP	26
10-1/2" x 6-3/16" x 1-9/16" (26.67 x 15.72 x 3.97 cm)	T616R K616R Ⓢ M616R Ⓢ	4	TP SBC YP	27
10-1/2" x 6-3/16" x 1-9/16" (26.67 x 15.72 x 3.97 cm)	A623 Ⓢ T623 K623 Ⓢ M623	13	Styrene TP SBC YP	27
10-1/2" x 6-3/16" x 1-9/16" (26.67 x 15.72 x 3.97 cm)	A612 Ⓢ T612 M612	12	Styrene TP YP	27
10-1/2" x 6-3/16" x 1-9/16" (26.67 x 15.72 x 3.97 cm)	A602 T602 K602 M602	12	Styrene TP SBC YP	27
10-1/2" x 6-3/16" x 1-9/16" (26.67 x 15.72 x 3.97 cm)	A606 T606 ◆ K606 ◆ M606	6	Styrene TP SBC YP	27
10-1/2" x 6-3/16" x 1-9/16" (26.67 x 15.72 x 3.97 cm)	A613	13	Styrene	27
10-1/2" x 6-3/16" x 1-9/16" (26.67 x 15.72 x 3.97 cm)	A607 Ⓢ K607 Ⓢ	7	Styrene SBC	27
10-1/2" x 6-3/16" x 1-9/16" (26.67 x 15.72 x 3.97 cm)	T600 ◆	6	TP	27

# COMPARTMENTED BOXES

## Compartmented Box Size Reference Chart - continued

BOX MATERIAL KEY					SYMBOL KEY	
TP = Translucent Polypropylene	YP = Yellow Polypropylene	TCP = Transparent Cellulose Propionate			◆ = Blue Diamond	
SP = Taupe Polypropylene	WP = White Polypropylene	SBC = Styrene-Butadiene Copolymer			Ⓢ = Special Order	
OP = Orange Polypropylene		SBMM = Styrene Butadiene Methyl Methacrylate				

Inside L x W x D	Model	Fixed Comps	Material	Page
10-1/2" x 6-3/16" x 1-9/16" (26.67 x 15.72 x 3.97 cm)	A601 K601 C601	1	Styrene SBC Conductive	27
10-1/2" x 6-3/16" x 1-9/16" (26.67 x 15.72 x 3.97 cm)	A618 T618 ◆ K618 ◆ M618 C618	18	Styrene TP SBC YP Conductive	28
10-1/2" x 6-3/16" x 1-9/16" (26.67 x 15.72 x 3.97 cm)	A603 Ⓢ	3	Styrene	28
10-1/2" x 6-3/16" x 2-1/4" (26.67 x 15.72 x 5.72 cm)	A612D Ⓢ T612D Ⓢ K612D Ⓢ M612D Ⓢ	12	Styrene TP SBC YP	28
10-1/2" x 6-3/16" x 2-1/4" (26.67 x 15.72 x 5.72 cm)	A618D Ⓢ T618D Ⓢ K618D Ⓢ M618D Ⓢ	18	Styrene TP SBC YP	28
10-1/2" x 6-3/16" x 2-1/4" (26.67 x 15.72 x 5.72 cm)	A601D Ⓢ K601D Ⓢ	1	Styrene SBC	28
10-1/2" x 6-3/16" x 2-1/4" (26.67 x 15.72 x 5.72 cm)	A606D T606D ◆ K606D Ⓢ M606D Ⓢ	6	Styrene TP SBC YP	28
10-9/16" x 8-1/4" x 1-9/16" (26.83 x 20.96 x 3.97 cm)	A924-2	24	Styrene	28
10-5/8" x 6-5/8" x 1-9/16" (26.99 x 16.83 x 3.97 cm)	T4007 ◆	6	TP	28
10-5/8" x 6-5/8" x 1-9/16" (26.99 x 16.83 x 3.97 cm)	T4007AT	6	TP	28
10-5/8" x 6-5/8" x 1-9/16" (26.99 x 16.83 x 3.97 cm)	T4007E ◆	6	TP	29
10-5/8" x 6-5/8" x 1-9/16" (26.99 x 16.83 x 3.97 cm)	T4000	1	TP	29
11" x 6-3/8" x 1-9/16" (27.94 x 16.19 x 3.97 cm)	DB606	6	Styrene	29
11" x 6-3/8" x 1-9/16" (27.94 x 16.19 x 3.97 cm)	DB613 ◆	13	Styrene	29
11" x 6-3/8" x 1-9/16" (27.94 x 16.19 x 3.97 cm)	DB601 Ⓢ	1	Styrene	29
11" x 6-3/8" x 1-9/16" (27.94 x 16.19 x 3.97 cm)	DB618	18	Styrene	29
11-15/16" x 5-15/16" x 1-7/16" (30.32 x 15.08 x 3.65 cm)	5129-1	1	TCP	29
11-15/16" x 5-15/16" x 1-7/16" (30.32 x 15.08 x 3.65 cm)	5129CL	24	TCP	29
11-15/16" x 5-15/16" x 1-7/16" (30.32 x 15.08 x 3.65 cm)	5130CL	6	TCP	29
12-3/4" x 8-1/2" x 2-1/8" (32.39 x 21.59 x 5.40 cm)	A801 K801 ◆ C801	1	Styrene SBC Conductive	30

Inside L x W x D	Model	Fixed Comps	Material	Page
12-3/4" x 8-1/2" x 2-1/8" (32.39 x 21.59 x 5.40 cm)	A812 K812 M812	12	Styrene SBC YP	30
12-3/4" x 8-1/2" x 2-1/8" (32.39 x 21.59 x 5.40 cm)	A824 T824 ◆ K824 ◆ M824 C824	24	Styrene TP SBC YP Conductive	30
12-3/4" x 8-1/2" x 2-1/8" (32.39 x 21.59 x 5.40 cm)	A818 Ⓢ K818 M818	18	Styrene SBC YP	30
12-3/4" x 8-1/2" x 2-1/8" (32.39 x 21.59 x 5.40 cm)	M808 Ⓢ	8	YP	30
12-3/4" x 8-1/2" x 2-1/8" (32.39 x 21.59 x 5.40 cm)	A806 Ⓢ T806 K806 M806	6	Styrene TP SBC YP	30
13-1/8" x 8-7/8" x 1-15/16" (33.34 x 22.54 x 4.92 cm)	T901 Ⓢ	1	TP	30
13-1/8" x 8-7/8" x 1-15/16" (33.34 x 22.54 x 4.92 cm)	999-2	4	TP	30
13-1/8" x 8-7/8" x 1-15/16" (33.34 x 22.54 x 4.92 cm)	T900 ◆	4	TP	30
13-1/2" x 5-3/4" x 2" (34.29 x 14.61 x 5.08 cm)	V601 ◆	1	SP	31
13-11/16" x 8-3/16" x 1-3/4" (34.77 x 20.80 x 4.45 cm)	T5007 ◆	4	TP	31
13-11/16" x 8-3/16" x 1-3/4" (34.77 x 20.80 x 4.45 cm)	T5007AT	4	TP	31
13-11/16" x 8-3/16" x 1-3/4" (34.77 x 20.80 x 4.45 cm)	T5007E ◆	4	TP	31
15-1/4" x 8-7/8" x 1-3/8" (38.74 x 22.54 x 3.49 cm)	T6004 ◆	6	TP	31
15-1/4" x 8-7/8" x 3" (38.74 x 22.54 x 7.62 cm)	T7003	6	TP	31
15-1/4" x 8-7/8" x 3" (38.74 x 22.54 x 7.62 cm)	T7004 ◆	7	TP	31
15-1/4" x 8-7/8" x 3" (38.74 x 22.54 x 7.62 cm)	T7000 ◆	1	TP	31
17" x 7-1/8" x 2" (43.18 x 18.10 x 5.08 cm)	V701 ◆	1	SP	31

# COMPARTMENTED BOXES

## Compartmented Box Number of Compartments Reference Chart

To help you find what you need we have added a reference chart that lists all of Flambeau's compartmented boxes by how many compartments they have.

BOX MATERIAL KEY			SYMBOL KEY	
TP = Translucent Polypropylene	YP = Yellow Polypropylene	TCP = Transparent Cellulose Propionate	◆ = Blue Diamond	
SP = Taupe Polypropylene	WP = White Polypropylene	SBC = Styrene-Butadiene Copolymer	Ⓢ = Special Order	
OP = Orange Polypropylene		SBMM = Styrene Butadiene Methyl Methacrylate		

Fixed Comps	Model	Inside L x W x D	Material	Page
1	2020-2 ◆	3-11/16" x 2-9/16" x 13/16" (9.37 x 6.51 x 2.06 cm)	SBMM	20
1	2040-2 Ⓢ	4" x 3-3/8" x 13/16" (10.16 x 8.57 x 2.06 cm)	WP	20
1	A01 Ⓢ	4-1/4" diameter x 3/4" (10.80 diameter x 1.91 cm)	Styrene	20
1	5200CL	4-5/16" x 2-5/8" x 1-1/16" (10.95 x 6.67 x 2.70 cm)	TCP	20
1	A226 K226 ◆	4-3/8" x 2-5/8" x 1" (11.11 x 6.67 x 2.54 cm)	Styrene SBC	20
1	DB226	4-1/2" x 2-11/16" x 1" (11.43 x 6.83 x 2.54 cm)	Styrene	21
1	A101	5-1/8" x 3-9/16" x 1-1/2" (13.02 x 9.05 x 3.81 cm)	Styrene	21
1	3030-2 ◆	5-5/8" x 3-5/8" x 1-1/8" (14.29 x 9.21 x 2.86 cm)	SBMM	21
1	A250	5-7/8" x 3-3/4" x 1-5/8" (14.92 x 9.53 x 4.13 cm)	Styrene	21
1	A216-SL Ⓢ	6-3/4" x 3-3/16" x 1/2" (17.15 x 8.10 x 1.27 cm)	Styrene	22
1	A216 ◆ K216	6-3/4" x 3-3/16" x 1-3/16" (17.15 x 8.10 x 3.02 cm)	Styrene SBC	23
1	A701 K701 Ⓢ	6-7/8" x 2-1/16" x 1" (17.46 x 5.24 x 2.54 cm)	Styrene SBC	23
1	V301 ◆ V301PT	7" x 3-1/4" x 1" (17.78 x 8.26 x 2.54 cm)	OP SP	23
1	DB216	7" x 3-3/8" x 1-1/8" (17.78 x 8.57 x 2.86 cm)	Styrene	23
1	A401	7-1/8" x 5-1/8" x 1-9/16" (18.10 x 13.02 x 3.97 cm)	Styrene	24
1	A206 K206 ◆	8" x 4" x 1-3/16" (20.32 x 10.16 x 3.02 cm)	Styrene SBC	24
1	V401 ◆	8-1/8" x 4-1/8" x 1-3/16" (20.64 x 10.48 x 3.02 cm)	SP	25
1	V401D-2 ◆	8-1/8" x 4-1/8" x 2-5/8" (20.64 x 10.48 x 6.67 cm)	SP	25
1	DB206 Ⓢ	8-7/16" x 4-1/4" x 1-3/16" (21.43 x 10.80 x 3.02 cm)	Styrene	26
1	4040-2 ◆	8-3/4" x 4-5/16" x 7/8" (22.23 x 10.95 x 2.22 cm)	SBMM	26
1	V501 ◆	10" x 4-1/4" x 1-1/2" (25.40 x 10.80 x 3.81 cm)	SP	26
1	A601 K601 C601	10-1/2" x 6-3/16" x 1-9/16" (26.67 x 15.72 x 3.97 cm)	Styrene SBC Conductive	27
1	A601D Ⓢ K601D Ⓢ	10-1/2" x 6-3/16" x 2-1/4" (26.67 x 15.72 x 5.72 cm)	Styrene SBC	28
1	T4000	10-5/8" x 6-5/8" x 1-9/16" (26.99 x 16.83 x 3.97 cm)	TP	29

Fixed Comps	Model	Inside L x W x D	Material	Page
1	DB601 Ⓢ	11" x 6-3/8" x 1-9/16" (27.94 x 16.19 x 3.97 cm)	Styrene	29
1	5129-1	11-15/16" x 5-15/16" x 1-7/16" (30.32 x 15.08 x 3.65 cm)	TCP	29
1	A801 K801 ◆ C801	12-3/4" x 8-1/2" x 2-1/8" (32.39 x 21.59 x 5.40 cm)	Styrene SBC Conductive	30
1	T901 Ⓢ	13-1/8" x 8-7/8" x 1-15/16" (33.34 x 22.54 x 4.92 cm)	TP	30
1	V601 ◆	13-1/2" x 5-3/4" x 2" (34.29 x 14.61 x 5.08 cm)	SP	31
1	T7000 ◆	15-1/4" x 8-7/8" x 3" (38.74 x 22.54 x 7.62 cm)	TP	31
1	V701 ◆	17" x 7-1/8" x 2" (43.18 x 18.10 x 5.08 cm)	SP	31
2	5202CL	4-5/16" x 2-5/8" x 1-1/16" (10.95 x 6.67 x 2.70 cm)	TCP	20
2	A214	6-3/4" x 3-3/16" x 1-3/16" (17.15 x 8.10 x 3.02 cm)	Styrene	22
2	V402-2 Ⓢ	8-1/8" x 4-1/8" x 1-3/16" (20.64 x 10.48 x 3.02 cm)	SP	25
3	T300 ◆	6-5/8" x 3-3/8" x 1-5/16" (16.83 x 8.57 x 3.33 cm)	TP	22
3	T2003 ◆	6-11/16" x 3-5/16" x 1-5/16" (16.99 x 8.41 x 3.33 cm)	TP	22
3	T3003 ◆	8-7/8" x 4-1/8" x 1-3/16" (22.54 x 10.48 x 3.02 cm)	TP	26
3	A603 Ⓢ	10-1/2" x 6-3/16" x 1-9/16" (26.67 x 15.72 x 3.97 cm)	Styrene	28
4	5204CL	4-5/16" x 2-5/8" x 1-1/16" (10.95 x 6.67 x 2.70 cm)	TCP	20
4	T1002 ◆	4-5/16" x 2-5/8" x 1-1/8" (10.95 x 6.67 x 2.86 cm)	TP	20
4	A221 T221 M221 Ⓢ	4-3/8" x 2-5/8" x 1" (11.11 x 6.67 x 2.54 cm)	Styrene TP YP	20
4	DB221	4-1/2" x 2-11/16" x 1" (11.43 x 6.83 x 2.54 cm)	Styrene	21
4	A154	5-5/8" x 2-15/16" x 1-1/8" (14.29 x 7.46 x 2.86 cm)	Styrene	21
4	T616R K616R Ⓢ M616R Ⓢ	10-1/2" x 6-3/16" x 1-9/16" (26.67 x 15.72 x 3.97 cm)	TP SBC YP	27
4	999-2	13-1/8" x 8-7/8" x 1-15/16" (33.34 x 22.54 x 4.92 cm)	TP	30



# COMPARTMENTED BOXES

## Compartmented Box Number of Compartments Reference Chart - continued

BOX MATERIAL KEY				SYMBOL KEY	
TP = Translucent Polypropylene	YP = Yellow Polypropylene	TCP = Transparent Cellulose Propionate	◆ = Blue Diamond		
SP = Taupe Polypropylene	WP = White Polypropylene	SBC = Styrene-Butadiene Copolymer	Ⓢ = Special Order		
OP = Orange Polypropylene		SBMM = Styrene Butadiene Methyl Methacrylate			

Fixed Comps	Model	Inside L x W x D	Material	Page
4	T900 ◆	13-1/8" x 8-7/8" x 1-15/16" (33.34 x 22.54 x 4.92 cm)	TP	30
4	T5007 ◆	13-11/16" x 8-3/16" x 1-3/4" (34.77 x 20.80 x 4.45 cm)	TP	31
4	T5007AT	13-11/16" x 8-3/16" x 1-3/4" (34.77 x 20.80 x 4.45 cm)	TP	31
4	T5007E ◆	13-11/16" x 8-3/16" x 1-3/4" (34.77 x 20.80 x 4.45 cm)	TP	31
5	A155 T155	5-5/8" x 2-15/16" x 1-1/8" (14.29 x 7.46 x 2.86 cm)	Styrene TP	21
5	A215 T215 K215 ◆ M215 Ⓢ	6-3/4" x 3-3/16" x 1-3/16" (17.15 x 8.10 x 3.02 cm)	Styrene TP SBC YP	22
5	A212	6-3/4" x 3-3/16" x 1-3/16" (17.15 x 8.10 x 3.02 cm)	Styrene	23
6	5206CL Ⓢ	4-5/16" x 2-5/8" x 1-1/16" (10.95 x 6.67 x 2.70 cm)	TCP	20
6	A220 T220 K220 ◆ M220 Ⓢ	4-3/8" x 2-5/8" x 1" (11.11 x 6.67 x 2.54 cm)	Styrene TP SBC YP	21
6	DB220	4-1/2" x 2-11/16" x 1" (11.43 x 6.83 x 2.54 cm)	Styrene	21
6	A211 ◆	6-3/4" x 3-3/16" x 1-3/16" (17.15 x 8.10 x 3.02 cm)	Styrene	23
6	DB211	7" x 3-3/8" x 1-1/8" (17.78 x 8.57 x 2.86 cm)	Styrene	23
6	5128CL	7" x 4" x 1-1/16" (17.78 x 10.16 x 2.70 cm)	TCP	24
6	A203 T203 ◆ K203 ◆ M203	8" x 4" x 1-3/16" (20.32 x 10.16 x 3.02 cm)	Styrene TP SBC YP	25
6	DB203	8-7/16" x 4-1/4" x 1-3/16" (21.43 x 10.80 x 3.02 cm)	Styrene	25
6	V506-2 Ⓢ	10" x 4-1/4" x 1-1/2" (25.40 x 10.80 x 3.81 cm)	SP	25
6	A606 T606 ◆ K606 ◆ M606	10-1/2" x 6-3/16" x 1-9/16" (26.67 x 15.72 x 3.97 cm)	Styrene TP SBC YP	27
6	T600 ◆	10-1/2" x 6-3/16" x 1-9/16" (26.67 x 15.72 x 3.97 cm)	TP	27
6	A606D T606D ◆ K606D Ⓢ M606D Ⓢ	10-1/2" x 6-3/16" x 2-1/4" (26.67 x 15.72 x 5.72 cm)	Styrene TP SBC YP	28
6	T4007 ◆	10-5/8" x 6-5/8" x 1-9/16" (26.99 x 16.83 x 3.97 cm)	TP	28
6	T4007AT	10-5/8" x 6-5/8" x 1-9/16" (26.99 x 16.83 x 3.97 cm)	TP	28

Fixed Comps	Model	Inside L x W x D	Material	Page
6	T4007E ◆	10-5/8" x 6-5/8" x 1-9/16" (26.99 x 16.83 x 3.97 cm)	TP	29
6	DB606	11" x 6-3/8" x 1-9/16" (27.94 x 16.19 x 3.97 cm)	Styrene	29
6	5130CL	11-15/16" x 5-15/16" x 1-7/16" (30.32 x 15.08 x 3.65 cm)	TCP	29
6	A806 Ⓢ T806 K806 M806	12-3/4" x 8-1/2" x 2-1/8" (32.39 x 21.59 x 5.40 cm)	Styrene TP SBC YP	30
6	T6004 ◆	15-1/4" x 8-7/8" x 1-3/8" (38.74 x 22.54 x 3.49 cm)	TP	31
6	T7003	15-1/4" x 8-7/8" x 3" (38.74 x 22.54 x 7.62 cm)	TP	31
7	A217	6-3/4" x 3-3/16" x 1-3/16" (17.15 x 8.10 x 3.02 cm)	Styrene	23
7	DB217	7" x 3-3/8" x 1-1/8" (17.78 x 8.57 x 2.86 cm)	Styrene	24
7	A607 Ⓢ K607 Ⓢ	10-1/2" x 6-3/16" x 1-9/16" (26.67 x 15.72 x 3.97 cm)	Styrene SBC	27
7	T7004 ◆	15-1/4" x 8-7/8" x 3" (38.74 x 22.54 x 7.62 cm)	TP	31
8	A228 ◆	4-3/8" x 2-5/8" x 1" (11.11 x 6.67 x 2.54 cm)	Styrene	20
8	DB228 ◆	4-1/2" x 2-11/16" x 1" (11.43 x 6.83 x 2.54 cm)	Styrene	21
8	M808 Ⓢ	12-3/4" x 8-1/2" x 2-1/8" (32.39 x 21.59 x 5.40 cm)	YP	30
9	A210-SL Ⓢ	6-3/4" x 3-3/16" x 1/2" (17.15 x 8.10 x 1.27 cm)	Styrene	22
9	A210 T210 ◆ K210 ◆ M210	6-3/4" x 3-3/16" x 1-3/16" (17.15 x 8.10 x 3.02 cm)	Styrene TP SBC YP	22
9	DB210	7" x 3-3/8" x 1-1/8" (17.78 x 8.57 x 2.86 cm)	Styrene	23
9	A209	8" x 4" x 1-3/16" (20.32 x 10.16 x 3.02 cm)	Styrene	24
10	A213-SL	6-3/4" x 3-3/16" x 1/2" (17.15 x 8.10 x 1.27 cm)	Styrene	22
10	A213	6-3/4" x 3-3/16" x 1-3/16" (17.15 x 8.10 x 3.02 cm)	Styrene	22
10	DB213 ◆	7" x 3-3/8" x 1-1/8" (17.78 x 8.57 x 2.86 cm)	Styrene	24
11	5127CL	7" x 4" x 1-1/16" (17.78 x 10.16 x 2.70 cm)	TCP	24
12	A219 T219 K219 ◆	6-3/4" x 3-3/16" x 1-3/16" (17.15 x 8.10 x 3.02 cm)	Styrene TP SBC	23
12	DB219	7" x 3-3/8" x 1-1/8" (17.78 x 8.57 x 2.86 cm)	Styrene	23

# COMPARTMENTED BOXES

## Compartmented Box Number of Compartments Reference Chart - continued



BOX MATERIAL KEY					SYMBOL KEY	
TP = Translucent Polypropylene	YP = Yellow Polypropylene	TCP = Transparent Cellulose Propionate			◆ = Blue Diamond	
SP = Taupe Polypropylene	WP = White Polypropylene	SBC = Styrene-Butadiene Copolymer			Ⓢ = Special Order	
OP = Orange Polypropylene		SBMM = Styrene Butadiene Methyl Methacrylate				

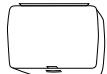











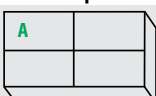











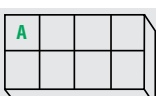







Fixed Comps	Model	Inside L x W x D	Material	Page
12	A204	8" x 4" x 1-3/16" (20.32 x 10.16 x 3.02 cm)	Styrene	24
12	A208 ◆ K208 ◆ M208	8" x 4" x 1-3/16" (20.32 x 10.16 x 3.02 cm)	Styrene SBC YP	25
12	A201 T201 K201 ◆ M201	8" x 4" x 1-3/16" (20.32 x 10.16 x 3.02 cm)	Styrene TP SBC YP	25
12	DB201	8-7/16" x 4-1/4" x 1-3/16" (21.43 x 10.80 x 3.02 cm)	Styrene	25
12	DB208 ◆	8-7/16" x 4-1/4" x 1-3/16" (21.43 x 10.80 x 3.02 cm)	Styrene	26
12	DB204	8-7/16" x 4-1/4" x 1-3/16" (21.43 x 10.80 x 3.02 cm)	Styrene	26
12	A612 Ⓢ T612 M612	10-1/2" x 6-3/16" x 1-9/16" (26.67 x 15.72 x 3.97 cm)	Styrene TP YP	27
12	A602 T602 K602 M602	10-1/2" x 6-3/16" x 1-9/16" (26.67 x 15.72 x 3.97 cm)	Styrene TP SBC YP	27
12	A612D Ⓢ T612D Ⓢ K612D Ⓢ M612D Ⓢ	10-1/2" x 6-3/16" x 2-1/4" (26.67 x 15.72 x 5.72 cm)	Styrene TP SBC YP	28
12	A812 K812 M812	12-3/4" x 8-1/2" x 2-1/8" (32.39 x 21.59 x 5.40 cm)	Styrene SBC YP	30
13	A623 Ⓢ T623 K623 Ⓢ M623	10-1/2" x 6-3/16" x 1-9/16" (26.67 x 15.72 x 3.97 cm)	Styrene TP SBC YP	27
13	A613	10-1/2" x 6-3/16" x 1-9/16" (26.67 x 15.72 x 3.97 cm)	Styrene	27
13	DB613 ◆	11" x 6-3/8" x 1-9/16" (27.94 x 16.19 x 3.97 cm)	Styrene	29
17	5126CL	7" x 4" x 1-1/16" (17.78 x 10.16 x 2.70 cm)	TCP	24
18	A200 ◆ T200 K200 ◆ M200 Ⓢ	8" x 4" x 1-3/16" (20.32 x 10.16 x 3.02 cm)	Styrene TP SBC YP	25
18	DB200 ◆	8-7/16" x 4-1/4" x 1-3/16" (21.43 x 10.80 x 3.02 cm)	Styrene	26
18	A618 T618 ◆ K618 ◆ M618 C618	10-1/2" x 6-3/16" x 1-9/16" (26.67 x 15.72 x 3.97 cm)	Styrene TP SBC YP Conductive	28

Fixed Comps	Model	Inside L x W x D	Material	Page
18	DB618	11" x 6-3/8" x 1-9/16" (27.94 x 16.19 x 3.97 cm)	Styrene	29
18	A618D Ⓢ T618D Ⓢ K618D Ⓢ M618D Ⓢ	10-1/2" x 6-3/16" x 2-1/4" (26.67 x 15.72 x 5.72 cm)	Styrene TP SBC YP	28
18	A818 Ⓢ K818 M818	12-3/4" x 8-1/2" x 2-1/8" (32.39 x 21.59 x 5.40 cm)	Styrene SBC YP	30
24	A924-2	10-9/16" x 8-1/4" x 1-9/16" (26.83 x 20.96 x 3.97 cm)	Styrene	28
24	5129CL	11-15/16" x 5-15/16" x 1-7/16" (30.32 x 15.08 x 3.65 cm)	TCP	29
24	A824 T824 ◆ K824 ◆ M824 C824	12-3/4" x 8-1/2" x 2-1/8" (32.39 x 21.59 x 5.40 cm)	Styrene TP SBC YP Conductive	30
36	A166-36 K166-36 ◆	9-5/8" x 6-9/16" x 1-1/2" (24.45 x 16.69 x 3.81 cm)	Styrene SBC	26

# COMPARTMENTED BOXES

Boxes 3-11/16" x 2-9/16" x 13/16" through 4-3/8" x 2-5/8" x 1"  
(9.37 x 6.51 x 2.06 cm) through (11.11 x 6.67 x 2.54 cm)

BOX MATERIAL KEY					SYMBOL KEY	
TP = Translucent Polypropylene	YP = Yellow Polypropylene	TCP = Transparent Cellulose Propionate			 = Blue Diamond	
SP = Taupe Polypropylene	WP = White Polypropylene	SBC = Styrene-Butadiene Copolymer			 = Special Order	
OP = Orange Polypropylene		SBMM = Styrene Butadiene Methyl Methacrylate				

Box Diagram	Model Number	Stock Number	Family	Material	Dimensions (Inside, L x W x D)	Packed
 1 Compartment	2020-2 	6240AA	 Precision	SBMM	3-11/16" x 2-9/16" x 13/16" (9.37 x 6.51 x 2.06 cm)	24/ctn
 1 Compartment	2040-2 	6242FA	--	WP	4" x 3-3/8" x 13/16" (10.16 x 8.57 x 2.06 cm)	36/ctn
 1 Compartment	A01 	6685CC	 A-Series	Styrene	4-1/4" diameter x 3/4" (10.80 diameter x 1.91 cm)	80/ctn
 1 Compartment	5200CL	6230MT	 Mighty-Tuff	TCP	4-5/16" x 2-5/8" x 1-1/16" (10.95 x 6.67 x 2.70 cm)	12/ctn
 2 Compartments (L x W): A= 2-1/8" x 2-5/8" (5.40 x 6.67 cm)	5202CL	6232MT	 Mighty-Tuff	TCP	4-5/16" x 2-5/8" x 1-1/16" (10.95 x 6.67 x 2.70 cm)	12/ctn
 4 Compartments (L x W): A= 2-1/8" x 1-1/4" (5.40 x 3.18 cm)	5204CL	6234MT	 Mighty-Tuff	TCP	4-5/16" x 2-5/8" x 1-1/16" (10.95 x 6.67 x 2.70 cm)	12/ctn
 6 Compartments (L x W): A= 1-3/8" x 1-5/16" (3.49 x 3.33 cm)	5206CL 	6236MT	 Mighty-Tuff	TCP	4-5/16" x 2-5/8" x 1-1/16" (10.95 x 6.67 x 2.70 cm)	12/ctn
 4 Compartments & 2 Removable Dividers (L x W): A= 3" x 1-1/4" (7.62 x 3.18 cm), B= 1-1/4" x 1-1/4" (3.18 x 3.18 cm)	T1002 	6709TE	 Tuff Tainer	TP	4-5/16" x 2-5/8" x 1-1/8" (10.95 x 6.67 x 2.86 cm)	12/ctn
 1 Compartment	A226 K226 	6644CB 6644KB	 A-Series  K-Series	Styrene SBC	4-3/8" x 2-5/8" x 1" (11.11 x 6.67 x 2.54 cm)	36/ctn
 8 Compartments (L x W): A= 1" x 1-1/4" (2.54 x 3.18 cm)	A228 	6646CB	 A-Series	Styrene	4-3/8" x 2-5/8" x 1" (11.11 x 6.67 x 2.54 cm)	36/ctn
 4 Compartments (L x W): A= 2-3/16" x 1-5/16" (5.56 x 3.33 cm)	A221 T221 M221 	6642CB 6706TE 6706TF	 A-Series  T-Series  M-Series	Styrene TP YP	4-3/8" x 2-5/8" x 1" (11.11 x 6.67 x 2.54 cm)	36/ctn



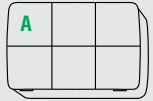





\* Adding color to the resins effects the clarity of the finished product



Boxes 4-3/8" x 2-5/8" x 1" through 5-7/8" x 3-3/4" x 1-5/8"  
 (11.11 x 6.67 x 2.54 cm) through (14.92 x 9.53 x 4.13 cm)

# COMPARTMENTED BOXES

BOX MATERIAL KEY			SYMBOL KEY
TP = Translucent Polypropylene	YP = Yellow Polypropylene	TCP = Transparent Cellulose Propionate	◆ = Blue Diamond
SP = Taupe Polypropylene	WP = White Polypropylene	SBC = Styrene-Butadiene Copolymer	Ⓢ = Special Order
OP = Orange Polypropylene		SBMM = Styrene Butadiene Methyl Methacrylate	

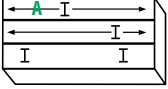

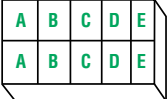

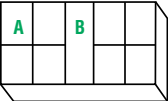

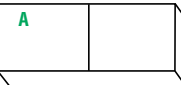

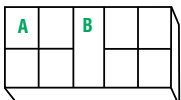
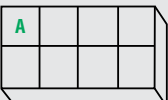
Box Diagram	Model Number	Stock Number	Family	Material	Dimensions (Inside, L x W x D)	Packed
 <p><b>6 Compartments</b>            (L x W): <b>A=</b> 1-3/8" x 1-1/4" (3.49 x 3.18 cm)</p>	<b>A220</b>	6640CB	<b>A-Series</b>	Styrene	4-3/8" x 2-5/8" x 1" (11.11 x 6.67 x 2.54 cm)	36/ctn
	<b>T220</b>	6704TE	<b>T-Series</b>	TP		
	<b>K220</b> ◆	6640KB	<b>K-Series</b>	SBC		
	<b>M220</b> Ⓢ	6704TF	<b>M-Series</b>	YP		
 <p><b>4 Compartments</b>            (L x W): <b>A=</b> 2-3/16" x 1-5/16" (5.56 x 3.33 cm)</p>	<b>DB221</b>	6742CD	<b>Diamondback</b>	Styrene	4-1/2" x 2-11/16" x 1" (11.43 x 6.83 x 2.54 cm)	24/ctn
	<b>DB228</b> ◆	6746CD	<b>Diamondback</b>	Styrene	4-1/2" x 2-11/16" x 1" (11.43 x 6.83 x 2.54 cm)	24/ctn
	<b>DB220</b>	6740CD	<b>Diamondback</b>	Styrene	4-1/2" x 2-11/16" x 1" (11.43 x 6.83 x 2.54 cm)	24/ctn
 <p><b>6 Compartments</b>            (L x W): <b>A=</b> 1-5/16" x 1-7/16" (3.33 x 3.65 cm)</p>	<b>DB226</b>	6744CD	<b>Diamondback</b>	Styrene	4-1/2" x 2-11/16" x 1" (11.43 x 6.83 x 2.54 cm)	24/ctn
 <p><b>1 Compartment</b></p>	<b>A101</b>	6600CB	<b>A-Series</b>	Styrene	5-1/8" x 3-9/16" x 1-1/2" (13.02 x 9.05 x 3.81 cm)	36/ctn
 <p><b>4 Compartments</b> (L x W): <b>A=</b> 2-3/4" x 1-7/16" (6.99 x 3.65 cm)</p>	<b>A154</b>	6602CB	<b>A-Series</b>	Styrene	5-5/8" x 2-15/16" x 1-1/8" (14.29 x 7.46 x 2.86 cm)	36/ctn
 <p><b>5 Compartments</b>            (L x W): <b>A=</b> 1" x 2-7/8" (2.54 x 7.30 cm)</p>	<b>A155</b> <b>T155</b>	6604CB 6688TE	<b>A-Series</b> <b>T-Series</b>	Styrene TP	5-5/8" x 2-15/16" x 1-1/8" (14.29 x 7.46 x 2.86 cm)	36/ctn
 <p><b>1 Compartment</b></p>	<b>3030-2</b> ◆	6730AA	<b>Precision</b>	SBMM	5-5/8" x 3-5/8" x 1-1/8" (14.29 x 9.21 x 2.86 cm)	36/ctn
 <p><b>1 Compartment, Box has Lift-Off Lid (Non-Hinged)</b></p>	<b>A250</b>	6648CB	<b>A-Series</b>	Styrene	5-7/8" x 3-3/4" x 1-5/8" (14.92 x 9.53 x 4.13 cm)	36/ctn

\* Adding color to the resins effects the clarity of the finished product

# COMPARTMENTED BOXES

Boxes 6-5/8" x 3-3/8" x 1-5/16" through 6-3/4" x 3-3/16" x 1-3/16"  
(16.83 x 8.57 x 3.33 cm) through (17.15 x 8.10 x 3.02 cm)

BOX MATERIAL KEY					SYMBOL KEY	
TP = Translucent Polypropylene	YP = Yellow Polypropylene	TCP = Transparent Cellulose Propionate			◆ = Blue Diamond	
SP = Taupe Polypropylene	WP = White Polypropylene	SBC = Styrene-Butadiene Copolymer			Ⓢ = Special Order	
OP = Orange Polypropylene		SBMM = Styrene Butadiene Methyl Methacrylate				


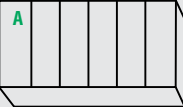

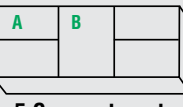






Box Diagram	Model Number	Stock Number	Family	Material	Dimensions (Inside, L x W x D)	Packed
	<b>T300</b> ◆	6715ID	■ <b>IDS</b>	TP	6-5/8" x 3-3/8" x 1-5/16" (16.83 x 8.57 x 3.33 cm)	12/ctn
<b>3 Compartments &amp; 6 IDS Dividers (Ref. page 34) (L x W): A= 6-5/8" x 1-1/16" (16.83 x 2.70 cm)</b>						
	<b>T2003</b> ◆	6703TE	■ <b>Tuff Tainer</b>	TP	6-11/16" x 3-5/16" x 1-5/16" (16.99 x 8.41 x 3.33 cm)	12/ctn
<b>3 Compartments &amp; 15 Removable Dividers (L x W): A= 6-11/16" x 1-1/16" (16.99 x 2.70 cm)</b>						
	<b>A213-SL</b>	6627CS	■ <b>A-Series</b>	Styrene	6-3/4" x 3-3/16" x 1/2" (17.15 x 8.10 x 1.27 cm)	36/ctn
<b>10 Compartments (L x W): A= 1-1/2" x 1-5/8" (3.81 x 4.13 cm), B= 1-7/16" x 1-5/8" (3.65 x 4.13 cm), C= 1-5/16" x 1-5/8" (3.33 x 4.13 cm), D= 1-1/4" x 1-5/8" (3.18 x 4.13 cm), E= 1-1/8" x 1-5/8" (2.86 x 4.13 cm)</b>						
	<b>A216-SL</b> Ⓢ	6632CS	■ <b>A-Series</b>	Styrene	6-3/4" x 3-3/16" x 1/2" (17.15 x 8.10 x 1.27 cm)	36/ctn
<b>1 Compartment</b>						
	<b>A210-SL</b> Ⓢ	6622CS	■ <b>A-Series</b>	Styrene	6-3/4" x 3-3/16" x 1/2" (17.15 x 8.10 x 1.27 cm)	36/ctn
<b>9 Compartments (L x W): A= 1-1/8" x 1-5/8" (2.86 x 4.13 cm), B= 1-1/8" x 3-3/8" (2.86 x 8.57 cm)</b>						
	<b>A213</b>	6621CM	■ <b>A-Series</b>	Styrene	6-3/4" x 3-3/16" x 1-3/16" (17.15 x 8.10 x 3.02 cm)	36/ctn
<b>10 Compartments (L x W): A= 1-1/2" x 1-5/8" (3.81 x 4.13 cm), B= 1-7/16" x 1-5/8" (3.65 x 4.13 cm), C= 1-5/16" x 1-5/8" (3.33 x 4.13 cm), D= 1-1/4" x 1-5/8" (3.18 x 4.13 cm), E= 1-1/8" x 1-5/8" (2.86 x 4.13 cm)</b>						
	<b>A214</b>	6628CB	■ <b>A-Series</b>	Styrene	6-3/4" x 3-3/16" x 1-3/16" (17.15 x 8.10 x 3.02 cm)	36/ctn
<b>2 Compartments (L x W): A= 3-5/16" x 3-1/4" (8.41 x 8.26 cm)</b>						
	<b>A215</b> <b>T215</b> <b>K215</b> ◆ <b>M215</b> Ⓢ	6630CB 6702TE 6630KB 6702TF	■ <b>A-Series</b> ■ <b>T-Series</b> ■ <b>K-Series</b> ■ <b>M-Series</b>	Styrene TP SBC YP	6-3/4" x 3-3/16" x 1-3/16" (17.15 x 8.10 x 3.02 cm)	36/ctn
<b>5 Compartments (L x W): A= 1-5/16" x 3-3/16" (3.33 x 8.10 cm)</b>						
	<b>A210</b> <b>T210</b> ◆ <b>K210</b> ◆ <b>M210</b>	6622CB 6698TE 6622KB 6698TF	■ <b>A-Series</b> ■ <b>T-Series</b> ■ <b>K-Series</b> ■ <b>M-Series</b>	Styrene TP SBC YP	6-3/4" x 3-3/16" x 1-3/16" (17.15 x 8.10 x 3.02 cm)	36/ctn
<b>9 Compartments (L x W): A= 1-5/16" x 1-9/16" (3.33 x 3.97 cm), B= 1-1/8" x 3-3/16" (2.86 x 8.10 cm)</b>						
	<b>A219</b> <b>T219</b> <b>K219</b> ◆	6636CB 6701TE 6636KB	■ <b>A-Series</b> ■ <b>T-Series</b> ■ <b>K-Series</b>	Styrene TP SBC	6-3/4" x 3-3/16" x 1-3/16" (17.15 x 8.10 x 3.02 cm)	36/ctn
<b>12 Compartments (L x W): A= 1-7/16" x 1-1/16" (3.65 x 2.70 cm)</b>						

\* Adding color to the resins effects the clarity of the finished product

Boxes 6-3/4" x 3-3/16" x 1-3/16" through 7" x 3-3/8" x 1-1/8"  
(17.15 x 8.10 x 3.02 cm) through (17.78 x 8.57 x 2.86 cm)

# COMPARTMENTED BOXES

BOX MATERIAL KEY			SYMBOL KEY
TP = Translucent Polypropylene	YP = Yellow Polypropylene	TCP = Transparent Cellulose Propionate	◆ = Blue Diamond
SP = Taupe Polypropylene	WP = White Polypropylene	SBC = Styrene-Butadiene Copolymer	Ⓢ = Special Order
OP = Orange Polypropylene		SBMM = Styrene Butadiene Methyl Methacrylate	

Box Diagram	Model Number	Stock Number	Family	Material	Dimensions (Inside, L x W x D)	Packed
	<b>A217</b>	6634CB	<b>A-Series</b>	Styrene	6-3/4" x 3-3/16" x 1-3/16" (17.15 x 8.10 x 3.02 cm)	36/ctn
<b>7 Compartments</b> (L x W): <b>A</b> = 1-5/16" x 1-5/8" (3.33 x 4.13 cm), <b>B</b> = 4" x 1-1/16" (10.16 x 2.70 cm)						
	<b>A211</b> ◆	6624CB	<b>A-Series</b>	Styrene	6-3/4" x 3-3/16" x 1-3/16" (17.15 x 8.10 x 3.02 cm)	36/ctn
<b>6 Compartments</b> (L x W): <b>A</b> = 1-1/16" x 3-3/16" (2.70 x 8.10 cm)						
	<b>A216</b> ◆ <b>K216</b>	6632CB 6632KB	<b>A-Series</b> <b>K-Series</b>	Styrene SBC	6-3/4" x 3-3/16" x 1-3/16" (17.15 x 8.10 x 3.02 cm)	36/ctn
<b>1 Compartment</b>						
	<b>A212</b>	6626CB	<b>A-Series</b>	Styrene	6-3/4" x 3-3/16" x 1-3/16" (17.15 x 8.10 x 3.02 cm))	36/ctn
<b>5 Compartments</b> (L x W): <b>A</b> = 2-1/2" x 1-5/8" (6.35 x 4.13 cm), <b>B</b> = 1-5/8" x 3-1/4" (4.13 x 8.26 cm)						
	<b>A701</b> <b>K701</b> Ⓢ	6670CB 6670KB	<b>A-Series</b> <b>K-Series</b>	Styrene SBC	6-7/8" x 2-1/16" x 1" (17.46 x 5.24 x 2.54 cm)	36/ctn
<b>1 Compartment</b>						
	<b>V301</b> ◆ <b>V301PT</b>	6142VB 6650VC	<b>V-Series</b> <b>V-Series</b>	OP SP	6-7/8" x 2-1/16" x 1" (17.46 x 5.24 x 2.54 cm)	36/ctn
<b>1 Compartment</b>						
	<b>DB216</b>	6732CD	<b>Diamondback</b>	Styrene	7" x 3-3/8" x 1-1/8" (17.78 x 8.57 x 2.86 cm)	25/ctn
<b>1 Compartment</b>						
	<b>DB211</b>	6724CD	<b>Diamondback</b>	Styrene	7" x 3-3/8" x 1-1/8" (17.78 x 8.57 x 2.86 cm)	25/ctn
<b>6 Compartments</b> (L x W): <b>A</b> = 1-1/16" x 3-5/16" (2.70 x 8.41 cm)						
	<b>DB219</b>	6736CD	<b>Diamondback</b>	Styrene	7" x 3-3/8" x 1-1/8" (17.78 x 8.57 x 2.86 cm)	225/ctn
<b>12 Compartments</b> (L x W): <b>A</b> = 1-3/4" x 1-1/16" (4.45 x 2.70 cm)						
	<b>DB210</b>	6722CD	<b>Diamondback</b>	Styrene	7" x 3-3/8" x 1-1/8" (17.78 x 8.57 x 2.86 cm)	25/ctn
<b>9 Compartments</b> (L x W): <b>A</b> = 1-3/8" x 1-5/8" (3.49 x 4.13 cm), <b>B</b> = 1-5/16" x 1-5/8" (3.33 x 4.13 cm), <b>C</b> = 1-5/16" x 3-5/16" (3.33 x 8.41 cm)						



\* Adding color to the resins effects the clarity of the finished product






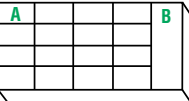

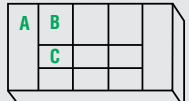

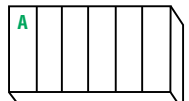



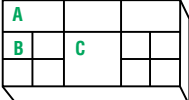





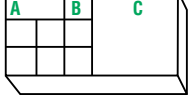

For Customer Service Inquiries Call 1-800-344-5716



# COMPARTMENTED BOXES

Boxes 7" x 3-3/8" x 1-1/8" through 8" x 4" x 1-3/16"  
(17.78 x 8.57 x 2.86 cm) through (20.32 x 10.16 x 3.02 cm)

BOX MATERIAL KEY					SYMBOL KEY	
TP = Translucent Polypropylene	YP = Yellow Polypropylene	TCP = Transparent Cellulose Propionate			 = Blue Diamond	
SP = Taupe Polypropylene	WP = White Polypropylene	SBC = Styrene-Butadiene Copolymer			 = Special Order	
OP = Orange Polypropylene		SBMM = Styrene Butadiene Methyl Methacrylate				

Box Diagram	Model Number	Stock Number	Family	Material	Dimensions (Inside, L x W x D)	Packed
 <b>10 Compartments</b> (L x W): <b>A</b> = 1-5/16" x 1-5/8" (3.33 x 4.13 cm)	<b>DB213</b> 	6721CD	 <b>Diamondback</b>	Styrene	7" x 3-3/8" x 1-1/8" (17.78 x 8.57 x 2.86 cm)	25/ctn
 <b>7 Compartments</b> (L x W): <b>A</b> = 1-5/16" x 1-5/8" (3.33 x 4.13 cm), <b>B</b> = 4-1/8" x 1-1/8" (10.48 x 2.86 cm)	<b>DB217</b>	6734CD	 <b>Diamondback</b>	Styrene	7" x 3-3/8" x 1-1/8" (17.78 x 8.57 x 2.86 cm)	25/ctn
 <b>17 Compartments</b> (L x W): <b>A</b> = 1-1/4" x 7/8" (3.18 x 2.22 cm), <b>B</b> = 1-3/16" x 4" (3.02 x 10.16 cm)	<b>5126CL</b>	6220MT	 <b>Mighty-Tuff</b>	TCP	7" x 4" x 1-1/16" (17.78 x 10.16 x 2.70 cm)	12/ctn
 <b>11 Compartments</b> (L x W): <b>A</b> = 1-3/16" x 4" (3.02 x 10.16 cm), <b>B</b> = 1-1/4" x 2" (3.18 x 5.08 cm), <b>C</b> = 1-1/4" x 7/8" (3.18 x 2.22 cm)	<b>5127CL</b>	6222MT	 <b>Mighty-Tuff</b>	TCP	7" x 4" x 1-1/16" (17.78 x 10.16 x 2.70 cm)	12/ctn
 <b>6 Compartments</b> (L x W): <b>A</b> = 1-3/16" x 4" (3.02 x 10.16 cm)	<b>5128CL</b>	6224MT	 <b>Mighty-Tuff</b>	TCP	7" x 4" x 1-1/16" (17.78 x 10.16 x 2.70 cm)	12/ctn
 <b>1 Compartment</b>	<b>A401</b>	6650CB	 <b>A-Series</b>	Styrene	7-1/8" x 5-1/8" x 1-9/16" (18.10 x 13.02 x 3.97 cm)	36/ctn
 <b>12 Compartments</b> (L x W): <b>A</b> = 2-5/8" x 1-5/16" (6.67 x 3.33 cm), <b>B</b> = 1-5/16" x 1-1/4" (3.33 x 3.18 cm), <b>C</b> = 2-5/8" x 2-11/16" (6.67 x 6.83 cm)	<b>A204</b>	6614CB	 <b>A-Series</b>	Styrene	8" x 4" x 1-3/16" (20.32 x 10.16 x 3.02 cm)	24/ctn
 <b>1 Compartment</b>	<b>A206</b> <b>K206</b> 	6616CB 6616KB	 <b>A-Series</b>  <b>K-Series</b>	Styrene SBC	8" x 4" x 1-3/16" (20.32 x 10.16 x 3.02 cm)	24/ctn
 <b>9 Compartments</b> (L x W): <b>A</b> = 2-5/8" x 1-5/16" (6.67 x 3.33 cm), <b>B</b> = 1-1/4" x 1-5/16" (3.18 x 3.33 cm), <b>C</b> = 4" x 4" (10.16 x 10.16 cm)	<b>A209</b>	6620CB	 <b>A-Series</b>	Styrene	8" x 4" x 1-3/16" (20.32 x 10.16 x 3.02 cm)	24/ctn

\* Adding color to the resins effects the clarity of the finished product

Boxes 8" x 4" x 1-3/16" through 8-7/16" x 4-1/4" x 1-3/16"  
 (20.32 x 10.16 x 3.02 cm) through (21.43 x 10.80 x 3.02 cm)

# COMPARTMENTED BOXES



BOX MATERIAL KEY			SYMBOL KEY
TP = Translucent Polypropylene	YP = Yellow Polypropylene	TCP = Transparent Cellulose Propionate	◆ = Blue Diamond
SP = Taupe Polypropylene	WP = White Polypropylene	SBC = Styrene-Butadiene Copolymer	Ⓢ = Special Order
OP = Orange Polypropylene		SBMM = Styrene Butadiene Methyl Methacrylate	

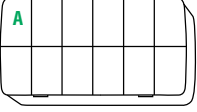


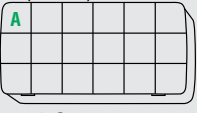













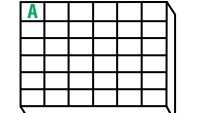









Box Diagram	Model Number	Stock Number	Family	Material	Dimensions (Inside, L x W x D)	Packed
	<b>A200</b> ◆ <b>T200</b> <b>K200</b> ◆ <b>M200</b> Ⓢ	6608CB 6690TE 6608KB 6690TF	<b>A-Series</b> <b>T-Series</b> <b>K-Series</b> <b>M-Series</b>	Styrene TP SBC YP	8" x 4" x 1-3/16" (20.32 x 10.16 x 3.02 cm)	24/ctn
	<b>A208</b> ◆ <b>K208</b> ◆ <b>M208</b>	6618CB 6618KB 6696TF	<b>A-Series</b> <b>K-Series</b> <b>M-Series</b>	Styrene SBC YP	8" x 4" x 1-3/16" (20.32 x 10.16 x 3.02 cm)	24/ctn
	<b>A201</b> <b>T201</b> <b>K201</b> ◆ <b>M201</b>	6610CB 6692TE 6610KB 6692TF	<b>A-Series</b> <b>T-Series</b> <b>K-Series</b> <b>M-Series</b>	Styrene TP SBC YP	8" x 4" x 1-3/16" (20.32 x 10.16 x 3.02 cm)	24/ctn
<b>12 Compartments</b> (L x W): <b>A</b> = 1-5/16" x 1-5/16" (3.33 x 3.33 cm), <b>B</b> = 1-5/16" x 4" (3.33 x 10.16 cm), <b>C</b> = 1-5/16" x 2" (3.33 x 5.08 cm)						
	<b>A203</b> <b>T203</b> ◆ <b>K203</b> ◆ <b>M203</b>	6612CB 6694TE 6612KB 6694TF	<b>A-Series</b> <b>T-Series</b> <b>K-Series</b> <b>M-Series</b>	Styrene TP SBC YP	8" x 4" x 1-3/16" (20.32 x 10.16 x 3.02 cm)	24/ctn
<b>6 Compartments</b> (L x W): <b>A</b> = 1-1/4" x 4" (3.18 x 10.16 cm)						
	<b>V401</b> ◆	6152VB	<b>V-Series</b>	SP	8-1/8" x 4-1/8" x 1-3/16" (20.64 x 10.48 x 3.02 cm)	24/ctn
<b>1 Compartment</b>						
	<b>V402-2</b> Ⓢ	6655VA	<b>V-Series</b>	SP	8-1/8" x 4-1/8" x 1-3/16" (20.64 x 10.48 x 3.02 cm)	24/ctn
<b>2 Compartments</b> (L x W): <b>A</b> = 8-1/4" x 1-1/4" (20.96 x 10.16 cm)						
	<b>V401D-2</b> ◆	6654DV	<b>V-Series</b>	SP	8-1/8" x 4-1/8" x 2-5/8" (20.64 x 10.48 x 6.67 cm)	24/ctn
<b>1 Compartment</b>						
	<b>DB201</b>	6710CD	<b>Diamondback</b>	Styrene	8-7/16" x 4-1/4" x 1-3/16" (21.43 x 10.80 x 3.02 cm)	24/ctn
<b>12 Compartments</b> (L x W): <b>A</b> = 1-5/16" x 1-5/16" (3.33 x 3.33 cm), <b>B</b> = 1-5/16" x 4-1/4" (3.33 x 10.80 cm), <b>C</b> = 1-5/16" x 2-1/16" (3.33 x 5.24 cm)						
	<b>DB203</b>	6712CD	<b>Diamondback</b>	Styrene	8-7/16" x 4-1/4" x 1-3/16" (21.43 x 10.80 x 3.02 cm)	24/ctn
<b>6 Compartments</b> (L x W): <b>A</b> = 1-3/8" x 4-1/4" (3.49 x 10.80 cm), <b>B</b> = 1-5/16" x 4-1/4" (3.33 x 10.80 cm)						

\* Adding color to the resins effects the clarity of the finished product

# COMPARTMENTED BOXES

Boxes 8-7/16" x 4-1/4" x 1-3/16" through 10" x 4-1/4" x 1-1/2"  
(21.43 x 10.80 x 3.02 cm) through (25.40 x 10.80 x 3.81 cm)

BOX MATERIAL KEY					SYMBOL KEY	
TP = Translucent Polypropylene	YP = Yellow Polypropylene	TCP = Transparent Cellulose Propionate			 = Blue Diamond	
SP = Taupe Polypropylene	WP = White Polypropylene	SBC = Styrene-Butadiene Copolymer			 = Special Order	
OP = Orange Polypropylene		SBMM = Styrene Butadiene Methyl Methacrylate				

Box Diagram	Model Number	Stock Number	Family	Material	Dimensions (Inside, L x W x D)	Packed
 <b>12 Compartments</b> (L x W): <b>A</b> = 1-3/8" x 2-1/16" (3.49 x 5.24 cm)	<b>DB208</b> 	6718CD	 <b>Diamondback</b>	Styrene	8-7/16" x 4-1/4" x 1-3/16" (21.43 x 10.80 x 3.02 cm)	48/ctn
 <b>18 Compartments</b> (L x W): <b>A</b> = 1-3/8" x 1-3/8" (3.49 x 3.49 cm)	<b>DB200</b> 	6708CD	 <b>Diamondback</b>	Styrene	8-7/16" x 4-1/4" x 1-3/16" (21.43 x 10.80 x 3.02 cm)	24/ctn
 <b>1 Compartment</b>	<b>DB206</b> 	6716CD	 <b>Diamondback</b>	Styrene	8-7/16" x 4-1/4" x 1-3/16" (21.43 x 10.80 x 3.02 cm)	24/ctn
 <b>12 Compartments</b> (L x W): <b>A</b> = 2-3/4" x 1-3/8" (6.99 x 3.49 cm), <b>B</b> = 1-3/8" x 1-3/8" (3.49 x 3.49 cm), <b>C</b> = 2-3/4" x 2-3/4" (6.99 x 6.99 cm)	<b>DB204</b>	6714CD	 <b>Diamondback</b>	Styrene	8-7/16" x 4-1/4" x 1-3/16" (21.43 x 10.80 x 3.02 cm)	24/ctn
 <b>1 Compartment</b>	<b>4040-2</b> 	6740AA	 <b>Precision</b>	SBMM	8-3/4" x 4-5/16" x 1-1/4" (22.23 x 10.95 x 3.18 cm)	24/ctn
 <b>3 Compartments &amp; 15 Removable Dividers</b> (L x W): <b>A</b> = 8-7/8" x 1-3/8" (22.54 x 3.49 cm)	<b>T3003</b> 	6707TE	 <b>Tuff Tainer</b>	TP	8-7/8" x 4-1/8" x 1-3/16" (22.54 x 10.48 x 3.02 cm)	12/ctn
 <b>36 Compartments</b> (L x W): <b>A</b> = 1-9/16" x 1-1/16" (3.97 x 2.70 cm)	<b>A166-36</b> <b>K166-36</b> 	6606CB 6606KB	 <b>A-Series</b>  <b>K-Series</b>	Styrene SBC	9-5/8" x 6-9/16" x 1-1/2" (24.45 x 16.69 x 3.81 cm)	12/ctn 24/ctn
 <b>1 Compartment</b>	<b>V501</b> 	6160VB	 <b>V-Series</b>	SP	10" x 4-1/4" x 1-1/2" (25.40 x 10.80 x 3.81 cm)	24/ctn
 <b>6 Compartments</b> (L x W): <b>A</b> = 1-5/8" x 4-1/4" (4.13 x 10.80 cm)	<b>V506-2</b> 	6660VA	 <b>V-Series</b>	SP	10" x 4-1/4" x 1-1/2" (25.40 x 10.80 x 3.81 cm)	24/ctn

\* Adding color to the resins effects the clarity of the finished product



Boxes 10-1/2" x 6-3/16" x 1-9/16" through 10-1/2" x 6-3/16" x 1-9/16"  
 (26.67 x 15.72 x 33.97 cm) through (26.67 x 15.72 x 3.97 cm)

# COMPARTMENTED BOXES



BOX MATERIAL KEY			SYMBOL KEY	
TP = Translucent Polypropylene	YP = Yellow Polypropylene	TCP = Transparent Cellulose Propionate	◆ = Blue Diamond	Ⓢ = Special Order
SP = Taupe Polypropylene	WP = White Polypropylene	SBC = Styrene-Butadiene Copolymer		
OP = Orange Polypropylene		SBMM = Styrene Butadiene Methyl Methacrylate		

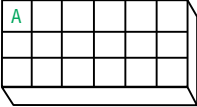




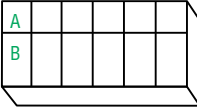









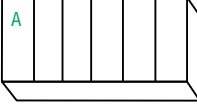






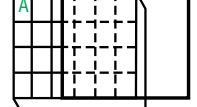
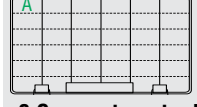


Box Diagram	Model Number	Stock Number	Family	Material	Dimensions (Inside, L x W x D)	Packed
	<b>T616R</b> <b>K616R</b> Ⓢ <b>M616R</b> Ⓢ	6713TE 6665KB 6713TF	<b>T-Series</b> <b>K-Series</b> <b>M-Series</b>	TP SBC YP	10-1/2" x 6-3/16" x 1-9/16" (26.67 x 15.72 x 3.97 cm)	24/ctn
<b>4 Compartments &amp; 12 Removable Dividers</b> (L x W): A= 10-3/8" x 1-1/2" (26.35 x 3.81 cm)						
	<b>A623</b> Ⓢ <b>T623</b> <b>K623</b> Ⓢ <b>M623</b>	6668CB 6715TE 6668KB 6716TF	<b>A-Series</b> <b>T-Series</b> <b>K-Series</b> <b>M-Series</b>	Styrene TP SBC YP	10-1/2" x 6-3/16" x 1-9/16" (26.67 x 15.72 x 3.97 cm)	24/ctn
<b>13 Compartments</b> (L x W): A= 10-3/8" x 2-5/8" (26.35 x 6.67 cm), B= 1-11/16" x 1-5/16" (4.29 x 3.33 cm), C= 1-11/16" x 2" (4.29 x 5.08 cm)						
	<b>A612</b> Ⓢ <b>T612</b> <b>M612</b>	6662CB 6712TE 6712TF	<b>A-Series</b> <b>T-Series</b> <b>M-Series</b>	Styrene TP YP	10-1/2" x 6-3/16" x 1-9/16" (26.67 x 15.72 x 3.97 cm)	24/ctn
<b>12 Compartments</b> (L x W): A= 1-11/16" x 2" (4.29 x 5.08 cm), B= 1-11/16" x 4-1/8" (4.29 x 10.48 cm)						
	<b>A602</b> <b>T602</b> <b>K602</b> <b>M602</b>	6654CB 6708TE 6654KB 6708TF	<b>A-Series</b> <b>T-Series</b> <b>K-Series</b> <b>M-Series</b>	Styrene TP SBC YP	10-1/2" x 6-3/16" x 1-9/16" (26.67 x 15.72 x 3.97 cm)	24/ctn
<b>12 Compartments</b> (L x W): A= 1-11/16" x 3-1/16" (4.29 x 7.78 cm)						
	<b>A606</b> <b>T606</b> ◆ <b>K606</b> ◆ <b>M606</b>	6658CB 6710TE 6658KB 6710TF	<b>A-Series</b> <b>T-Series</b> <b>K-Series</b> <b>M-Series</b>	Styrene TP SBC YP	10-1/2" x 6-3/16" x 1-9/16" (26.67 x 15.72 x 3.97 cm)	24/ctn
<b>6 Compartments</b> (L x W): A= 1-11/16" x 6-1/4" (4.29 x 15.88 cm)						
	<b>A613</b>	6664CB	<b>A-Series</b>	Styrene	10-1/2" x 6-3/16" x 1-9/16" (26.67 x 15.72 x 3.97 cm)	24/ctn
<b>13 Compartments</b> (L x W): A= 1-11/16" x 2" (4.29 x 5.08 cm), B= 1-11/16" x 4-1/16" (4.29 x 10.32 cm), C= 3-1/2" x 4-1/16" (8.89 x 10.32 cm)						
	<b>A607</b> Ⓢ <b>K607</b> Ⓢ	6660CB 6660KB	<b>A-Series</b> <b>K-Series</b>	Styrene SBC	10-1/2" x 6-3/16" x 1-9/16" (26.67 x 15.72 x 3.97 cm)	24/ctn
<b>7 Compartments</b> (L x W): A= 1-11/16" x 2" (4.29 x 5.08 cm), B= 10-1/2" x 4-1/16" (26.67 x 10.32 cm)						
	<b>T600</b> ◆	6719ID	<b>IDS</b>	TP	10-1/2" x 6-3/16" x 1-9/16" (26.67 x 15.72 x 3.97 cm)	6/ctn
<b>6 Compartments &amp; 10 IDS Dividers (Ref. page 34)</b> (L x W): A= 1-11/16" x 6-3/16" (4.29 x 15.72 cm)						
	<b>A601</b> <b>K601</b> <b>C601</b>	6652CB 6652KB 6707TC	<b>A-Series</b> <b>K-Series</b> --	Styrene SBC Conductive	10-1/2" x 6-3/16" x 1-9/16" (26.67 x 15.72 x 3.97 cm)	24/ctn
<b>1 Compartment</b>						

\* Adding color to the resins effects the clarity of the finished product

# COMPARTMENTED BOXES

Boxes 10-1/2" x 6-3/16" x 1-9/16" through 10-5/8" x 6-5/8" x 1-9/16"  
(26.67 x 15.72 x 3.97 cm) through (26.99 x 16.83 x 3.97 cm)

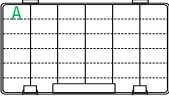

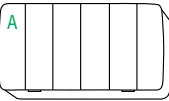
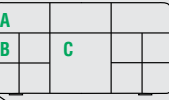



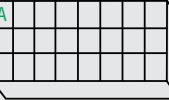

BOX MATERIAL KEY					SYMBOL KEY	
TP = Translucent Polypropylene	YP = Yellow Polypropylene	TCP = Transparent Cellulose Propionate				= Blue Diamond
SP = Taupe Polypropylene	WP = White Polypropylene	SBC = Styrene-Butadiene Copolymer				= Special Order
OP = Orange Polypropylene		SBMM = Styrene Butadiene Methyl Methacrylate				

Box Diagram	Model Number	Stock Number	Family	Material	Dimensions (Inside, L x W x D)	Packed
	<b>A618</b> <b>T618</b>  <b>K618</b>  <b>M618</b> <b>C618</b>	6666CB 6714TE 6666KB 6714TF 6714TC	<b>A-Series</b> <b>T-Series</b> <b>K-Series</b> <b>M-Series</b> --	Styrene TP SBC YP Conductive	10-1/2" x 6-3/16" x 1-9/16" (26.67 x 15.72 x 3.97 cm)	24/ctn
	<b>A603</b> 	6656CB	<b>A-Series</b>	Styrene	10-1/2" x 6-3/16" x 1-9/16" (26.67 x 15.72 x 3.97 cm)	24/ctn
	<b>A612D</b>  <b>T612D</b>  <b>K612D</b>  <b>M612D</b> 	6662DB 6713DB 6663DK 6712DB	<b>A-Series</b> <b>T-Series</b> <b>K-Series</b> <b>M-Series</b>	Styrene TP SBC YP	10-1/2" x 6-3/16" x 2-1/4" (26.67 x 15.72 x 5.72 cm)	24/ctn
	<b>A618D</b>  <b>T618D</b>  <b>K618D</b>  <b>M618D</b> 	6666DB 6715DB 6666DK 6714DB	<b>A-Series</b> <b>T-Series</b> <b>K-Series</b> <b>M-Series</b>	Styrene TP SBC YP	10-1/2" x 6-3/16" x 2-1/4" (26.67 x 15.72 x 5.72 cm)	24/ctn
	<b>A606D</b> <b>T606D</b>  <b>K606D</b>  <b>M606D</b> 	6658DB 6711DB 6658DK 6710DB	<b>A-Series</b> <b>T-Series</b> <b>K-Series</b> <b>M-Series</b>	Styrene TP SBC YP	10-1/2" x 6-3/16" x 2-1/4" (26.67 x 15.72 x 5.72 cm)	24/ctn
	<b>A601D</b>  <b>K601D</b> 	6652DB 6652DK	<b>A-Series</b> <b>K-Series</b>	Styrene SBC	10-1/2" x 6-3/16" x 2-1/4" (26.67 x 15.72 x 5.72 cm)	24/ctn
	<b>A924-2</b>	6684CB	<b>A-Series</b>	Styrene	10-9/16" x 8-1/4" x 1-9/16" (26.83 x 20.96 x 3.97 cm)	10/ctn
<b>24 Compartments (L x W): A= 1-11/16" x 2" (4.29 x 5.08 cm), Box has Sliding Lid (Non-Hinged)</b>						
	<b>T4007</b> 	6747TE	<b>Tuff Tainer</b>	TP	10-5/8" x 6-5/8" x 1-9/16" (26.99 x 16.83 x 3.97 cm)	6/ctn
<b>6 Compartments, Black Mechanical Latches (Ref. page 13) &amp; 12 Removable Dividers (L x W): A= 1-11/16" x 6-1/4" (4.29 x 15.87 cm)</b>						
	<b>T4007AT</b>	6748TE	<b>Tuff Tainer</b>	TP	10-5/8" x 6-5/8" x 1-9/16" (26.99 x 16.83 x 3.97 cm)	6/ctn
<b>6 Compartments, Silver Mechanical Latches (Ref. pg 13) &amp; 12 Removable Tarnish Inhibitor Dividers (Ref. pg 34) (L x W): A= 1-11/16" x 6-1/4" (4.29 x 15.87 cm)</b>						

Boxes 10-5/8" x 6-5/8" x 1-9/16" through 11-15/16" x 5-15/16" x 1-7/16"  
 (26.99 x 16.83 x 3.97 cm) through (30.32 x 15.08 x 3.65 cm)

# COMPARTMENTED BOXES

BOX MATERIAL KEY			SYMBOL KEY
TP = Translucent Polypropylene	YP = Yellow Polypropylene	TCP = Transparent Cellulose Propionate	◆ = Blue Diamond
SP = Taupe Polypropylene	WP = White Polypropylene	SBC = Styrene-Butadiene Copolymer	Ⓢ = Special Order
OP = Orange Polypropylene		SBMM = Styrene Butadiene Methyl Methacrylate	

Box Diagram	Model Number	Stock Number	Family	Material	Dimensions (Inside, L x W x D)	Packed
	T4007E ◆	6746TE	■ Tuff Tainer	TP	10-5/8" x 6-5/8" x 1-9/16" (26.99 x 16.83 x 3.97 cm)	6/ctn
<b>6 Compartments, Integral Latches (Ref. page 13) &amp; 12 Removable Dividers</b> (L x W): A= 1-11/16" x 6-1/4" (4.29 x 15.87 cm)						
	T4000	6734TE	■ Tuff Tainer	TP	10-5/8" x 6-5/8" x 1-9/16" (26.99 x 16.83 x 3.97 cm)	6/ctn
<b>1 Compartment</b>						
	DB606	6758CD	■ Diamondback	Styrene	11" x 6-3/8" x 1-9/16" (27.94 x 16.19 x 3.97 cm)	12/ctn
<b>6 Compartments</b> (L x W): A= 1-3/4" x 6-3/8" (4.45 x 16.19 cm)						
	DB613 ◆	6764CD	■ Diamondback	Styrene	11" x 6-3/8" x 1-9/16" (27.94 x 16.19 x 3.97 cm)	12/ctn
<b>13 Compartments</b> (L x W): A= 1-7/8" x 2-1/16" (4.76 x 5.24 cm), B= 1-3/4" x 4-1/8" (4.45 x 10.48 cm), C= 3-9/16" x 4-1/8" (9.05 x 10.48 cm)						
	DB601 Ⓢ	6752CD	■ Diamondback	Styrene	11" x 6-3/8" x 1-9/16" (27.94 x 16.19 x 3.97 cm)	12/ctn
<b>1 Compartment</b>						
	DB618	6766CD	■ Diamondback	Styrene	11" x 6-3/8" x 1-9/16" (27.94 x 16.19 x 3.97 cm)	12/ctn
<b>18 Compartments</b> (L x W): A= 1-3/4" x 2-1/16" (4.45 x 5.24 cm)						
	5129-1	6789CH	■ Mighty-Tuff	TCP	11-15/16" x 5-15/16" x 1-7/16" (30.32 x 15.08 x 3.65 cm)	6/ctn
<b>1 Compartment</b>						
	5129CL	6226MT	■ Mighty-Tuff	TCP	11-15/16" x 5-15/16" x 1-7/16" (30.32 x 15.08 x 3.65 cm)	6/ctn
<b>24 Compartments</b> (L x W): A= 1-7/16" x 1-7/8" (3.65 x 4.76 cm)						
	5130CL	6228MT	■ Mighty-Tuff	TCP	11-15/16" x 5-15/16" x 1-7/16" (30.32 x 15.08 x 3.65 cm)	6/ctn
<b>6 Compartments</b> (L x W): A= 1-7/16" x 3-15/16" (3.65 x 10.00 cm), B= 8-7/8" x 1-7/8" (22.54 x 4.76 cm), C= 1-7/16" x 1-7/8" (3.65 x 4.76 cm), D= 10-3/8" x 1-7/8" (26.35 x 4.76 cm), E= 5-15/16" x 1-7/8" (15.08 x 4.76 cm)						


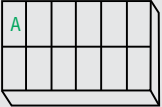
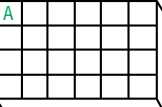
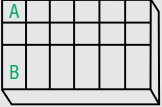

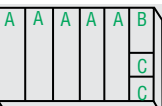

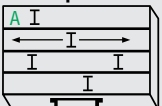
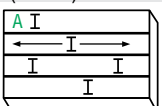
\* Adding color to the resins effects the clarity of the finished product



# COMPARTMENTED BOXES

Boxes 12-3/4" x 8-1/2" x 2-1/8" through 13-1/8" x 8-7/8" x 1-15/16"  
(32.39 x 21.59 x 5.40 cm) through (33.34 x 22.54 x 4.92 cm)

BOX MATERIAL KEY					SYMBOL KEY	
TP = Translucent Polypropylene	YP = Yellow Polypropylene	TCP = Transparent Cellulose Propionate			◆ = Blue Diamond	
SP = Taupe Polypropylene	WP = White Polypropylene	SBC = Styrene-Butadiene Copolymer			Ⓢ = Special Order	
OP = Orange Polypropylene		SBMM = Styrene Butadiene Methyl Methacrylate				





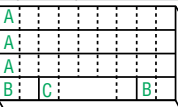
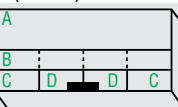
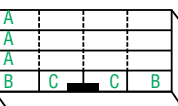


Box Diagram	Model Number	Stock Number	Family	Material	Dimensions (Inside, L x W x D)	Packed
 1 Compartment	A801 K801 ◆ C801	6672CB 6672KB 6734TC	■ A-Series ■ K-Series --	Styrene SBC Conductive	12-3/4" x 8-1/2" x 2-1/8" (32.39 x 21.59 x 5.40 cm)	12/ctn
 12 Compartments (L x W): A= 2-1/16" x 4-3/16" (5.24 x 12.22 cm)	A812 K812 M812	6676CB 6676KB 6722TF	■ A-Series ■ K-Series ■ M-Series	Styrene SBC YP	12-3/4" x 8-1/2" x 2-1/8" (32.39 x 21.59 x 5.40 cm)	12/ctn
 24 Compartments (L x W): A= 2-1/16" x 2-1/16" (5.24 x 5.24 cm)	A824 T824 ◆ K824 ◆ M824 C824	6680CB 6726TE 6680KB 6726TF 6726TC	■ A-Series ■ T-Series ■ K-Series ■ M-Series --	Styrene TP SBC YP Conductive	12-3/4" x 8-1/2" x 2-1/8" (32.39 x 21.59 x 5.40 cm)	12/ctn
 18 Compartments (L x W): A= 2-1/16" x 2-1/16" (5.24 x 5.24 cm), B= 2-1/16" x 4-3/16" (5.24 x 12.22 cm)	A818 Ⓢ K818 M818	6678CB 6678KB 6724TF	■ A-Series ■ K-Series ■ M-Series	Styrene SBC YP	12-3/4" x 8-1/2" x 2-1/8" (32.39 x 21.59 x 5.40 cm)	12/ctn
 6 Compartments (L x W): A= 2-1/16" x 8-1/2" (5.24 x 21.59 cm)	A806 Ⓢ T806 ◆ K806 M806	6674CB 6718TE 6674KB 6718TF	■ A-Series ■ T-Series ■ K-Series ■ M-Series	Styrene TP SBC YP	12-3/4" x 8-1/2" x 2-1/8" (32.39 x 21.59 x 5.40 cm)	12/ctn
 8 Compartments (L x W): A= 2-1/16" x 8-1/2" (5.24 x 21.59 cm), B= 2-1/16" x 4-1/8" (5.24 x 10.48 cm), C= 2-1/16" x 2" (5.24 x 5.08 cm)	M808 Ⓢ	6720TF	■ M-Series	YP	12-3/4" x 8-1/2" x 2-1/8" (32.39 x 21.59 x 5.40 cm)	12/ctn
 1 Compartment	T901 Ⓢ	6727ID	■ T-Series	TP	13-1/8" x 8-7/8" x 1-15/16" (33.34 x 22.54 x 4.92 cm)	6/ctn
 4 Compartments, with Handle & 16 IDS Dividers (Ref. page 13) (L x W): A= 13-1/8" x 2-1/8" (33.34 x 5.40 cm)	999-2	6726ID	■ IDS	TP	13-1/8" x 8-7/8" x 1-15/16" (33.34 x 22.54 x 4.92 cm)	6/ctn
 4 Compartments & 16 IDS Dividers (Ref. page 13) (L x W): A= 13-1/8" x 2-1/8" (33.34 x 5.40 cm)	T900 ◆	6725ID	■ IDS	TP	13-1/8" x 8-7/8" x 1-15/16" (33.34 x 22.54 x 4.92 cm)	6/ctn

\* Adding color to the resins effects the clarity of the finished product

Boxes 13-1/2" x 5-3/4" x 2" through 17" x 7-1/8" x 2"  
 (34.29 x 14.61 x 5.08 cm) through (43.18 x 18.10 x 5.08 cm)

# COMPARTMENTED BOXES

BOX MATERIAL KEY			SYMBOL KEY
TP = Translucent Polypropylene	YP = Yellow Polypropylene	TCP = Transparent Cellulose Propionate	◆ = Blue Diamond
SP = Taupe Polypropylene	WP = White Polypropylene	SBC = Styrene-Butadiene Copolymer	Ⓢ = Special Order
OP = Orange Polypropylene		SBMM = Styrene Butadiene Methyl Methacrylate	

Box Diagram	Model Number	Stock Number	Family	Material	Dimensions (Inside, L x W x D)	Packed
 1 Compartment	V601 ◆	6667VB	V-Series	SP	13-1/2" x 5-3/4" x 2" (34.29 x 14.61 x 5.08 cm)	12/ctn
 4 Compartments, Black Mechanical Latches (Ref. page 13) & 20 Removable Dividers (L x W): A= 13-11/16" x 2" (34.77 x 5.08 cm), B= 13-11/16" x 1-11/16" (34.77 x 4.29 cm)	T5007 ◆	6757TE	Tuff Tainer	TP	13-11/16" x 8-3/16" x 1-3/4" (34.77 x 20.80 x 4.45 cm)	6/ctn
 4 Compartments, Silver Mechanical Latches (Ref. page 13) & 15 Removable Tarnish Inhibitor Dividers (Ref. page 34) (L x W): A= 13-11/16" x 2" (34.77 x 5.08 cm), B= 13-11/16" x 1-11/16" (34.77 x 4.29 cm)	T5007AT	6758TE	Tuff Tainer	TP	13-11/16" x 8-3/16" x 1-3/4" (34.77 x 20.80 x 4.45 cm)	6/ctn
 4 Compartments, Integral Latches (Ref. page 13) & 20 Removable Dividers (L x W): A= 13-11/16" x 2" (34.77 x 5.08 cm), B= 13-11/16" x 1-11/16" (34.77 x 4.29 cm)	T5007E ◆	6756TE	Tuff Tainer	TP	13-11/16" x 8-3/16" x 1-3/4" (34.77 x 20.80 x 4.45 cm)	6/ctn
 6 Compartments & 16 Removable Dividers (L x W): A= 15-5/16" x 2" (38.89 x 5.08 cm), B= 3-1/4" x 2" (8.26 x 5.08 cm), C= 8-1/2" x 2" (21.59 x 5.08 cm)	T6004 ◆	6760TE	Tuff Tainer	TP	15-1/4" x 8-7/8" x 1-3/8" (38.74 x 22.54 x 3.49 cm)	6/ctn
 6 Compartments & 9 Removable Dividers (L x W): A= 15-1/4" x 4-1/2" (38.74 x 11.43 cm), B= 15-1/4" x 2-1/8" (38.74 x 5.40 cm), C= 3-3/4" x 2-1/8" (9.53 x 5.40 cm), D= 3-3/4" x 1-1/2" (9.53 x 3.81 cm)	T7003/4	6773TE	Tuff Tainer	TP	15-1/4" x 8-7/8" x 3" (38.74 x 22.54 x 7.62 cm)	6/ctn
 7 Compartments & 9 Removable Dividers (L x W): A= 15-1/4" x 2-3/16" (38.74 x 5.56 cm), B= 3-3/4" x 2-1/8" (9.52 x 5.40 cm), C= 3-3/4" x 2-1/8" (9.52 x 5.40 cm)	T7004 ◆	6774TE	Tuff Tainer	TP	15-1/4" x 8-7/8" x 3" (38.74 x 22.54 x 7.62 cm)	6/ctn
 1 Compartment	T7000 ◆	6770TE	Tuff Tainer	TP	15-1/4" x 8-7/8" x 3" (38.74 x 22.54 x 7.62 cm)	6/ctn
 1 Compartment	V701 ◆	6172VB	V-Series	SP	17" x 7-1/8" x 2" (43.18 x 18.10 x 5.08 cm)	6/ctn

\* Adding color to the resins effects the clarity of the finished product

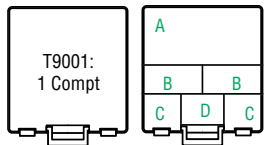
# COMPARTMENTED BOXES

## Deep & Slim Super Satchels

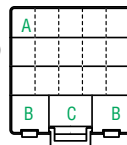
The Super Satchel has a proven record when it comes to accommodating parts. Used in many industries as a kit for replacement parts or as a salesperson's sidekick, you won't need to worry about being organized. All Super Satchels are made out of "Acid Free" translucent polypropylene, with a positive contact latch system. The Deep Super Satchels are available in one compartment, six fixed compartments or six fixed compartments with removable dividers. The Slim Super Satchels are available in one compartment or eight fixed compartments and can accommodate up to 40 removable dividers.

The Deep Super Satchel Boxes are stackable and made from "Acid Free" Polypropylene with black handle and positive contact latches.

- **T9001 Deep Super Satchel**  
- Accommodates 12" x 12" (30.48 x 30.48 cm) documents
- **T9006 Deep Super Satchel**  
- 6 fixed extra deep compts
- **T9007 Deep Super Satchel**  
- 6 fixed extra deep compts with 12 removable dividers included  
- Divider packs sold separately (**See page 34**)



T9006: 6 Compts (L x W)  
 A = 13-1/8" x 6-1/2" (33.34 x 16.51 cm)  
 B = 6-1/2" x 3" (16.51 x 7.62 cm)  
 C = 4-1/8" x 3" (10.48 x 7.62 cm)  
 D = 4-1/2" x 3-1/8" (11.43 x 7.94 cm)

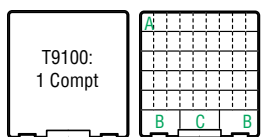


T9007: 6 Compts (L x W)  
 A = 13-1/8" x 3-1/8" (33.34 x 7.93 cm)  
 B = 4-1/4" x 3-3/4" (10.79 x 9.52 cm)  
 C = 4-1/2" x 3-3/4" (11.43 x 9.52 cm)

Model Number	Stock Number	Description inch (centimeter)	Dimensions (Inside, L x W x D)	Packed
T9001	6991TE	1 compt w/black handle & latches Outside Dimensions: 14 x 15 x 3-1/2 (35.56 x 38.10 x 8.89)	13-1/8" x 13-1/8" x 3" (33.34 x 33.34 x 7.62 cm)	6/ctn
T9006	6996TE	6 compt w/black handle & latches Outside Dimensions: 14 x 15 x 3-1/2 (35.56 x 38.10 x 8.89)	13-1/8" x 13-1/8" x 3" (33.34 x 33.34 x 7.62 cm)	6/ctn
T9007	6997TE	6 compt w/black handle & latches & 12 removable dividers Outside Dimensions: 14 x 15 x 3-1/2 (35.56 x 38.10 x 8.89)	13-1/8" x 13-1/8" x 3" (33.34 x 33.34 x 7.62 cm)	6/ctn

The Slim Super Satchel Boxes are stackable and made from "Acid Free" Polypropylene with black (T9100 & T9101) or silver (T9101AT) positive contact latches.

- **T9100 Slim Super Satchel**  
- Accommodates 12" x 12" (30.48 x 30.48 cm) documents
- **T9101 / T9101AT Slim Super Satchels**  
- 8 fixed compts with 20 removable dividers included  
- T9101AT includes the Tarnish Inhibitor dividers (**Ref. page 34**)  
- Accommodates up to 40 dividers for up to 48 compts  
- Divider 12-packs sold separately (**See page 34**)



T9101/T9101AT: Multiple Compts (L x W)  
 A = 13-1/8" x 2" (33.34 x 5.08 cm)  
 B = 3-3/4" x 3" (9.53 x 7.62 cm)  
 C = 5-1/2" x 2-3/4" (13.97 x 6.99 cm)

Model Number	Stock Number	Description inch (centimeter)	Dimensions (Inside, L x W x D)	Packed
T9100	6990TE	1 compt w/black latches Outside Dimensions: 14 x 15 x 2 (35.56 x 38.10 x 5.08)	13-1/8" x 13-1/8" x 1-3/4" (33.34 x 33.34 x 4.45 cm)	6/ctn
T9101	6998TE	8 compt w/black latches, & 20 removable dividers Outside Dimensions: 14 x 15 x 2 (35.56 x 38.10 x 5.08)	13-1/8" x 13-1/8" x 1-3/4" (33.34 x 33.34 x 4.45 cm)	6/ctn
T9101AT	6999TE	8 compt w/silver latches, & 20 removable Tarnish Inhibitor dividers Outside Dimensions: 14 x 15 x 2 (35.56 x 38.10 x 5.08)	13-1/8" x 13-1/8" x 1-3/4" (33.34 x 33.34 x 4.45 cm)	6/ctn

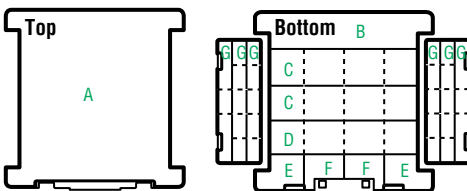
# COMPARTMENTED BOXES

## Deluxe & Double Deep Super Satchels

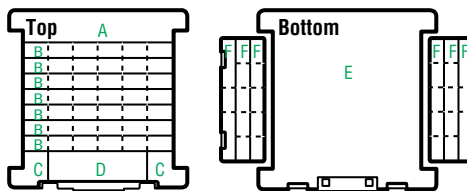
Like the Deep and Slim Super Satchels, the Deluxe and Double Deep Super Satchels are made out of “Acid Free” translucent polypropylene, with a positive contact latch system.

## Deluxe Super Satchel™ Boxes

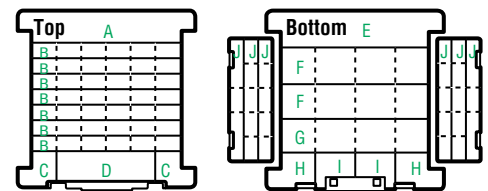
The Deluxe Super Satchel is the “Ultimate Storage Unit” - essentially four boxes in one - and is available in three different configurations: Open Top / Divided Bottom, Divided Top / Open Bottom, and Divided Top / Divided Bottom. The divided sections of the Deluxe Super Satchel include removable dividers.



- T9500 Compartments Dimensions (L x W)**
- A = 13-1/4" x 15-1/8" (33.66 x 38.42 cm)
  - B = 13-1/2" x 3-1/8" (34.29 x 7.94 cm)
  - C = [2 rows of 4 compts] 2-7/8" x 3-1/8" (7.30 x 7.94 cm)
  - D = [1 row of 4 compts] 2-7/8" x 3-1/4" (7.30 x 8.26 cm)
  - E = [2 compts] 3" x 2-1/2" (7.62 x 6.35 cm)
  - F = [2 compts] 2-1/4" x 3-5/8" (5.72 x 9.21 cm)
  - G = [3 rows 15 compts on each side] 2-1/4" x 1-1/8" (5.71 x 2.86 cm)



- T9501 Compartments (L x W)**
- A = 13-1/4" x 2-3/4" (33.66 x 6.99 cm)
  - B = [7 rows 42 compts] 13-1/4" x 1-1/4" (33.66 x 3.18 cm)
  - C = [2 compts] 2" x 2-5/8" (5.08 x 6.67 cm)
  - D = [1 compt] 9" x 2-3/4" (22.86 x 6.99 cm)
  - E = 13-1/4" x 15-1/2" (33.66 x 38.74 cm)
  - F = [3 rows 15 compts on each side] 2-1/4" x 1-1/8" (5.71 x 2.86 cm)

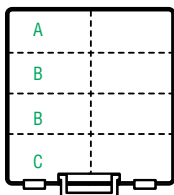


- T9502 Compartments (L x W)**
- A = 13-1/4" x 2-3/4" (33.66 x 6.99 cm)
  - B = 13-1/4" x 1-1/4" (33.66 x 3.18 cm)
  - C = 2" x 2-5/8" (5.08 x 6.67 cm)
  - D = 9" x 2-3/4" (22.86 x 6.99 cm)
  - E = 13-1/2" x 3-1/8" (34.29 x 7.94 cm)
  - F = [2 rows of 4 compts] 2-7/8" x 3-1/8" (7.30 x 7.94 cm)
  - G = [1 row of 4 compts] 2-7/8" x 3-1/4" (7.30 x 8.26 cm)
  - H = [2 compts] 3" x 2-1/2" (7.62 x 6.35 cm)
  - I = [2 compts] 2-1/4" x 3-5/8" (5.72 x 9.21 cm)
  - J = [3 rows 15 compts on each side] 2-1/4" x 1-1/8" (5.71 x 2.86 cm)

Model Number	Stock Number	Description	Dimensions (Outside, L x W x D)	Packed
T9500	6787TE	Color: Translucent with Black Handle & Latches Open Top & Divided Bottom. Includes removable dividers.	17-1/4" x 16-3/4" x 5" (43.82 x 42.55 x 12.70 cm)	3/ctn
T9501	6788TE	Color: Translucent with Black Handle & Latches Divided Top & Open Bottom. Includes removable dividers.	17-1/4" x 16-3/4" x 5" (43.82 x 42.55 x 12.70 cm)	3/ctn
T9502	6789TE	Color: Translucent with Black Handle & Latches Divided Top & Divided Bottom. Includes removable dividers.	17-1/4" x 16-3/4" x 5" (43.82 x 42.55 x 12.70 cm)	3/ctn

## Double Deep Super Satchel™

The Double Deep Super Satchel has extra depth for tall items and can be used one of two ways: Open Core (without dividers) or customized to up to eight compartments using removable dividers.



- T9200 Compartments (L x W)**
- w/o Dividers = 12-7/16" x 12-9/16" (31.57 x 31.93 cm)
  - A = [1 row 2 compts] 6-1/4" x 3" (15.88 x 7.62 cm)
  - B = [2 rows 4 compts] 6-1/4" x 3-1/4" (15.88 x 8.26 cm)
  - C = [1 row 2 compts] 6-1/4" x 2-3/4" (15.88 x 6.99 cm)

T9200



Model Number	Stock Number	Description	Dimensions (Outside, L x W x D)	Packed
T9200	6784TE	Color: Translucent with Black Handle & Latches Double Deep. Includes removable dividers.	15-7/32" x 14-5/32" x 6-7/32" (38.66 x 35.96 x 15.80 cm)	3/ctn



# COMPARTMENTED BOXES

## Compartmented Box / Super Satchel Case Divider Packs



**Tarnish Inhibitor by Flambeau** provides safe, long-term protective storage for sterling silver items. The patented Tarnish Inhibitor additive forms a harmless protective layer around silver surfaces that prevents tarnishing for up to five years.

To order Tarnish Inhibitor dividers for your specific Tuff Tainer or Super Satchel, see below:

<b>T4007AT</b>	(page 28)	12/pack	Order#	4812DP
<b>T5007AT</b>	(page 31)	12/pack	Order#	5812DP
<b>T9101AT</b>	(page 32)	12/pack	Order #	5812DP



**Zerust®**, a new advanced polymer technology that creates a harmless vapor barrier around your parts inhibiting corrosion for up to five years, is now an option available in Tuff Tainer dividers.

To order Zerust dividers for your specific Tuff Tainer or Super Satchel, see below:

<b>T2003</b>	(page 22)	15/pack	Order#	2012ZP
<b>T3003</b>	(page 26)	12/pack	Order #	3012ZP
<b>T4007</b>	(page 28)	12/pack	Order #	4712ZP
<b>T5007</b>	(page 31)	12/pack	Order #	5712ZP
<b>T6004</b>	(page 31)	12/pack	Order #	6012ZP
<b>T7003</b>	(page 31)	12/pack	Order #	7012ZP
<b>T7004</b>	(page 31)	12/pack	Order #	7012ZP
<b>T9101</b>	(page 32)	12/pack	Order #	5712ZP
<b>T9007</b>	(page 32)	12/pack	Order #	9012ZP



Zerust is a registered trademark of Northern Technologies International Corporation.

To order Non-Zerust dividers for your specific Tuff Tainer or Super Satchel, see below:

<b>T1002</b>	(page 20)	12/pack	Order #	1012DP	Order Bulk #	601331
<b>T2003</b>	(page 22)	15/pack	Order #	2012DP	Order Bulk #	601321
<b>T3003</b>	(page 26)	12/pack	Order #	3412DP	Order Bulk #	601320
<b>T4007</b>	(page 28)	12/pack	Order #	4712DP	Order Bulk #	601370
<b>T5007</b>	(page 31)	12/pack	Order #	5712DP	Order Bulk #	601365
<b>T6004</b>	(page 31)	12/pack	Order #	6012DP	Order Bulk #	601329
<b>T7003</b>	(page 31)	12/pack	Order #	7012DP	Order Bulk #	601332
<b>T7004</b>	(page 31)	12/pack	Order #	7012DP	Order Bulk #	601332
<b>T9101</b>	(page 32)	12/pack	Order #	5712DP	Order Bulk #	601365
<b>T9007</b>	(page 32)	12/pack	Order #	9012DP	Order Bulk #	601372



To order IDS (Infinite Divider System) dividers, see below:

<b>T300</b>	(page 22)	8/pack	Order #	3108DP	Order Bulk #	601316
<b>T600</b>	(page 27)	8/pack	Order #	6108DP	Order Bulk #	601308
<b>T900</b>	(page 30)	8/pack	Order #	9108DP	Order Bulk #	601310



Compartment ribbed at 1/16" (0.16 cm) increments.  
US Patent 4,838,445

## Flambeau Cases

Flambeau leads the industry in case design and manufacturing. Our stock line provides you with the widest variety and choices in the industry and with a reputation for selection, value, style, protection, and presentation options. You can choose from over 300 injection and blow molded cases that will meet your budget and exceed your performance expectations. Constructed of high density polyethylene (HDPE), our blow molded case line boasts of protection for even the most sensitive cargo! Most Flambeau cases are in stock and ready to ship through our Express Service program. With nearly endless sizes and options, your experience in buying a Flambeau case will be complemented when you use our proven expertise to help you customize any one of our cases. Customization includes engraving, printing, labeling, die-cut foam, custom molded interiors and now in-mold decorating/labeling process which is molded into the case, impervious to common chemicals, scratch-resistant and peel-proof.

## Tradesman™ Case



Highly adaptable, dependable, sleek and professional, the Tradesman is a popular pick and has a proven record in almost every industry. This polypropylene case is available in three sizes and is commonly used by OEM, wholesale and retail for equipment and/or part storage, merchandise presentation, professional sales presentations, and “Point-of-Purchase”. This lightweight durable case is a natural in any setting. The Tradesman features a dual overlapping closure which forms a natural dust barrier and is resistant to moisture.



The Tradesman case is one of Flambeau’s most popular cases to customize. Custom options include engraving, printing, labeling, die-cut foam and the in-mold labeling process which is nearly indestructible and impervious to chemicals.



Pictured left to right are the three sizes available in the Tradesman Case: 10-1/2" (26.67 cm), 14" (35.56 cm), and 17" (43.18 cm).



Stock colors for the Tradesman case line include Black, and Translucent Clear. Custom colors are available. Please call Customer Service at 1-800-344-5716 for stock and custom color availability.



The Tradesman case has a heavy-duty integrated handle and one-touch sliding lockable latches which give you quick but secure access.

Tradesman™ Cases Continued on Page 36

# CASES

## Custom Options Enhance Interest

In a changing and challenging market, Point-of-Purchase has become more important than ever before as companies look for ways to reduce cost and improve sales. Using the Flambeau Tradesman™, options such as in-mold decorating, labeling, engraving, and custom foam interiors (as shown here) enhance consumer interest.



## Flambeau® Tradesman™ & Merchant X Cases



### Tradesman™ Cases

- 10-1/2" (26.67 cm) is available in black & translucent clear & blue; black case is available with or without foam
- 14" (35.56 cm) is available in black & translucent clear & blue; black case is available with or without foam
- 17" (43.18 cm) is available in black & translucent clear only; black case is available with or without foam

Model Number	Stock Number	Description	Dimensions (Inside, L x W x D)	Packed
6775TC	6775TC	10-1/2" (26.67 cm) Black - without Foam	9-1/2" x 5-3/4" x 2-3/4" (24.13 x 14.61 x 6.99 cm)	14/ctn
6775TB	6775TB	10-1/2" (26.67 cm) Black - without Foam - Biodegradable		
6776TC	6776TC	10-1/2" (26.67 cm) Black - with Convuluted Foam		
6775WF	6775WF	10-1/2" (26.67 cm) Black - with Convuluted Foam Lid & Diced Foam Base		
6775TF	6775TF	10-1/2" (26.67 cm) Translucent Clear		
6775TD	6775TD	10-1/2" (26.67 cm) Translucent Blue		
6780TC	6780TC	14" (35.56 cm) Black - without Foam	13-1/4" x 7-3/8" x 3" (33.66 x 18.73 x 7.62 cm)	14/ctn
6780TB	6780TB	14" (35.56 cm) Black - without Foam - Biodegradable		
6781TC	6781TC	14" (35.56 cm) Black - with Convuluted Foam		
6780XG	6780XG	14" (35.56 cm) Black - with Convuluted Foam Lid & Diced Foam Base		
6780TN	6780TN	14" (35.56 cm) Translucent Clear		
6780TP	6780TP	14" (35.56 cm) Translucent Blue		
6785TC	6785TC	17" (43.18 cm) Black - without Foam	16-3/8" x 9-1/4" x 3-1/2" (41.59 x 23.50 x 8.89 cm)	6/ctn
6785TB	6785TB	17" (43.18 cm) Black - without Foam - Biodegradable		
6785TE	6785TE	17" (43.18 cm) Black - with Convuluted Foam		
6785UP	6785UP	17" (43.18 cm) Black - with Convuluted Foam Lid & Diced Foam Base		
6785TI	6785TI	17" (43.18 cm) Translucent Clear		



### Merchant X Cases: An Xcellent complement to our Tradesman Case Line

The Merchant X10 & X12 cases feature integral handle, mechanical hinge and lockable sliding latches. Designed with deep base (40/60) for greater storage area. Both sizes are available from stock in black or translucent clear.


Model Number	Stock Number	Description	Dimensions (Inside, L x W x D)	Packed
6772TC	6772TC	10" (25.4 cm) Black - without Foam	9-5/8" x 7-1/8" x 2-4/5" (24.45 x 18.10 x 7.11 cm)	12/ctn
6772TB	6772TB	10" (25.4 cm) Black - without Foam - Biodegradable		
6772TF	6772TF	10" (25.4 cm) Black - with Flat Foam Lid and Convuluted Base		
6772TD	6772TD	10" (25.4 cm) Translucent Clear - without Foam		
6777TC	6777TC	12" (30.48 cm) Black - without Foam	11" x 7-1/4" x 3-1/4" (27.94 x 18.41 x 8.25 cm)	12/ctn
6777TB	6777TB	12" (30.48 cm) Black - without Foam - Biodegradable		
6777TF	6777TF	12" (30.48 cm) Black - with Flat Foam Lid & Diced Foam Base		
6777TD	6777TD	12" (30.48 cm) Translucent Clear - without Foam		

## Satchel-Style Cases

A fantastic heavy-duty professional case! The Satchel case is commonly used as a parts or sales sample kit. The tinted lid is made of a high impact, scratch-resistant terpolymer, that gives you a quick view of parts. The case base, dividers, handle and catches are all molded from impact resistant polypropylene. Satchel Cases – a popular pick due to its durability, ease of use and an esthetic value. Large and small sizes available.

- Comfortable fold-down handle
- Tinted “quick-view” lid
- Can be customized (color or company logo)
- Rust-proof heavy-duty hinges

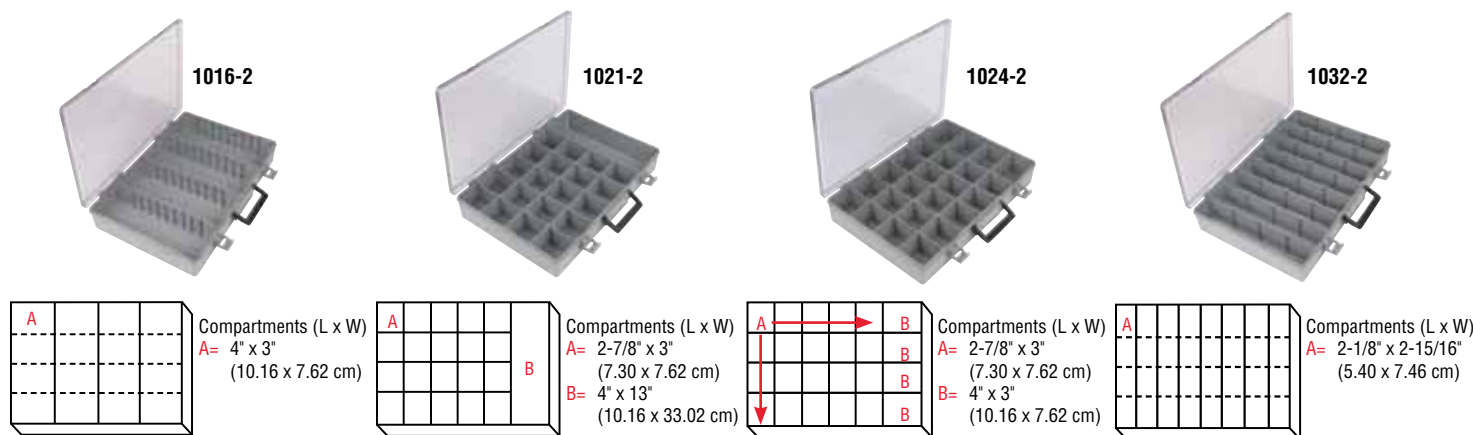
## Small Satchel-Style Cases



Model Number	Stock Number	Description inch (centimeter)	Dimensions (Outside, L x W x D)	Packed
711-2	6771UA	Tinted translucent lid, 1 compartment	15-1/2" x 11-3/4" x 2-1/2" (39.37 x 28.85 x 6.35 cm)	12/ctn
724-2	6770PA	Tinted translucent lid, 9-24 compartments, includes 15 movable dividers	15-1/2" x 11-3/4" x 2-1/2" (39.37 x 28.85 x 6.35 cm)	12/ctn
725-2	6773AB	Double sided with tinted translucent lid, 10-25 compartments, includes 15 movable dividers	15-1/2" x 11-3/4" x 5" (39.37 x 28.85 x 12.70 cm)	6/ctn
748-2	6772AD	Double sided with tinted translucent lid, 18-48 compartments, includes 30 movable dividers	15-1/2" x 11-3/4" x 5" (39.37 x 28.85 x 12.70 cm)	6/ctn

Divider Packs Available (sold separately): 12pk of dividers for 724-2, 725-2 & 748-2 is order #6020DP. Bulk pks of dividers for 724-2, 725-2 & 748-2 is order #602025

## Large Satchel-Style Cases



Model Number	Stock Number	Description inch (centimeter)	Dimensions (Outside, L x W x D)	Packed
1016-2	6745AB	Tinted translucent lid, 4-16 compartments Includes 12 movable dividers	18-1/2" x 13" x 3" (46.99 x 33.02 x 7.62 cm)	6/ctn
1021-2	6745AG	Tinted translucent lid, 21 compartments	18-1/2" x 13" x 3" (46.99 x 33.02 x 7.62 cm)	6/ctn
1024-2	6745AA	Tinted translucent lid, 24 compartments	18-1/2" x 13" x 3" (46.99 x 33.02 x 7.62 cm)	6/ctn
1032-2	6745AC	Tinted translucent lid, 8-32 compartments Includes 24 movable dividers	18-1/2" x 13" x 3" (46.99 x 33.02 x 7.62 cm)	6/ctn

Divider Packs Available (sold separately): 12 pk of dividers for 1016-2 is order #6014DP. Bulk pks of dividers for 1016-2 is order #601312. 12 pk of dividers for 1032-2 is order #6013DP. Bulk pks of dividers for 1032-2 is order #601303.



# CASES

## Infinity™ Case



With flair, style and professional presence, the Infinity is designed to give you a high level of protection with a modern look.



Empty

Convoluted & Flat

Convoluted & Diced

Offered with or without foam, the Infinity is available in a variety of sizes and depths.



The Infinity lends itself to customization including engraving, printing, labeling, die-cut foam, custom colors and the in-mold labeling/decorating process (see **pages 9 & 10**). Made of high-density polyethylene (HDPE) the case is impervious to most chemicals, gasoline & is an excellent case for most applications.



The Infinity features a natural dust seal and double wall protection in the lid and base that naturally creates an interior impact barrier helping the case become crush resistant and withstand a 30 pound impact test. The dual latch system provides easy latching with confidence of security even in the harshest conditions.



Infinity Pin Hinge



Infinity Locking Hole

Some Size Samples of Infinity Cases

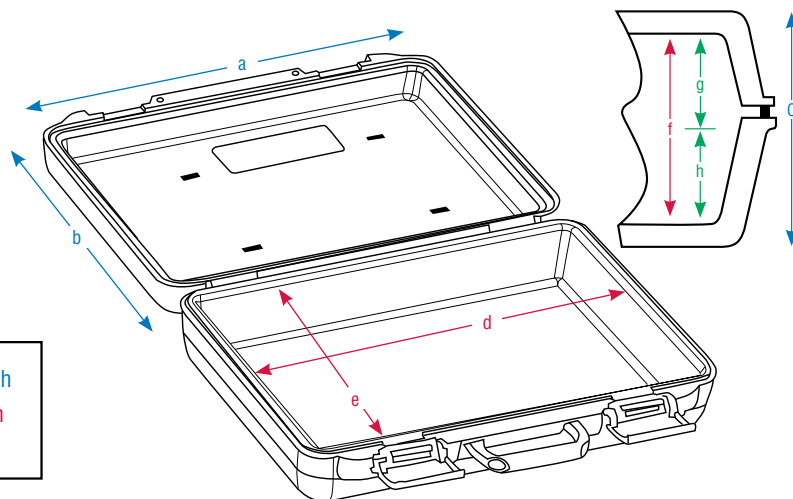


Infinity 27  
50817

## Infinity™ Cases

This blow molded case with double wall construction gives you the highest protection level possible.

- Offered with or without foam
- Select styles available in integral or pin hinge



### Drawing Key

a = Exterior Length    b = Exterior Width    c = Overall Exterior Depth  
 d = Interior Length    e = Interior Width    f = Overall Interior Depth  
 g = Interior Lid Depth    h = Interior Base Depth

Stock Number	Style	Interior Dimensions: L x W x overall D (d x e x f) inches (cm)	Interior Depth: Lid = g Base = h inches (cm)	Exterior Dimensions: L x W x overall D (a x b x c) inches (cm)	Standard Handle / Latch	Description
20190 50190	Infinity 10 FH 4	8-1/4 x 5-7/16 x 3-5/16 (20.96 x 13.81 x 8.41)	g = 1-5/16 (3.33) h = 1-15/16 (4.92)	10-1/8 x 8-1/8 x 4 (25.72 x 20.64 x 10.16)	H052 / L089	foam option available
20250 50250	Infinity 12 FQ 2-1/2	9-1/2 x 6-5/8 x 1-3/4 (24.13 x 16.83 x 4.45)	g = 3/8 (0.95) h = 1-3/8 (3.49)	12 x 9 x 2-1/2 (30.48 x 22.86 x 6.35)	none / L089	foam option available
20290 50290	Infinity 12 FQ 4-1/2	9-1/2 x 6-5/8 x 3-3/16 (24.13 x 16.83 x 8.10)	g = 2-7/16 (6.19) h = 2-3/8 (6.03)	12 x 9 x 4-1/2 (30.48 x 22.86 x 11.43)	H052 / L089	foam option available
20330 50330	Infinity 14 FV 4	11-1/2 x 8-1/2 x 3-3/16 (29.21 x 21.59 x 8.10)	g = 1-3/8 (3.49) h = 1-13/16 (4.60)	14 x 10-1/2 x 4 (35.56 x 26.67 x 10.16)	H052 / L089	foam option available
20350 50350	Infinity 14 FV 5	11-1/2 x 8-1/2 x 4-1/4 (29.21 x 21.59 x 10.80)	g = 1-7/8 (4.76) h = 2-3/8 (6.03)	14 x 10-1/2 x 5 (35.56 x 26.67 x 12.70)	H052 / L089	Integral Hinge foam option available
20351 50351	Infinity 14 FV 5	11-1/2 x 8-1/2 x 4-1/4 (29.21 x 21.59 x 10.80)	g = 1-7/8 (4.76) h = 2-3/8 (6.03)	14 x 10-1/2 x 5 (35.56 x 26.67 x 12.70)	H052 / L089	Pin Hinge foam option available
20410 50410	Infinity 17 FW 4-1/2	14-3/8 x 10 x 3-7/16 (36.51 x 25.40 x 8.73)	g = 1-1/4 (3.18) h = 2-3/16 (5.56)	17 x 14-1/2 x 4-1/2 (43.18 x 36.83 x 11.43)	H023 / L085	foam option available
20430 50430	Infinity 17 FW 6-1/2	14-3/8 x 10 x 5-9/16 (36.51 x 25.40 x 14.13)	g = 2-5/16 (5.87) h = 3-1/4 (8.26)	17 x 14-1/2 x 6-1/2 (43.18 x 36.83 x 16.51)	H023 / L085	foam option available
20470 50470	Infinity 20 FX 5-1/2	17-3/4 x 12-5/8 x 4-1/16 (45.09 x 32.07 x 11.75)	g = 1-13/16 (4.60) h = 2-1/4 (5.72)	20 x 15 x 5-1/2 (50.80 x 38.10 x 13.97)	H023 / L095	foam option available
20500 50500	Infinity 20 FX 8-1/2	17-3/4 x 12-5/8 x 7-1/2 (45.09 x 32.07 x 19.05)	g = 3-1/4 (8.26) h = 4-1/4 (10.80)	20 x 15 x 8-1/2 (50.80 x 38.10 x 21.59)	H023 / L095	foam option available
50817	Infinity 27 FZ 8-1/2	24-15/16 x 14-3/16 x 7-1/2 (63.33 x 36.03 x 19.05)	g = 1-1/2 (3.81) h = 6 (15.24)	27-3/8 x 18 x 8-1/2 (69.53 x 45.72 x 21.59)	H074 / L115	foam option available
50845	Infinity 43 FZ 7	40-5/8 x 14-7/16 x 6 (103.18 x 36.67 x 15.24)	g = 1-1/2 (3.81) h = 4-1/2 (11.43)	43 x 18-15/16 x 7 (109.22 x 46.51 x 17.78)	H074 / L116	foam option available

# CASES

## “P” Series - Pin Hinge Case



The “P” Series case is a Flambeau original and has a proven track record in most industries and applications.

This pin-hinge style high-density polyethylene (HDPE) blow molded case features heavy-duty latches, double-wall lid protection and is impervious to most chemicals and gasoline.



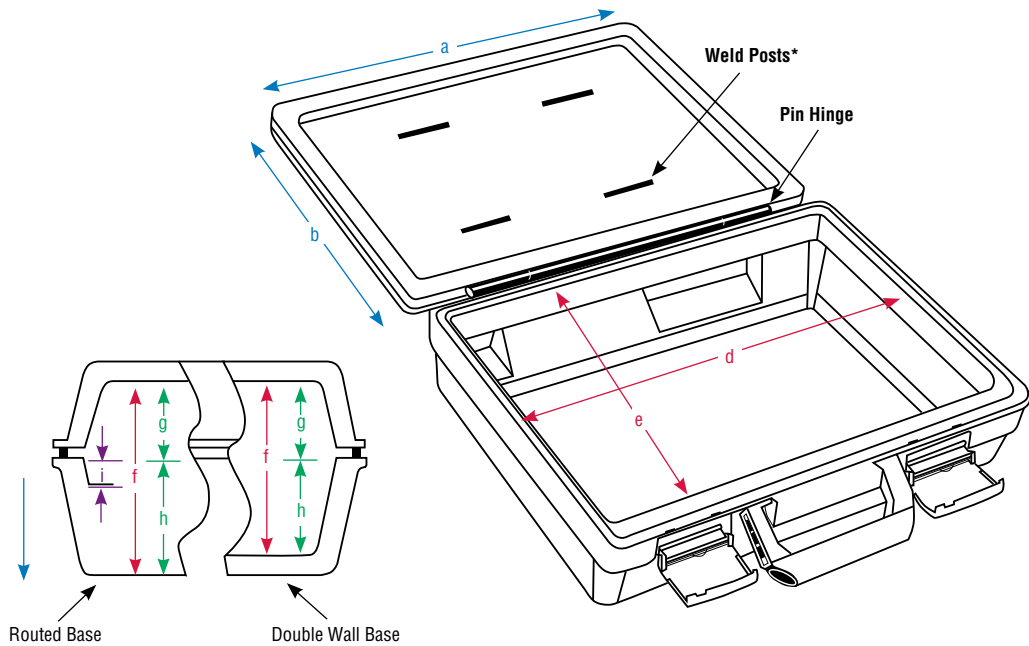
The routed base option is designed to accommodate our standard solid sheet or diced foam and is available in a variety of sizes and depths. Please call Customer Service for size availability.



The “P” Series is easily customized through engraving, printing, labeling, custom colors, die-cut foam, molded interiors and in-mold decorating/labeling process (molded into the case) which is nearly indestructible.

### Drawing Key

- a = Exterior Length
- b = Exterior Width
- c = Overall Exterior Depth
- d = Interior Length
- e = Interior Width
- f = Overall Interior Depth
- g = Interior Lid Depth
- h = Interior Base Depth
- i = Routed Depth



\* Number of weld posts may vary.

Stock Number	Style	Interior Dimensions: L x W x overall D (d x e x f) inches (cm)	Routed Depth = i inches (cm)	Interior Depth: Lid = g Base = h inches (cm)	Exterior Dimensions: L x W x overall D (a x b x c) inches (cm)	Standard Handle / Latch	Comments inches (cm)
18673	PB 1-5/8	6-13/16 x 3-3/16 x 1-5/16 (17.30 x 8.10 x 3.33)	1/4 (0.64)	g = 1/8 (0.32) h = 1-3/16 (3.02)	7-1/2 x 4-1/2 x 1-5/8 (19.05 x 11.43 x 4.13)	none / L089	foam option available
17873	PC 3-1/8	7-1/4 x 5-7/8 x 2-13/16 (18.42 x 14.92 x 7.14)	7/16 (1.11)	g = 5/8 (1.59) h = 2-3/16 (5.56)	8-1/2 x 7-13/16 x 3-1/8 (21.59 x 19.84 x 7.94)	H001 / L089	foam option available

“P” Series Cases Continued on page 41



Stock Number	Style	Interior Dimensions: L x W x overall D (d x e x f) inches (cm)	Routed Depth = i inches (cm)	Interior Depth: Lid = g Base = h inches (cm)	Exterior Dimensions: L x W x overall D (a x b x c) inches (cm)	Standard Handle / Latch	Comments inches (cm)
16887 50032 [E]	PC 3-9/16	7-1/4 x 5-7/8 x 3-1/4 (18.42 x 14.92 x 8.26)	7/16 (1.11)	g = 5/8 (1.59) h = 2-5/8 (6.67)	8-1/2 x 7-13/16 x 3-9/16 (21.59 x 19.84 x 9.05)	H001 / L089	4-7/8 x 1-7/8 (12.38 x 4.76) label recess, foam opt. avl.
15865	PC 3-9/16	7-1/4 x 5-7/8 x 3-1/4 (18.42 x 14.92 x 8.26)	7/16 (1.11)	g = 5/8 (1.59) h = 2-5/8 (6.67)	8-1/2 x 7-13/16 x 3-9/16 (21.59 x 19.84 x 9.05)	H001 / L089	3-1/4 x 1-1/2 (8.26 x 3.81) label recess
16070	PF 1-3/4	8-5/8 x 4 x 1-7/16 (21.91 x 10.16 x 3.65)	7/16 (1.11)	g = 5/8 (1.59) h = 13/16 (2.06)	9-1/2 x 5-3/4 x 1-3/4 (24.13 x 14.61 x 4.45)	none / L089	
16716	PF 3-1/8	8-5/8 x 4 x 2-13/16 (21.91 x 10.16 x 7.14)	7/16 (1.11)	g = 5/8 (1.59) h = 3-3/16 (8.10)	9-1/2 x 5-3/4 x 3-1/8 (24.13 x 14.61 x 7.94)	H001 / L089	
17474 50048 [E]	PH 3-1/8	9-1/8 x 6-1/2 x 2-13/16 (23.18 x 16.51 x 7.14)	7/16 (1.11)	g = 5/8 (1.59) h = 2-3/16 (5.56)	10 x 8-5/16 x 3-1/8 (25.40 x 21.11 x 7.94)	H001 / L089	foam option available
18964	PH 3-7/16	9-1/8 x 6-1/2 x 3-1/8 (23.18 x 16.51 x 7.94)	7/16 (1.11)	g = 15/16 (2.38) h = 2-3/16 (5.56)	10 x 8-5/16 x 3-7/16 (25.40 x 21.11 x 8.73)	H001 / L089	
17383	PH 3-9/16	9-1/8 x 6-1/2 x 3-1/4 (23.18 x 16.51 x 8.26)	7/16 (1.11)	g = 5/8 (1.59) h = 2-5/8 (6.67)	10 x 8-5/16 x 3-9/16 (25.40 x 21.11 x 9.05)	H001 / L089	
18290	PH 3-7/8	9-1/8 x 6-1/2 x 3-9/16 (23.18 x 16.51 x 9.05)	7/16 (1.11)	g = 15/16 (2.38) h = 2-5/8 (6.67)	10 x 8-5/16 x 3-7/8 (25.40 x 21.11 x 9.84)	H001 / L089	
16615	PQ 2-3/8	11-3/8 x 7 x 2-1/16 (28.89 x 17.78 x 5.24)	7/16 (1.11)	g = 15/16 (2.38) h = 1-1/8 (2.86)	12-1/4 x 8-13/16 x 2-3/8 (31.12 x 22.38 x 6.03)	none / L089	
18924	PQ 3-7/16	11-3/8 x 7 x 3-1/8 (28.89 x 17.78 x 7.94)	7/16 (1.11)	g = 15/16 (2.38) h = 2-3/16 (5.56)	12-1/4 x 8-13/16 x 3-7/16 (31.12 x 22.38 x 8.73)	H052 / L089	
12349	PQ 3-13/16	11-3/8 x 7 x 3-7/16 (28.89 x 17.78 x 8.73)	7/16 (1.11)	g = 1-1/4 (3.18) h = 2-3/16 (5.56)	12-1/4 x 8-13/16 x 3-13/16 (31.12 x 22.38 x 9.68)	H052 / L089	
12347 50025 [E]	PQ 3-7/8	11-3/8 x 7 x 3-9/16 (28.89 x 17.78 x 9.05)	7/16 (1.11)	g = 15/16 (2.38) h = 2-5/8 (6.67)	12-1/4 x 8-13/16 x 3-7/8 (31.12 x 22.38 x 8.84)	H052 / L089	foam option available
15658	PV 3-1/8	12-11/16 x 8-15/16 x 2-13/16 (32.23 x 22.70 x 7.14)	7/16 (1.11)	g = 5/8 (1.59) h = 2-3/16 (5.56)	13-1/2 x 10-13/16 x 3-1/8 (34.29 x 27.46 x 7.94)	H052 / L089	
16952	PV 3-7/16	12-11/16 x 8-15/16 x 3-1/8 (32.23 x 22.70 x 7.94)	7/16 (1.11)	g = 15/16 (2.38) h = 2-3/16 (5.56)	13-1/2 x 10-13/16 x 3-7/16 (34.29 x 27.46 x 8.73)	H052 / L089	
16541	PV 3-11/16	12-11/16 x 8-15/16 x 3-3/8 (32.23 x 22.70 x 8.57)	7/16 (1.11)	g = 5/8 (1.59) h = 2-3/4 (6.99)	13-1/2 x 10-13/16 x 3-11/16 (34.29 x 27.46 x 9.37)	H052 / L089	
17976 50024 [E]	PV 4	12-11/16 x 8-15/16 x 3-11/16 (32.23 x 22.70 x 9.37)	7/16 (1.11)	g = 15/16 (2.38) h = 2-3/4 (6.99)	13-1/2 x 10-13/16 x 4 (34.29 x 27.46 x 10.16)	H052 / L089	foam option available
12276 50026 [E]	PV 5-1/8	12-11/16 x 8-15/16 x 4-3/4 (32.23 x 22.70 x 12.07)	7/16 (1.11)	g = 1-1/2 (3.81) h = 3-1/4 (8.26)	13-1/2 x 10-13/16 x 5-1/8 (34.29 x 27.46 x 13.02)	H052 / L089	foam option available
16965	PV 6-1/8	12-11/16 x 8-15/16 x 5-5/8 (32.23 x 22.70 x 14.29)	7/16 (1.11)	g = 1-7/8 (4.76) h = 3-3/4 (9.53)	13-1/2 x 10-13/16 x 6-1/8 (34.29 x 27.46 x 15.56)	H052 / L089	
11583 50030 [E]	PW 4	14 x 10-3/4 x 3-1/2 (35.56 x 27.31 x 8.89)	1-1/4 (3.18)	g = 5/8 (1.59) h = 2-7/8 (7.30)	15-1/2 x 13-5/16 x 4 (39.37 x 33.81 x 10.16)	H023 / L085	foam option available
11585	PW 4-3/4	14 x 10-3/4 x 4-1/4 (35.56 x 27.31 x 10.80)	1-1/4 (3.18)	g = 1-3/8 (3.49) h = 2-7/8 (7.30)	15-1/2 x 13-5/16 x 4-3/4 (39.37 x 33.81 x 12.07)	H023 / L085	
11598	PW 4-3/4	14 x 10-3/4 x 4 (35.56 x 27.31 x 10.16)	1-1/4 (3.18)	g = 1-3/8 (3.49) h = 2-5/8 (6.67)	15-1/2 x 13-5/16 x 4-3/4 (39.37 x 33.81 x 12.07)	H023 / L085	double wall base
11664	PW 5-1/2	14 x 10-3/4 x 5 (35.56 x 27.31 x 12.70)	1-1/4 (3.18)	g = 2-1/8 (5.40) h = 2-7/8 (7.30)	15-1/2 x 13-5/16 x 5-1/2 (39.37 x 33.81 x 13.97)	H023 / L085	
17977 50053 [E]	PW 6-1/4	14 x 10-3/4 x 5-3/4 (35.56 x 27.31 x 14.61)	1-1/4 (3.18)	g = 2-1/8 (5.40) h = 3-5/8 (9.21)	15-1/2 x 13-5/16 x 6-1/4 (39.37 x 33.81 x 15.88)	H023 / L026	foam option available 17977 uses latch L085
11588	PW 6-1/4	14 x 10-3/4 x 5-5/8 (35.56 x 27.31 x 14.29)	1-1/4 (3.18)	g = 2-3/4 (6.98) h = 2-7/8 (7.30)	15-1/2 x 13-5/16 x 6-1/4 (39.37 x 33.81 x 15.88)	H023 / L085	
12090	PX 3-1/2	17 x 13 x 3 (43.18 x 33.02 x 7.62)	15/16 (2.38)	g = 1-3/8 (3.49) h = 1-5/8 (4.13)	18-1/2 x 15-9/16 x 3-1/2 (46.99 x 39.53 x 8.89)	Integral / L037	
16607 50050 [E]	PX 5	17 x 13 x 4-1/2 (43.18 x 33.02 x 11.43)	15/16 (2.38)	g = 1-3/8 (3.49) h = 3-1/8 (7.94)	18-1/2 x 15-9/16 x 5 (46.99 x 39.53 x 12.70)	H023 / L026	
12097	PX 6-1/4	17 x 13 x 5-5/8 (43.18 x 33.02 x 14.29)	15/16 (2.38)	g = 1-3/4 (4.45) h = 3-7/8 (9.84)	18-1/2 x 15-9/16 x 6-1/4 (46.99 x 39.53 x 15.88)	Integral / L037	
12101 50051 [E]	PX 8	17 x 13 x 7-3/8 (43.18 x 33.02 x 18.73)	15/16 (2.38)	g = 3-1/2 (8.89) h = 3-7/8 (9.84)	18-1/2 x 15-9/16 x 8 (46.99 x 39.53 x 20.32)	H023 / L026	
12023	PX 8	17 x 13 x 7-3/8 (43.18 x 33.02 x 18.73)	15/16 (2.38)	g = 3-1/2 (8.89) h = 3-7/8 (9.84)	18-1/2 x 15-9/16 x 8 (46.99 x 39.53 x 20.32)	H023 / L085	
18925	PX 8	17 x 13 x 7 (43.18 x 33.02 x 17.78)	15/16 (2.38)	g = 3-1/2 (8.89) h = 3-1/2 (8.89)	18-1/2 x 15-9/16 x 8 (46.99 x 39.53 x 20.32)	H023 / L085	
12211 50045 [E]	PZ 4-1/2	24-1/2 x 13 x 3-5/8 (62.23 x 33.02 x 9.21)	1-1/8 (2.86)	g = 7/8 (2.22) h = 2-3/4 (6.99)	26 x 15-9/16 x 4-1/2 (66.04 x 39.53 x 11.43)	H023 / L095	
12414 50088 [E]	PZ 8	24-1/2 x 13 x 7-3/8 (62.23 x 33.02 x 18.73)	1-1/8 (2.86)	g = 3-1/2 (8.89) h = 3-7/8 (9.84)	26 x 15-9/16 x 8 (66.04 x 39.53 x 20.32)	H023 / L095	foam option available optional integral handle
12415 50415 [E]	PZ 9	24-1/2 x 13 x 8-3/8 (62.23 x 33.02 x 21.27)	1-1/8 (2.86)	g = 3-1/2 (8.89) h = 4-7/8 (12.38)	26 x 15-9/16 x 9 (66.04 x 39.53 x 22.86)	H023 / L095	foam option available optional integral handle



# CASES

## “R” Series - Integral Hinge Case



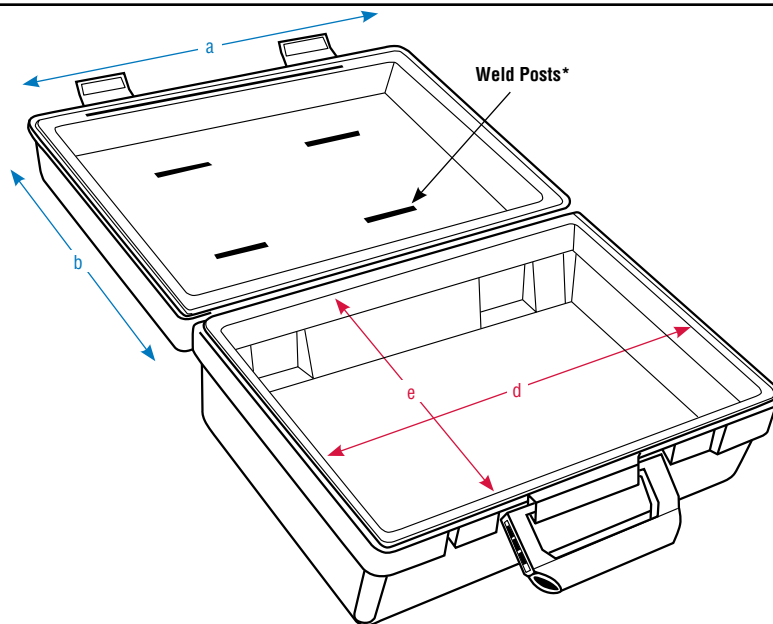
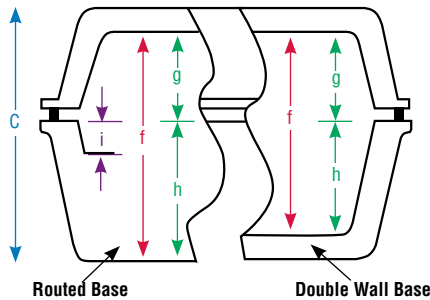
Expect performance from the Flambeau “R” series cases. With a wide range of cases to choose from, this case family features an integral hinge and latch system. This case is simple and reliable and is our most economical blow molded case offering.

Constructed from high-density polyethylene (HDPE) this case is tough enough for almost any challenge. Available as a double-wall case, or with a routed base to accommodate foam, this case offers maximum protection. A broad range of sizes and depths are available.



### Drawing Key

- a = Exterior Length
- b = Exterior Width
- c = Overall Exterior Depth
- d = Interior/Routed Opening Length
- e = Interior/Routed Opening Width
- f = Overall Interior Depth
- g = Interior Lid Depth
- h = Interior Base Depth
- i = Routed Depth



\* Number of weld posts may vary.

“R” Series Cases Continued on page 43

Stock Number	Style	Interior Dimensions: L x W x overall D (d x e x f) inches (cm)	Routed Depth = i inches (cm)	Interior Depth: Lid = g Base = h inches (cm)	Exterior Dimensions: L x W x overall D (a x b x c) inches (cm)	Standard Handle / Latch	Comments inches (cm)
2504	RA 2-1/16	6-5/8 x 4-3/4 x 1-3/4 (16.83 x 12.07 x 4.45)	7/16 (1.11)	g = 5/8 (1.59) h = 1-1/8 (2.86)	7-1/2 x 5-3/4 x 2-1/16 (19.05 x 14.61 x 5.24)	none / Integral	
9431	RA 2-5/8	6-5/8 x 4-3/4 x 2-5/16 (16.83 x 12.07 x 5.87)	7/16 (1.11)	g = 15/16 (2.38) h = 1-3/8 (3.49)	7-1/2 x 5-3/4 x 2-5/8 (19.05 x 14.61 x 6.67)	none / Integral	
2505	RA 3-7/16	6-5/8 x 4-3/4 x 3-1/8 (16.83 x 12.07 x 7.94)	7/16 (1.11)	g = 1 (2.54) h = 2-3/16 (5.56)	7-1/2 x 5-3/4 x 3-7/16 (19.05 x 14.61 x 8.73)	none / Integral	
48-9411	RB 1-1/4	6-13/16 x 3-3/16 x 15/16 (17.30 x 8.10 x 2.38)	1/4 (0.64)	g = 1/8 (0.32) h = 13/16 (2.06)	7-1/2 x 4 x 1-1/4 (19.05 x 10.16 x 3.18)	none / Integral	
48-9512	RB 1-5/8	6-13/16 x 3-3/16 x 1-5/16 (17.30 x 8.10 x 3.33)	1/4 (0.64)	g = 1/8 (0.32) h = 1-3/16 (3.02)	7-1/2 x 4 x 1-5/8 (19.05 x 10.16 x 1.59)	none / Integral	
48-9513	RB 1-5/8	6-13/16 x 3-3/16 x 1-5/16 (17.30 x 8.10 x 3.33)	1/4 (0.64)	g = 1/2 (1.27) h = 13/16 (2.06)	7-1/2 x 4 x 1-5/8 (19.05 x 10.16 x 1.59)	none / Integral	
48-9514	RB 2	6-13/16 x 3-3/16 x 1-11/16 (17.30 x 8.10 x 4.29)	1/4 (0.64)	g = 1/2 (1.27) h = 1-3/16 (3.02)	7-1/2 x 4 x 2 (19.05 x 10.16 x 5.08)	none / Integral	
48-9515	RB 2	6-13/16 x 3-3/16 x 1-11/16 (17.30 x 8.10 x 4.29)	1/4 (0.64)	g = 7/8 (2.22) h = 13/16 (2.06)	7-1/2 x 4 x 2 (19.05 x 10.16 x 5.08)	none / Integral	
48-9516	RB 2-3/8	6-13/16 x 3-3/16 x 2-1/16 (17.30 x 8.10 x 5.24)	1/4 (0.64)	g = 1/2 (1.27) h = 1-9/16 (3.97)	7-1/2 x 4 x 2-3/8 (19.05 x 10.16 x 6.03)	none / Integral	
48-9517	RB 2-3/8	6-13/16 x 3-3/16 x 2-1/16 (17.30 x 8.10 x 5.24)	1/4 (0.64)	g = 7/8 (2.22) h = 1-3/16 (3.02)	7-1/2 x 4 x 2-3/8 (19.05 x 10.16 x 6.03)	none / Integral	
48-9518	RB 2-3/4	6-13/16 x 3-3/16 x 2-7/16 (17.30 x 8.10 x 6.19)	1/4 (0.64)	g = 1/2 (1.27) h = 1-15/16 (4.92)	7-1/2 x 4 x 2-3/4 (19.05 x 10.16 x 6.99)	none / Integral	
48-9519	RB 2-3/4	6-13/16 x 3-3/16 x 2-7/16 (17.30 x 8.10 x 6.19)	1/4 (0.64)	g = 7/8 (2.22) h = 1-9/16 (3.97)	7-1/2 x 4 x 2-3/4 (19.05 x 10.16 x 6.99)	none / Integral	
48-9520	RB 3-1/8	6-13/16 x 3-3/16 x 2-13/16 (17.30 x 8.10 x 7.14)	1/4 (0.64)	g = 7/8 (2.22) h = 1-15/16 (4.92)	7-1/2 x 4 x 3-1/8 (19.05 x 10.16 x 7.94)	none / Integral	
2500	RC 1-3/4	7-9/16 x 5-7/8 x 1-7/16 (19.21 x 14.92 x 3.65)	7/16 (1.11)	g = 5/8 (1.59) h = 13/16 (2.06)	8-1/2 x 7 x 1-3/4 (21.59 x 17.78 x 4.45)	none / Integral	
2510	RC 2-3/8	7-9/16 x 5-7/8 x 2-1/16 (19.21 x 14.92 x 5.24)	7/16 (1.11)	g = 1 (2.54) h = 1-1/8 (2.86)	8-1/2 x 7 x 2-3/8 (21.59 x 17.78 x 6.03)	none / Integral	
2513	RC 3-7/8	7-9/16 x 5-7/8 x 3-9/16 (19.21 x 14.92 x 9.05)	7/16 (1.11)	g = 1 (2.54) h = 2-5/8 (6.67)	8-1/2 x 7 x 3-7/8 (21.59 x 17.78 x 9.84)	H001 / Integral	
2524	RF 1-3/4	8-5/8 x 4 x 1-7/16 (21.91 x 10.16 x 3.65)	7/16 (1.11)	g = 5/8 (1.59) h = 13/16 (2.06)	9-1/2 x 5 x 1-3/4 (24.13 x 12.70 x 4.45)	none / Integral	
2527	RF 3-1/8	8-5/8 x 4 x 2-13/16 (21.91 x 10.16 x 7.14)	7/16 (1.11)	g = 5/8 (1.59) h = 2-3/16 (5.56)	9-1/2 x 5 x 3-1/8 (24.13 x 12.70 x 7.94)	H001 / Integral	
2532	RH 1-3/4	9-1/8 x 6-1/2 x 1-7/16 (23.18 x 16.51 x 3.65)	7/16 (1.11)	g = 5/8 (1.59) h = 13/16 (2.06)	10 x 7-1/2 x 1-3/4 (25.40 x 19.05 x 4.45)	none / Integral	
2533	RH 2-3/8	9-1/8 x 6-1/2 x 2-1/16 (23.18 x 16.51 x 5.24)	7/16 (1.11)	g = 1 (2.54) h = 1-1/8 (2.86)	10 x 7-1/2 x 2-3/8 (25.40 x 19.05 x 6.03)	none / Integral	
2534	RH 3-1/8	9-1/8 x 6-1/2 x 2-13/16 (23.18 x 16.51 x 7.14)	7/16 (1.11)	g = 5/8 (1.59) h = 2-3/16 (5.56)	10 x 7-1/2 x 3-1/8 (25.40 x 19.05 x 7.94)	H001 / Integral	
2541	RH 3-7/16	9-1/8 x 6-1/2 x 3-1/8 (23.18 x 16.51 x 7.94)	7/16 (1.11)	g = 1 (2.54) h = 2-3/16 (5.56)	10 x 7-1/2 x 3-7/16 (25.40 x 19.05 x 7.94)	H001 / Integral	
2537	RH 3-7/8	9-1/8 x 6-1/2 x 3-9/16 (23.18 x 16.51 x 9.05)	7/16 (1.11)	g = 1 (2.54) h = 2-5/8 (6.67)	10 x 7-1/2 x 3-7/8 (25.40 x 19.05 x 9.84)	H001 / Integral	
2547	RK 2-3/8	10-1/8 x 4-1/4 x 2-1/16 (25.72 x 10.80 x 5.34)	7/16 (1.11)	g = 15/16 (2.38) h = 1-1/8 (2.86)	11 x 5-1/4 x 2-3/8 (27.94 x 13.34 x 6.03)	none / Integral	
2549	RK 3-1/8	10-1/8 x 4-1/4 x 2-13/16 (25.72 x 10.80 x 7.14)	7/16 (1.11)	g = 5/8 (1.59) h = 2-3/16 (5.56)	11 x 5-1/4 x 3-1/8 (27.94 x 13.34 x 7.94)	H001 / Integral	
9624	RK 3-9/16	10-1/8 x 4-1/4 x 3-1/4 (25.72 x 10.80 x 8.26)	7/16 (1.11)	g = 5/8 (1.59) h = 2-5/8 (6.67)	11 x 5-1/4 x 3-9/16 (27.94 x 13.34 x 9.05)	H001 / Integral	
2560	RN 1-3/4	11-3/8 x 5-1/4 x 1-7/16 (28.89 x 13.34 x 3.65)	7/16 (1.11)	g = 5/8 (1.59) h = 13/16 (2.06)	12-1/4 x 6-1/4 x 1-3/4 (31.12 x 15.88 x 4.45)	none / Integral	
2569	RN 3-7/16	11-3/8 x 5-1/4 x 3-1/8 (28.89 x 13.34 x 7.94)	7/16 (1.11)	g = 15/16 (2.38) h = 2-3/16 (5.56)	12-1/4 x 6-1/4 x 3-7/16 (31.12 x 15.88 x 8.73)	H001 / Integral	
2565	RN 3-7/8	11-3/8 x 5-1/4 x 3-9/16 (28.89 x 13.34 x 9.05)	7/16 (1.11)	g = 15/16 (2.38) h = 2-5/8 (6.67)	12-1/4 x 6-1/4 x 3-7/8 (31.12 x 15.88 x 9.84)	H001 / Integral	
2574	RQ 1-3/4	11-3/8 x 7 x 1-7/16 (28.89 x 17.78 x 3.65)	7/16 (1.11)	g = 5/8 (1.59) h = 13/16 (2.06)	12-1/4 x 8 x 1-3/4 (31.12 x 20.32 x 4.45)	none / Integral	
2581	RQ 2-1/16	11-3/8 x 7 x 1-3/4 (28.89 x 17.78 x 4.45)	7/16 (1.11)	g = 5/8 (1.59) h = 1-1/8 (2.86)	12-1/4 x 8 x 2-1/16 (31.12 x 20.32 x 5.24)	none / Integral	
2575	RQ 2-3/8	11-3/8 x 7 x 2-1/16 (28.89 x 17.78 x 5.24)	7/16 (1.11)	g = 1 (2.54) h = 1-1/8 (2.86)	12-1/4 x 8 x 2-3/8 (31.12 x 20.32 x 6.03)	none / Integral	

“R” Series Cases Continued on page 44

# CASES

Stock Number	Style	Interior Dimensions: L x W x overall D (d x e x f) inches (cm)	Routed Depth = i inches (cm)	Interior Depth: Lid = g Base = h inches (cm)	Exterior Dimensions: L x W x overall D (a x b x c) inches (cm)	Standard Handle / Latch	Comments inches (cm)
7144	RQ 2-3/4	11-3/8 x 7 x 2-3/8 (28.89 x 17.78 x 6.03)	7/16 (1.11)	g = 1-1/4 (3.18) h = 1-1/8 (2.86)	12-1/4 x 8 x 2-3/4 (31.12 x 20.32 x 6.99)	none / Integral	
2577	RQ 3-1/8	11-3/8 x 7 x 2-13/16 (28.89 x 17.78 x 7.14)	7/16 (1.11)	g = 5/8 (1.59) h = 2-3/16 (5.56)	12-1/4 x 8 x 3-1/8 (31.12 x 20.32 x 7.94)	H052 / Integral	
2579	RQ 3-7/8	11-3/8 x 7 x 3-9/16 (28.89 x 17.78 x 9.05)	7/16 (1.11)	g = 1 (2.54) h = 2-5/8 (6.67)	12-1/4 x 8 x 3-7/8 (31.12 x 20.32 x 9.84)	H001 / Integral	
2585	RQ 4-1/4	11-3/8 x 7 x 3-7/8 (28.89 x 17.78 x 9.84)	7/16 (1.11)	g = 1-1/4 (3.18) h = 2-5/8 (6.67)	12-1/4 x 8 x 4-1/4 (31.12 x 20.32 x 10.80)	H001 / Integral	
2588	RT 1-3/4	11-5/8 x 3-1/4 x 1-7/16 (29.53 x 8.26 x 3.65)	7/16 (1.11)	g = 5/8 (1.59) h = 13/16 (2.06)	12-1/2 x 4-1/4 x 1-3/4 (31.75 x 10.80 x 4.45)	none / Integral	
2590	RT 3-1/8	11-5/8 x 3-1/4 x 2-13/16 (29.53 x 8.26 x 7.14)	7/16 (1.11)	g = 5/8 (1.59) h = 2-3/16 (5.56)	12-1/2 x 4-1/4 x 3-1/8 (31.75 x 10.80 x 7.94)	none / Integral	
2618	RV 2-1/16	12-11/16 x 8-15/16 x 1-3/4 (32.23 x 22.70 x 4.45)	7/16 (1.11)	g = 5/8 (1.59) h = 1-1/8 (2.86)	13-1/2 x 10 x 2-1/16 (34.29 x 25.40 x 5.24)	none / Integral	
2596	RV 2-3/8	12-11/16 x 8-15/16 x 2-1/16 (32.23 x 22.70 x 5.24)	7/16 (1.11)	g = 1 (2.54) h = 1-1/8 (2.86)	13-1/2 x 10 x 2-3/8 (34.29 x 25.40 x 6.03)	none / Integral	
2597	RV 3-1/8	12-11/16 x 8-15/16 x 2-13/16 (32.23 x 22.70 x 7.14)	7/16 (1.11)	g = 5/8 (1.59) h = 2-3/16 (5.56)	13-1/2 x 10 x 3-1/8 (34.29 x 25.40 x 7.94)	none / Integral	
2611	RV 3-7/16	12-11/16 x 8-15/16 x 2-13/16 (32.23 x 22.70 x 7.14)	7/16 (1.11)	g = 5/8 (1.59) h = 2-13/16 (7.14)	13-1/2 x 10 x 3-7/16 (34.29 x 25.40 x 8.73)	H024 / Integral	
2600	RV 4	12-11/16 x 8-15/16 x 3-11/16 (32.23 x 22.70 x 9.67)	7/16 (1.11)	g = 1 (2.54) h = 2-3/4 (6.99)	13-1/2 x 10 x 4 (34.29 x 25.40 x 10.16)	H052 / Integral	
2605	RV 5-1/8	12-11/16 x 8-15/16 x 4-3/4 (32.23 x 22.70 x 12.07)	7/16 (1.11)	g = 1-1/2 (3.81) h = 3-1/4 (8.26)	13-1/2 x 10 x 5-1/8 (34.29 x 25.40 x 13.02)	H024 / Integral	
2619	RV 6-1/8	12-11/16 x 8-15/16 x 5-5/8 (32.23 x 22.70 x 14.29)	7/16 (1.11)	g = 1-7/8 (4.76) h = 3-3/4 (9.53)	13-1/2 x 10 x 6-1/8 (34.29 x 25.40 x 15.56)	H024 / Integral	
7205	RW 4-3/4	14 x 10-3/4 x 4-1/4 (35.56 x 27.31 x 10.80)	1-1/4 (3.18)	g = 1-3/8 (3.49) h = 2-7/8 (7.30)	15-1/2 x 12-1/4 x 4-3/4 (39.37 x 31.12 x 12.07)	H023 / Integral	optional integral handle
7279	RW 5-1/2	14 x 10-3/4 x 5 (35.56 x 27.31 x 12.70)	1-1/4 (3.18)	g = 2-1/8 (5.40) h = 2-7/8 (7.30)	15-1/2 x 12-1/4 x 5-1/2 (39.37 x 31.12 x 13.97)	H023 / Integral	optional integral handle
7207	RW 5-1/2	14 x 10-3/4 x 5 (35.56 x 27.31 x 12.70)	1-1/4 (3.18)	g = 1-3/8 (3.49) h = 3-5/8 (9.21)	15-1/2 x 12-1/4 x 5-1/2 (39.37 x 31.12 x 13.97)	H023 / Integral	optional integral handle
7203	RW 6-1/4	14 x 10-3/4 x 5-3/4 (35.56 x 27.31 x 14.61)	1-1/4 (3.18)	g = 2-1/8 (5.40) h = 3-5/8 (9.21)	15-1/2 x 12-1/4 x 6-1/4 (39.37 x 31.12 x 15.88)	H023 / Integral	optional integral handle
14523	RX 3	17 x 13 x 2-1/2 (43.18 x 33.02 x 6.35)	15/16 (2.38)	g = 7/8 (2.22) h = 1-5/8 (4.13)	18-1/2 x 14-1/2 x 3 (46.99 x 36.83 x 7.62)	H023 / Integral	optional integral handle
2725	RX 5	17 x 13 x 4-1/2 (43.18 x 33.02 x 11.43)	15/16 (2.38)	g = 1-3/8 (3.49) h = 3-1/8 (7.94)	18-1/2 x 14-1/2 x 5 (46.99 x 36.83 x 12.70)	H023 / Integral	optional integral handle
2728	RX 6-1/4	17 x 13 x 5-5/8 (43.18 x 33.02 x 14.29)	15/16 (2.38)	g = 1-3/4 (4.45) h = 3-7/8 (9.84)	18-1/2 x 14-1/2 x 6-1/4 (46.99 x 36.83 x 12.70)	H023 / Integral	optional integral handle
2742	RX 8	17 x 13 x 7-3/8 (43.18 x 33.02 x 18.73)	15/16 (2.38)	g = 3-1/2 (8.89) h = 3-7/8 (9.84)	18-1/2 x 14-1/2 x 8 (46.99 x 36.83 x 20.32)	H023 / L037	optional integral handle

## Beta Case

Durability is built into this case! Made of high-density polyethylene (HDPE), this case is impervious to most common chemicals. Featuring an integral handle, hinge and latch system, the Beta Case is built tough.





21496



50237



Beta Case with Small Logo Plate  
Plate Dimensions: 3-3/4" x 1-3/16" (9.53 x 3.02 cm)

Model Number	Stock Number	Description inches (centimeters)	Dimensions (Inside, L x W x D)	Packed
21496 	21496	Color: Black, double-wall case Lid Depth = 1-1/2 (3.81) Base Depth = 1-1/2 (3.81)	13" x 8-1/2" x 2-3/4" (33.02 x 21.59 x 6.99 cm)	16/ctn
50237 	50237	Color: Black, double-wall case with small logo plate Lid Depth = 1-1/2 (3.81) Base Depth = 1-1/2 (3.81)	13" x 8-1/2" x 2-3/4" (33.02 x 21.59 x 6.99 cm)	16/ctn

## Locker Cases

Double-wall construction offers two walls of prevention for the best protection. Featuring locking metal latches and convoluted foam interior, the Locker Cases are a secure choice and exceptional value.



15964

Model Number	Stock Number	Description	Dimensions (Inside, L x W x D)	Packed
15964	15964	Color: Black, extra wide locker case	51-1/2" x 12-7/8" x 3-3/4" (130.81 x 32.70 x 9.53 cm)	1/ctn

## Blow Molded Tradesman™ Case

Featuring extra thick walls the Blow Molded Tradesman is one of our most durable cases. This high-density polyethylene (HDPE) case is resistant to most common chemicals, gasoline and the harshest conditions. Simply, this case is built to be abused! The sleek design includes an integral handle, hinge and latch system. We encourage you to challenge this case!



Features a logo area for customization

19978

Model Number	Stock Number	Description	Dimensions (Inside, L x W x D)	Packed
19978	19978	Black double-wall case with logo plate area	15" x 8-1/2" x 3-1/2" (38.10 x 21.59 x 8.89 cm)	16/ctn

## Mailers

Reusable shipping containers from Flambeau will help you save money and give you the durability needed to protect your cargo while in transit. Our blow molded mailers feature double-wall construction and are stackable. Offered with our standard convoluted foam they are designed to protect even the most sensitive cargo. Lids and bases are separate pieces for loading convenience and feature overlapping positive edges to reduce lid movement and provide a natural dust barrier. Lids and bases must be secured for transit. Made of high-density polyethylene (HDPE) our mailers are impervious to most common chemicals and gasoline.



mailer with convoluted foam

Model Number	Stock Number	Outside Dimensions (L x W x D) inches (cm)	Inside Dimensions (L x W x D) inches (cm)	Maximum Load Size (L x W x D) inches (cm)	Packed
8792 8792-PI04	8792-PI04	12" x 10" x 3" (30.48 x 25.40 x 7.62 cm)	9-1/2" x 7" x 1-5/8" (24.13 x 17.78 x 4.13 cm)	8-1/2" x 6" x 1" (21.59 x 15.24 x 2.54 cm)	32/ctn
8793 8793-PI05	8793-PI05	12" x 10" x 5" (30.48 x 25.40 x 12.70 cm)	9-1/2" x 7" x 4" (24.13 x 17.78 x 10.16 cm)	8-1/2" x 6" x 3-1/4" (21.59 x 15.24 x 8.26 cm)	32/ctn
8794 8794-PI06	8794-PI07	14" x 12" x 3" (35.56 x 30.48 x 7.62 cm)	11-1/2" x 9" x 1-5/8" (29.21 x 22.86 x 4.13 cm)	10-1/2" x 8" x 1" (26.67 x 20.32 x 2.54 cm)	32/ctn
8286 8286-PI07	8286-PI06	14" x 12" x 5" (35.56 x 30.48 x 12.70 cm)	11-1/2" x 9" x 4" (29.21 x 22.86 x 10.16 cm)	10-1/2" x 8" x 3-1/4" (26.67 x 20.32 x 8.26 cm)	32/ctn
8162 8162-PI14	8162-PI14	8" x 6" x 3" (20.32 x 15.24 x 7.62 cm)	6" x 4" x 1-5/8" (15.24 x 10.16 x 4.13 cm)	5" x 3" x 1" (12.70 x 7.62 x 2.54 cm)	48/ctn
8161 8161-PI19	8161-PI19	21" x 15" x 5" (53.34 x 38.10 x 12.70 cm)	18" x 12" x 4" (45.72 x 30.48 x 10.16 cm)	17" x 11" x 2-1/2" (43.18 x 27.94 x 6.35 cm)	6/ctn
10133 10133-PI20	10133-PI20	27" x 14-1/2" x 7" (68.58 x 36.83 x 17.78 cm)	24" x 12" x 6" (60.96 x 30.48 x 15.24 cm)	23" x 11" x 2-5/8" (58.42 x 27.94 x 6.67 cm)	3/ctn

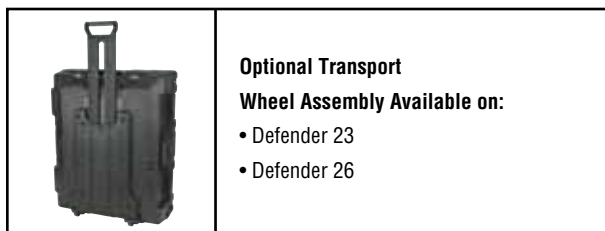
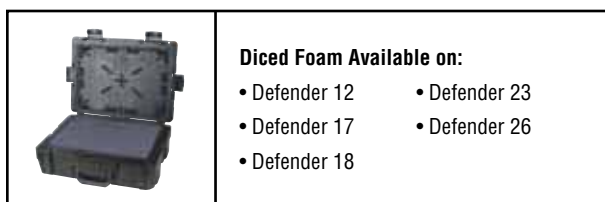




## The Defender...Just in Case!

The combination of high-density homopolymer material and double-wall construction offer increased product protection. This case is water- and chemical-resistant. Can be customized through logo engraving, Spectra-Molding™ permanent labeling, custom colors, foam or molded interior.

- ProTech™ Latches
- Rear Feet Detail (Offers increased stability for upright display)
- Exterior Banding Strap Detail (Allows case to be used as a shipping container)
- Interior Gasket Seal
- Water- and Chemical-resistant
- Crush-resistant and Stackable



Model Number	Stock Number	Description	Inside Dimensions (L x W x D) inches (cm)	Outside Dimensions (L x W x D) inches (cm)
Defender 12 (DQ 6)	50641	Defender 12	12 x 9 x 5 (30.48 x 22.86 x 12.70)	15-15/16 x 13-1/4 x 6-7/16 (40.48 x 33.65 x 16.35)
Defender 12 (DQ 6)	50641F	Defender 12 with Diced Foam	12 x 9 x 5 (30.48 x 22.86 x 12.70)	15-15/16 x 13-1/4 x 6-7/16 (40.48 x 33.65 x 16.35)
Defender 17 (DW 6)	50514	Defender 17	15 x 12 x 5 (38.10 x 30.48 x 12.70)	18-1/2 x 15 x 6-3/16 (21.59 x 38.10 x 15.72)
Defender 17 (DW 6)	50514F	Defender 17 with Diced Foam	15 x 12 x 5 (38.10 x 30.48 x 12.70)	18-1/2 x 15 x 6-3/16 (21.59 x 38.10 x 15.72)
Defender 18 (DX 7)	50642	Defender 18	15-1/2 x 10-1/4 x 6 (39.37 x 26.03 x 15.24)	20-3/4 x 15-3/4 x 7-5/16 (52.70 x 40.00 x 18.57)
Defender 18 (DX 7)	50642F	Defender 18 with Diced Foam	15-1/2 x 10-1/4 x 6 (39.37 x 26.03 x 15.24)	20-3/4 x 15-3/4 x 7-5/16 (52.70 x 40.00 x 18.57)
Defender 23 (DY 9)	50720	Defender 23	19-1/2 x 15 x 7-3/4 (49.53 x 38.10 x 19.68)	25-1/4 x 21 x 9-3/16 (64.13 x 53.34 x 23.34)
Defender 23 (DY 9)	50720F	Defender 23 with Diced Foam	19-1/2 x 15 x 7-3/4 (49.53 x 38.10 x 19.68)	25-1/4 x 21 x 9-3/16 (64.13 x 53.34 x 23.34)
Defender 23 (DY 9)	50720W	Defender 23 with Wheel Assembly	19-1/2 x 15 x 7-3/4 (49.53 x 38.10 x 19.68)	25-1/4 x 21 x 9-3/16 (64.13 x 53.34 x 23.34)
Defender 23 (DY 9)	50720FW	Defender 23 with Diced Foam and Wheel Assembly	19-1/2 x 15 x 7-3/4 (49.53 x 38.10 x 19.68)	25-1/4 x 21 x 9-3/16 (64.13 x 53.34 x 23.34)
Defender 26 (DZ 9)	50721	Defender 26	22-3/4 x 17-3/4 x 8 (57.78 x 44.04 x 20.32)	28-3/4 x 24 x 9-5/16 (73.02 x 60.96 x 23.65)
Defender 26 (DZ 9)	50721F	Defender 26 with Diced Foam	22-3/4 x 17-3/4 x 8 (57.78 x 44.04 x 20.32)	28-3/4 x 24 x 9-5/16 (73.02 x 60.96 x 23.65)
Defender 26 (DZ 9)	50721W	Defender 26 with Wheel Assembly	22-3/4 x 17-3/4 x 8 (57.78 x 44.04 x 20.32)	28-3/4 x 24 x 9-5/16 (73.02 x 60.96 x 23.65)
Defender 26 (DZ 9)	50721WF	Defender 26 with Diced Foam and Wheel Assembly	22-3/4 x 17-3/4 x 8 (57.78 x 44.04 x 20.32)	28-3/4 x 24 x 9-5/16 (73.02 x 60.96 x 23.65)

## Flambeau Case Handles & Latches

### Infinity (Reference Chart on Page 39)



**Handle - H052**  
Styles: FH, FQ (4-1/2 only) & FV




**Handle - H023**  
Styles: FW & FX



**Latch - L085**  
Style: FW



**Latch - L115**  
Style: FZ (8-1/2)



**Handle - H074**  
Style: FZ



**Latch - L089**  
Styles: FH, FQ & FV



**Latch - L095**  
Style: FX



**Latch - L116**  
Style: FZ (7)

### “P” Series (Reference Chart on Page 40-41)

Some cases do not have a handle option available, please see **pages 29-30** to see which specific cases they are.



**Handle - H001**  
Styles: PC, PF (3-1/8 only), PH



**Handle - H052**  
Styles: PQ (3-7/16, 3-13/16 & 3-7/8 only), PV



**Handle - H023**  
Styles: PW (4, 4-3/4, 5-1/2 & 6-1/4 only), PX (8 only), PZ



**Handle - Integral**  
Styles: PW, PX & PZ



**Latch - L089**  
Styles: PB, PC, PF, PH, PQ, PV



**Latch - L085**  
Styles: PW (4, 4-3/4, 5-1/2 & 6-1/4 only), PX (8 only)



**Latch - L026**  
Styles: PW (6-1/4 only)  
PX (5 & 8 only)



**Latch - L037**  
Styles: PX (3-1/2, 5, 6-1/4 & 8 only)



**Latch - L095**  
Use with Style: PZ

### “R” Series (Reference Chart on Page 43)

Some cases do not have a handle option available, please see **pages 32-33** to see which specific cases they are.



**Handle - H001**  
Styles: RA (3-1/8 & 3-7/16 only),  
RC (3-7/8 only), RF (3-1/8 only),  
RH (3-1/8, 3-7/16 & 3-7/8 only),  
RK (3-1/8 & 3-9/16 only),  
RN (3-7/16 & 3-7/8 only)  
& RQ (3-7/8 & 4-1/4 only)



**Handle - H024**  
Style: RV (3-7/16, 5-1/8 & 6-1/8 only)



**Handle - H023**  
Styles: RW, RX



**Latch - Integral**  
Styles: RA, RB, RC, RF, RH,  
RK, RN, RO, RT, RV, RW,  
& RX (3, 5 & 6-1/4 only)



**Latch - L037**  
Styles: RX (8 only)


# CASES

## Case Options

### Optional Handles and Latches



**Handle - Integral**  
P Series Case Styles  
PW, PX & PZ  
R Series Case Styles  
RW & RX



**Handle - H074**  
Gear Box & Custom Case  
Applications Only




**Handle - H040**  
Custom Case Applications  
Only



**Infinity Metal  
Latch - L078**  
Styles FW, FX & Custom  
Case Applications



**Latch - L115**  
Custom Case Applications  
Only



**Latch - L0110**  
Custom Case Applications  
Only

### Display Windows

The windows are manufactured from a clear plastic resin and can be hot stamped with your company name or logo. Four sizes of windows are available and are custom fitted to our pin hinge style cases.



**AR1466 (L x W)**  
7-1/2" x 3-1/2"  
(19.05 x 8.89 cm)



**AR1536 (L x W)**  
10-1/4" x 3"  
(26.04 x 7.62 cm)



**X-1191 Small (L x W)**  
5-15/16" x 1-15/16"  
(15.08 x 4.92 cm)



**X-1193 Large (L x W)**  
8-7/16" x 2-3/16"  
(21.43 x 5.56 cm)

### Additional Options



**Flambeau Purge Valve**



**Perimeter Gasket**



**Custom Small & Large  
Exterior Logo Plate**  
additional tooling expense



**Lid Stays**



**Interior Door(s)**  
additional tooling expense



**Interior Tray(s)**  
additional tooling expense



**Security Feature**



**Removable Lid**



**Literature Holder  
Routed Slot**



**Literature Holder  
Plastic Clip - X893**



**Literature Holder  
Elastic Strap**



**Pallets and/or File Folders**

For information on Flambeau's Custom Capabilities see the Custom Capabilities Section starting on page 9.




## Stationary & Mobile Storage

Flambeau's mobile and stationary storage systems can help you improve your space utilization and increase your productivity. Our wide variety of products gives you the flexibility to quickly select a system that works for your specific needs. With some of the most durable products in the industry, our extra heavy-duty products are constructed with copolymer resins, that are dent-proof, rust-proof, chemical-, scratch-, and impact-resistant and built to last! Many products feature brass pin hinges, positive cam-over latches, tongue and groove construction and other structural features that any professional would expect.

### IDS™ Cabinets - Infinite Divider Storage System

A hybrid between mobile and stationary storage, these cabinets have interlocking grooves for easy and secure stacking. The IDS system truly gives you mastery over your storage space with (5) IDS translucent cases featuring dividers that can be placed every 1/16" (0.16 cm) throughout the compartments! From 1 compartment to 100 compartments, each individual case fits into its own tray within the cabinet and can be easily and quickly removed to be taken to a remote site while keeping the parts secure.

- Dent-proof polypropylene housing
- Interlocking stackable cabinets
- Easily moved
- Fully extendable drawers
- Removable cases
- Infinite Divider System



IDS Cabinet with 5 trays, no boxes




IDS Cabinet with 5 trays and (5) T900 Boxes



IDS Cabinet with 5 trays and (5) 999-2 Boxes



Special interlocking grooves on the cabinets allow them to be stacked on top of each other.



T900 Inside Dimensions (L x W x D)  
13-1/8" x 8-7/8" x 1-15/16" (33.34 x 22.54 x 4.92 cm)



999-2 Inside Dimensions (L x W x D)  
13-1/8" x 8-7/8" x 1-15/16" (33.34 x 22.54 x 4.92 cm)

Model Number	Stock Number	Description inch (centimeter)	Dimensions (Outside, L x W x D)	Packed
8500NT	8500NT	Cabinet with (5) trays, no boxes	15-1/4" x 14-3/4" x 16" (13.34 x 37.47 x 40.64 cm)	1/ctn
8500ST	8500ST	Cabinet with (5) trays and (5) T900 boxes T900 boxes come with 16 dividers	15-1/4" x 14-3/4" x 16" (13.34 x 37.47 x 40.64 cm)	1/ctn
8500JT	8500JT	Cabinet with (5) trays and (5) 999-2 boxes 999-2 boxes come with 16 dividers	15-1/4" x 14-3/4" x 16" (13.34 x 37.47 x 40.64 cm)	1/ctn

See the Compartmented Box Section (pages 12-34) for additional boxes that will work within the IDS Cabinet and for replacement T900 & 999-2 IDS boxes.



# SPECIALTY STORAGE

## Parts Station™ Storage Cabinets & Rototower™

High density storage, maximum organization and cost savings efficiency can be achieved with our generous selection of reinforced durable plastic frame storage cabinets and expandable Rototower. Each drawer cabinet features styrene translucent drawers and drawer stops to prevent accidental spills while our tower has a heavy-duty tip-resistant steel base with slip-proof feet. Easy rotation is aided by our extra large ball-bearing rotating system.



Holds 16 Cabinets.

Uses the C26P and U45P Cabinets.

Not shown to scale, with cabinets to left.



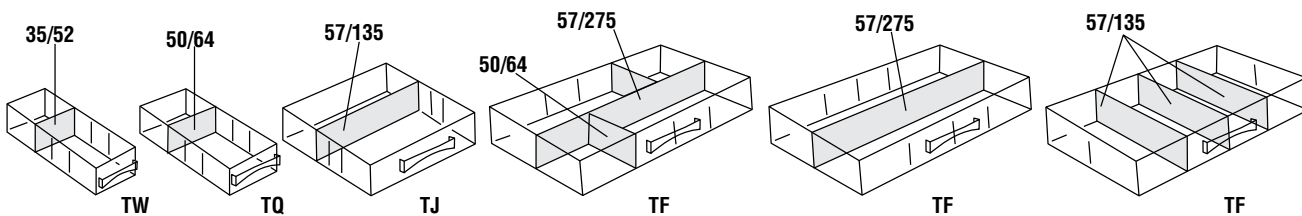
160RT Rototower™

All cabinets include (10) 35/52 dividers, all other dividers are optional

Model Number	Stock Number	Description	Uses Drawer	Uses Divider	Dimensions (Outside, L x W x H)	Packed
C20P	6575PC	Color: Gray Clear Styrene Drawers Clear Styrene Dividers	(15) TW (4) TQ (1) TF	35/52 50/64 57/275	12" x 6-1/4" x 11-1/4" (30.48 x 15.88 x 28.58 cm)	4/ctn
C26P	6576PC	Color: Gray Clear Styrene Drawers Clear Styrene Dividers	(15) TW (8) TQ (2) TJ (1) TF	35/52 50/64 57/135 57/275	12" x 6-1/4" x 16-1/2" (30.48 x 15.88 x 41.91 cm)	4/ctn
U30P	6573PC	Color: Gray Clear Styrene Drawers Clear Styrene Dividers	(30) TW	35/52	12" x 6-1/4" x 11-1/4" (30.48 x 15.88 x 28.58 cm)	4/ctn
U45P	6574PC	Color: Gray Clear Styrene Drawers Clear Styrene Dividers	(45) TW	35/52	12" x 6-1/4" x 16-1/2" (30.48 x 15.88 x 41.91 cm)	4/ctn
160RT	6798RT	Gray Rototower Holds 16 Cabinets. Uses C26P & U45P Cabinets Sold Separately	-	-	18-1/2" x 18-1/2" x 72-1/2"* (46.99 x 46.99 x 184.15 cm)	1/ctn

\* from floor to top of cabinet

## Replacement Drawers & Dividers\* (Plastic Frame Cabinets)



Model Number	Stock Number	Description	Dimensions (Inside, L x W x D)	Packed
TW	6062DP	Uses (3) 35/52 dividers, dividers sold separately	2" x 5-3/8" x 1-3/8" (5.08 x 13.65 x 3.49 cm)	6/pk
TQ	6063DP	Uses (3) 50/64 dividers, dividers sold separately	2-1/2" x 5-3/8" x 2-1/4" (6.35 x 13.65 x 5.72 cm)	6/pk
TJ	6066DP	Uses (3) 57/135 dividers, dividers sold separately	5-3/8" x 5-3/8" x 2-1/4" (13.65 x 13.65 x 5.72 cm)	6/pk
TF	6068DP	Uses (3) 57/135 or (1) 57/275 or (1) 57/275 & (6) 50/64 dividers, dividers sold separately	10-7/8" x 5-3/8" x 2-1/4" (27.62 x 13.65 x 5.72 cm)	6/pk

Model Number	Stock Number	Description	Dimensions (Inside, L x W x D)	Packed
35/52	6770DV	Divider fits in Drawer TW, Divider wall thickness 1/16" (1.588 cm)	2" x 1-1/4" x 1/8" (5.08 x 3.18 x 0.32 cm)	48/pk
50/64	6775DV	Divider fits in Drawer TQ & TF, Divider wall thickness 1/16" (1.588 cm)	2-1/2" x 2" x 1/8" (6.35 x 5.08 x 0.32 cm)	24/pk
57/135	6778DV	Divider fits in Drawers TF & TJ, Divider wall thickness 1/16" (1.588 cm)	5-3/8" x 2" x 1/8" (13.65 x 5.08 x 0.32 cm)	12/pk
57/275	6779DV	Divider fits in Drawers TF, Divider wall thickness 1/16" (1.588 cm)	10-7/8" x 2" x 1/8" (27.62 x 5.08 x 0.32 cm)	6/pk

\* Contact Customer Service for large quantity divider purchases at 1-800-344-5716.

## Large Satchel-Style Cases

A fantastic heavy-duty professional case! The Satchel case is commonly used as a parts or sales sample kit. The tinted, “quick-view” lid is made of a high impact, scratch-resistant terpolymer, that gives you a quick view of parts. The case base, dividers, handle and catches are all molded from impact resistant polypropylene. Satchel Cases – a popular pick due to its durability, ease of use and an esthetic value. Large and small\* sizes available.

- Comfortable fold-down handle
- Can be customized (color or company logo)
- Rust-proof heavy-duty hinges



1016-2



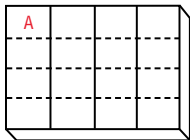
1021-2



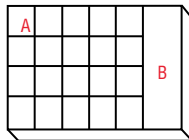
1024-2



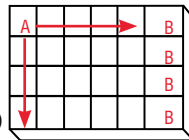
1032-2



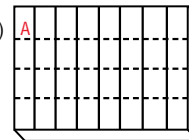
Compartments (L x W)  
A= 4" x 3"  
(10.16 x 7.62 cm)



Compartments (L x W)  
A= 2-7/8" x 3"  
(7.30 x 7.62 cm)  
B= 4" x 13"  
(10.16 x 33.02 cm)



Compartments (L x W)  
A= 2-7/8" x 3"  
(7.30 x 7.62 cm)  
B= 4" x 3"  
(10.16 x 7.62 cm)



Compartments (L x W)  
A= 2-1/8" x 2-15/16"  
(5.40 x 7.46 cm)

Model Number	Stock Number	Description inch (centimeter)	Dimensions (Outside, L x W x D)	Packed
1016-2	6745AB	Tinted translucent lid, 4-16 compartments Includes 12 movable dividers	18-1/2" x 13" x 3" (46.99 x 33.02 x 7.62 cm)	6/ctn
1021-2	6745AG	Tinted translucent lid, 21 compartments	18-1/2" x 13" x 3" (46.99 x 33.02 x 7.62 cm)	6/ctn
1024-2	6745AA	Tinted translucent lid, 24 compartments	18-1/2" x 13" x 3" (46.99 x 33.02 x 7.62 cm)	6/ctn
1032-2	6745AC	Tinted translucent lid, 8-32 compartments Includes 24 movable dividers	18-1/2" x 13" x 3" (46.99 x 33.02 x 7.62 cm)	6/ctn

Divider Packs Available (sold separately): 12 pk of dividers for 1016-2 is order #6014DP. Bulk pks of dividers for 1016-2 is order #601312. 12 pk of dividers for 1032-2 is order #6013DP. Bulk pks of dividers for 1032-2 is order #601303. \* To see the entire Satchel-Style Case Line, see page 37 of the Case Section

## Step 'N Store™ Stool

A cross between a tool box and a step stool, the Step 'N Store makes a great companion for tool portability and that often needed “little extra reach” on any job site.

- Engineered to support 300 pounds (136.08 kg)
- Heavy-duty riveted fold-down handle
- Lift-out center tray



22500-3

Model Number	Stock Number	Description inch (centimeter)	Dimensions (Inside, L x W x D)	Packed
22500-3	6759TC	Color: Safety Yellow Tray Dimensions (L x W x D) 14 x 8-1/4 x 1-5/8 (35.56 x 20.96 x 4.13)	15-1/2" x 9" x 7-1/2" (39.37 x 22.86 x 19.05 cm)	2/ctn

## Expandable Tube

- Contoured, blow molded construction - won't bend, crush or break
- Hinged door makes it easy to load and unload
- Molded-in handle for maximum durability
- Completely lockable for added security
- Telescopes from 63" (160.02 cm) to 87" (220.99 cm) for maximum versatility



50077

Model Number	Stock Number	Description	Dimensions (Inside, L x W x D)	Packed
50077	50077	Color: Black, expandable tube	3-1/4" x 61-1/2" x 85-1/2" (8.26 x 156.21 x 217.17 cm)	1/ctn

# SPECIALTY STORAGE

## Carry Packs™

Only from Flambeau! Carry Packs give your storage compartments mobility! From the shelf or wall (mountable), this system gives you the high density storage and organization you need and the freedom to easily get your parts to the work site.

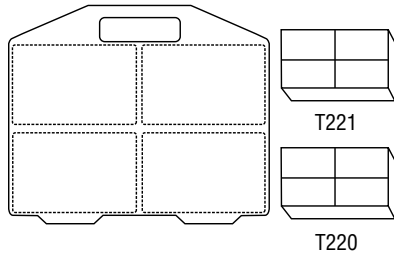
- Each Carry Pack is stocked with specific compartmented boxes
- Boxes lock in place for ease of folding and carrying
- Each box can be quickly disengaged for part access
- Carry Pack frames are available with or without boxes
- Other boxes available for each Carry Pack\*



21210-2 Flat

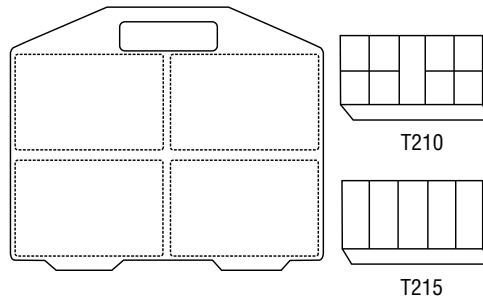


21210-2 Folded



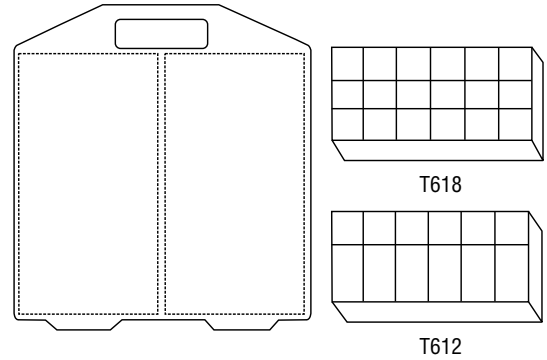
20220-2 Diagram (flat)

Comes with (2) T221 & (2) T220 Translucent Polypropylene Boxes\*\*



21210-2 Diagram (flat)

Comes with (2) T210 & (2) T215 Translucent Polypropylene Boxes\*\*



21600-2 Diagram (flat)

Comes with (1) T618 & (1) T612 Translucent Polypropylene Boxes\*\*

Model Number	Stock Number	Description inch (centimeter)	Dimensions (Overall, L x W x D)	Packed
20220-2	6701VU	Comes with (2) T220 & (2) T221 Boxes Box (L x W x D) = 4-3/8 x 2-5/8 x 1 (11.11 x 6.67 x 2.54)	9-3/4" x 8-3/4" x 1-1/2" (24.77 x 22.23 x 3.81 cm)	6/ctn
6701NB	6701NB	Frame Only	9-3/4" x 8-3/4" x 1-1/2" (24.77 x 22.23 x 3.81 cm)	6/ctn
21210-2	6709VU	Comes with (2) T210 & (2) T215 Boxes Box (L x W x D) = 6-3/4 x 3-3/16 x 1-3/16 (17.15 x 8.10 x 3.02)	14-1/4" x 10-3/4" x 1-1/2" (36.20 x 27.31 x 3.81 cm)	6/ctn
6709NB	6709NB	Frame Only	14-1/4" x 10-3/4" x 1-1/2" (36.20 x 27.31 x 3.81 cm)	6/ctn
21600-2	6728VU	Comes with (1) T612 & (1) T618 Boxes Box (L x W x D) = 10-1/2 x 6-3/16 x 1-9/16 (26.67 x 15.72 x 3.97)	13-7/16" x 13-1/2" x 2-1/8" (34.13 x 34.29 x 5.40 cm)	6/ctn
6728NB	6728NB	Frame Only	13-7/16" x 13-1/2" x 2-1/8" (34.13 x 34.29 x 5.40 cm)	6/ctn

\*Additional boxes (sold separately) available for the 20220-2 are: A220, K220, M220, A221, M221, A226, K226, and A228.

Additional boxes (sold separately) available for the 21210-2 are: A210, K210, M210, A211, A212, A213, A214, A215, K215, M215, A216, K216, A217, A219, K219, and T219

Additional boxes (sold separately) available for the 21600-2 are: A601, K601, A602, K602, M602, A603, A606, K606, M606, T606, A607, K607, A612, M612, A613, K616R, M616R, T616R, A618, K618, M618, A623, K623, and M623. Information on these boxes can be found in the Compartmented Box Section starting on **page 20**

## Tailgator™

- Removable dividers allow items to be stored upright – preventing spills
- Prop-rod holds lid upright for easy access
- Handle on each side allows Tailgator to be moved easily
- Two large Power Latches™ hold Tailgator's lid securely in place
- Lockable
- Removable floor panel can lock in place or side-to-side for easy access
- Strong construction allows stacking on top
- Front panel opens independently
- Use bungee cords to secure items to lid (bungee cords not included)
- Removable lid doubles as a tabletop




38000

Model Number	Stock Number	Description	Dimensions (Inside, L x W x D)	Packed
38000	6542TG	Color: Taupe	35-3/4" x 16-3/4" x 10-1/4" (90.81 x 42.55 x 26.04 cm)	1/ctn

## Bin Storage Systems

Mix and match our four (4) sizes of bins to your liking. Our polypropylene bins are extra heavy-duty and can be stacked or wall-mounted with a rail. Our bins are impervious to rust, oil and most common chemicals.

- Locking rail (back of bin)
- Stackable
- Mountable
- Available in Conductive material ([page 66](#))
- Use with Utility Workstation™ ([page 54](#))



## Bin Storage Bin Rail

Locking rail that attaches to the back of the bins.

- Sold separately



Model Number	Stock Number	Description	Dimensions (Inside, L x W x D)	Packed
60R 60B 60Y	6794RB 6794BB 6794YB	Red Blue Yellow	4-1/4" x 4" x 1-1/2" (10.80 x 10.16 x 3.81 cm)	24/ctn
120R 120B 120Y	6795RB 6795BB 6795YB	Red Blue Yellow	4-1/4" x 5" x 2-1/2" (10.80 x 12.70 x 6.35 cm)	24/ctn
240R 240B 240Y	6796RB 6796BB 6796YB	Red Blue Yellow	4-1/4" x 6-1/2" x 3-1/4" (10.80 x 16.51 x 8.26 cm)	12/ctn
480R 480B 480Y	6797RB 6797BB 6797YB	Red Blue Yellow	4-1/4" x 8-3/4" x 5-1/4" (10.80 x 22.23 x 13.34 cm)	12/ctn
351BA	6794BA	set includes: (16) 60Y, (24) 120R, (24) 240Y & (16) 480B	see each individual bin size	1/ctn
SR4	6796RL	Bin Rail holds 4 bins	19-1/2" long (49.53 cm long)	12/ctn

\* Width is measured from back to front straight edge before flare out.



# SPECIALTY STORAGE

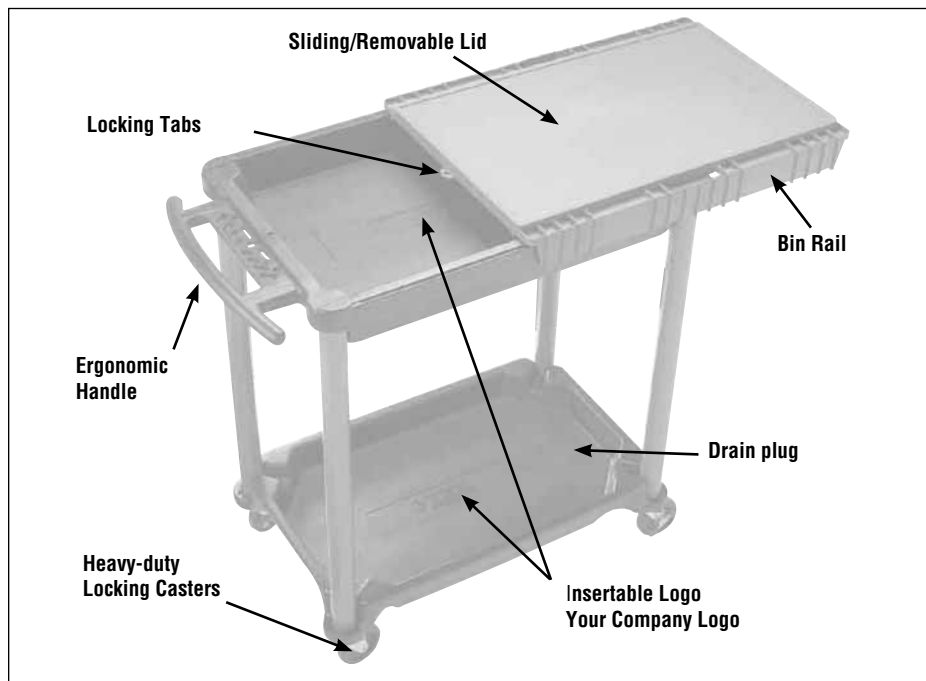
## Utility Workstation™ Cart

A lot of thought went into the design of the Utility Workstation and, as a result, it is the most user friendly, most versatile cart on the market! Stress tested for weight up to 300 pounds (136.08 kg) you can easily integrate this cart into almost any application. Many other Flambeau products can be integrated into this Workstation to increase your organization & efficiency. Can be customized with your company name or logo. Assembles in less than 5 minutes!

- Locking tabs for lid
- Lockable lid compartment
- Sliding removable lid
- Heavy-duty locking casters - Holds up to 300 lbs (136.08 kg)
- Customizable (logo area)
- Ergonomic handle with tool receiver
- Drain plugs (each tray)
- Bin Rail



Model Number	Stock Number	Description	Dimensions (Overall, L x W x H)	Packed
8510ST	8510ST	Color: Two-Tone Gray	43" x 22" x 39" (109.22 x 55.55 x 99.06 cm)	1/ctn



### Interior Tray Dimensions:

25-1/2" x 18" x 3-5/25"  
(64.77 x 45.72 x 8.13 cm)

### Work Surface Dimensions:

28-1/2" x 7-1/2"  
(72.39 x 44.45 cm)

### Bottom Tray Dimensions:

20" x 17" x 3"  
(50.80 x 43.18 x 7.62 cm)

### Logo Area:

14" x 3-5/25"  
(35.56 x 8.13 cm)

Workstation shown with lid removed.



Workstation shown with lid open.



Workstation shown with bins. For more information on the bins see page 53.



Flambeau Utility and Classic Series tool boxes offer maximum durability with features that make convenience a priority. For over 54 years Flambeau has demonstrated our understanding of what a durable tool box should be and continue today to provide the most durable polymer box on the planet. Our line features lift-out trays with spacious cavity space, heavy-duty riveted handles, cam-over latches and generously thick walls for maximum impact resistance. In addition, our boxes are engineered with support ribs to resist flexing to help prevent stress cracking when fully loaded.

## Utility Series – Industrial Grade

Flambeau Utility Series boxes are engineered tough. With thick wall construction and interior “I” beam support structures, you can expect the Utility Series boxes to outperform most any other box! Features include: tongue-and-groove positive lid to base fit and heavy-duty riveted handles to handle even the heaviest load. Our positive cam-over latches and locking tabs give you added security. Finally, our heavy-duty cantilever trays are secured by rust-resistant hardware for extra longevity.

- Resistant to oil and common chemicals
- Dent-proof
- Scratch resistant
- Lockable
- Tip-Guard™ (cantilever trays only)
- Removable Interior Trays

## Blow Molded Tool Boxes

### • Small Tool Box

Lift-out tray sits on a “lip” at the top of the tool box base.  
Tray size is larger than bottom dimension of tool box.

- Available in red or black
- Has injection molded hardware
- Routed base for more storage space

### • Large Tool Box

Lift-out tray sits on a “lip” at the top of the tool box base.  
Tray size is larger than bottom dimension of tool box.

- Available in red or black
- Has injection molded handle with large single integral latch
- Double wall construction for extra strength



50043

21470

50040

50042

50040  
Open50043  
Open

Models	Lid Depth	Base Depth	Tray Dimensions
50040 & 50042	1-7/8" (4.76 cm)	2-13/16" (7.14 cm)	16-5/8" x 4-15/16" x 1-1/4" (42.23 x 12.54 x 3.18 cm)
21470 & 50043	3-1/2" (8.89 cm)	3-1/2" (8.89 cm)	19-1/2" x 8-9/16" x 1-3/4" (49.53 x 21.75 x 4.45 cm)

Model Number	Stock Number	Description inch (centimeter)	Dimensions (Inside, L x W x D)	Packed
50040	50040 21469Y140	Color: Red, Small tool box Outside* L x W x D = 15-5/8 x 4-15/16 x 4-11/16 (39.69 x 12.54 x 11.91)	15-1/2" x 4-3/4" x 4" (39.37 x 12.07 x 10.16 cm)	30/ctn
50042	50042 21470Y500	Color: Black, Small tool box Outside* L x W x D = 15-5/8 x 4-15/16 x 4-11/16 (39.69 x 12.54 x 11.91)	15-1/2" x 4-3/4" x 4" (39.37 x 12.07 x 10.16 cm)	30/ctn
21470	21470	Color: Red, Large tool box Outside* L x W x D = 19-7/8 x 8-5/16 x 7 (50.48 x 21.11 x 17.78)	18-1/4" x 7-1/2" x 5-3/4" (46.36 x 19.05 x 14.61 cm)	8/ctn
50043	50043 21470Y500	Color: Black, Large tool box Outside* L x W x D = 19-7/8 x 8-5/16 x 7 (50.48 x 21.11 x 17.78)	18-1/4" x 7-1/2" x 5-3/4" (46.36 x 19.05 x 14.61 cm)	8/ctn

\*Includes lid overlap and hinges

# TOOL BOXES

## Utility Boxes

Flambeau Utility Boxes feature spacious open interiors and are manufactured from light-weight copolymer resins that are non-conductive, dent-proof, rust-proof and scratch-resistant.

- Brass hinge and latch pins & Tough recessed handles
- Positive action latches
- Models 1800 & 2100 have (2) 3/16" (2.06 cm) Lock Tabs
- Textured finish & Tongue-and-groove construction



Model Number	Stock Number	Description inch (centimeter)	Dimensions (Outside*, L x W x D)	Dimensions (Inside, L x W x D)	Packed
1100	6734UB	Color: Gray Lid Depth: 1-3/4 (4.45) Base Depth: 2-3/4 (6.99)	12-1/8" x 7-1/4" x 4-1/2" (30.80 x 18.42 x 11.43 cm)	11-1/8" x 5-3/4" x 4" (28.26 x 14.61 x 10.16 cm)	6/ctn
1200	6736UB	Color: Gray Lid Depth: 2-3/4 (6.99) Base Depth: 2-3/4 (6.99)	12-1/8" x 7-1/4" x 5-1/2" (30.80 x 18.42 x 13.97 cm)	11-1/8" x 5-3/4" x 5-1/4" (28.26 x 14.61 x 13.34 cm)	6/ctn
1400	6742UB	Color: Gray Lid Depth: 3-1/2 (8.89) Base Depth: 3-1/2 (8.89)	14-3/8" x 8" x 7" (36.51 x 20.32 x 17.78 cm)	13" x 6" x 6-1/4" (33.02 x 15.24 x 15.88 cm)	6/ctn
1700	6746UB	Color: Gray Lid Depth: 3-1/2 (8.89) Base Depth: 3-1/2 (8.89)	16-3/8" x 8-5/8" x 7" (41.59 x 21.91 x 17.78 cm)	15" x 6-3/4" x 6-1/2" (38.10 x 17.14 x 16.51 cm)	4/ctn
1800	6752UB	Color: Gray, has 3/16 (2.06) diameter lock tab Lid Depth: 4-1/4 (10.80) Base Depth: 4-1/4 (10.80)	17-1/2" x 10-1/4" x 8-1/2" (44.45 x 26.04 x 21.59 cm)	15-5/8" x 6-1/2" x 7-3/4" (39.69 x 16.51 x 19.69 cm)	4/ctn
2100	6760UB	Color: Gray, has 3/16 (2.06) diameter lock tab Lid Depth: 5-1/4 (13.34) Base Depth: 5-1/4 (13.34)	19" x 11-1/2" x 10-1/2" (48.26 x 29.21 x 26.67 cm)	17-1/8" x 8-5/8" x 9-1/4" (43.50 x 21.91 x 23.50 cm)	2/ctn

## Utility/Tool Boxes with Lift-Out Trays and Lock Tabs - Trays not sold separately



Model Number	Stock Number	Description inch (centimeter)	Dimensions (Outside*, L x W x D)	Dimensions (Inside, L x W x D)	Packed
14800-2	6744HS	Color: Gray, has 3/16 (2.06) diameter lock tab Lid Depth: 1-1/2 (3.81) Base Depth: 3-1/2 (8.89) Tray (L x W x D): 12-1/4 x 4-3/4 x 1-1/2 (31.12 x 12.07 x 3.81)	14-1/2" x 7-1/2" x 5-1/4" (36.83 x 19.05 x 13.34 cm)	13" x 5-3/8" x 4-1/4" (33.02 x 13.65 x 10.80 cm)	6/ctn
17800-2	6748HS	Color: Gray, has 3/16 (2.06) diameter lock tab Lid Depth: 2-1/8 (5.40) Base Depth: 4-3/4 (12.07) Tray (L x W x D): 13-3/4 x 5-5/8 x 1-7/8 (34.93 x 14.29 x 4.76)	16-5/8" x 8-3/4" x 7-1/8" (42.23 x 22.23 x 18.10 cm)	14-1/2" x 6-1/8" x 6" (36.83 x 15.56 x 15.24 cm)	4/ctn
6518TH	6518TH	Color: Gray, has 1/4 (0.64) diameter molded lock tabs Lid Depth: 2 (5.08) Base Depth: 7 (17.78) Tray (L x W x D): 16 x 7-1/2 x 2 (40.64 x 19.05 x 5.08)	17" x 8-1/2" x 8-1/2" (43.20 x 20.40 x 20.40 cm)	16-1/4" x 7-3/4" x 7-3/4" (41.28 x 19.68 x 19.68 cm)	4/ctn
19800-2	6757HS	Color: Gray, has 3/16 (2.06) diameter lock tab Lid Depth: 2-3/8 (6.03) Base Depth: 7 (17.78) Tray (L x W x D): 17-5/8 x 6-3/8 x 2-3/16 (44.77 x 16.19 x 5.56)	20-1/4" x 8-7/8" x 8-3/8" (51.44 x 22.54 x 21.27 cm)	18-1/8" x 6-1/2" x 7-1/8" (46.36 x 16.51 x 18.10 cm)	4/ctn
19804	6757TY	Color: Yellow, has 3/16 (2.06) diameter lock tab Lid Depth: 2-3/8 (6.03) Base Depth: 7 (17.78) Tray (L x W x D): 17-5/8 x 6-3/8 x 2-3/16 (44.77 x 16.19 x 5.56)	20-1/4" x 8-7/8" x 8-3/8" (51.44 x 22.54 x 21.27 cm)	18-1/8" x 6-1/2" x 7-1/8" (46.36 x 16.51 x 18.10 cm)	4/ctn
6520TH	6520TH	Color: Gray, has two 1/4 (0.64) diameter molded lock tabs Lid Depth: 2 (5.08) Base Depth: 8 (20.32) Tray (L x W x D): 17-3/4 x 8 x 2 (45.09 x 20.32 x 5.08)	20" x 9-3/4" x 9-3/4" (50.80 x 24.80 x 24.80 cm)	17-1/4" x 9" x 9" (43.82 x 22.86 x 22.86 cm)	4/ctn
23800-2	6759HS	Color: Gray, has 3/16 (2.06) diameter lock tab Lid Depth: 2-1/2 (6.35) Base Depth: 8-3/8 (21.27) Tray (L x W x D): 20-5/8 x 7-1/2 x 2 (52.39 x 19.05 x 5.08)	23" x 10-1/2" x 11-3/8" (58.42 x 26.67 x 28.89 cm)	20-5/8" x 7-1/2" x 10" (52.39 x 19.05 x 25.40 cm)	2/ctn
27800-2	6754TC	Color: Gray, has 3/16 (2.06) diameter lock tab Lid Depth: 3-1/2 (8.89) Base Depth: 10-3/8 (26.35) Tray (L x W x D): 11-1/2 x 2-1/4 x 11 (29.21 x 5.72 x 27.94)	27-1/2" x 13-3/4" x 14" (69.85 x 35.93 x 35.56 cm)	23" x 12-1/2" x 12" (58.42 x 31.75 x 30.48 cm)	2/ctn

\*Includes lid overlap and hinges

## Utility Boxes with Cantilever Trays

Rugged Utility Boxes featuring Tip-Guard™ cantilever trays make it easy to organize tools and parts, repair kits, samples or sports equipment in a small space. Manufactured from light-weight copolymer resins that are dent-proof, rust-proof and scratch-resistant, these Utility Boxes are also resistant to oils and most common chemicals.

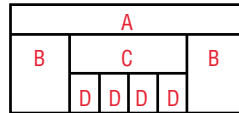
- Tough recessed handles
- Cantilever Tip-Guard tray supports
- Brass hinge and latch pins
- Positive-action latches
- Tongue-and-groove construction
- Trays are a light gray
- 3/16" (2.06 cm) diameter lock tab on models 18090-2 and 19060-2

## 2 Tray Boxes

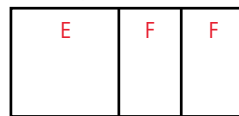


17090-2

17090-2 Tray Configuration



Top Tray (from front of box)



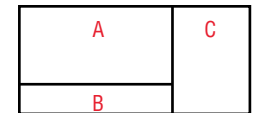
Bottom Tray (from front of box)

- 17090-2 Tray Compartments (Inside L x W x D)
- A= 14-1/4" x 1-7/8" x 1-5/16" (36.20 x 4.76 x 3.33 cm)
  - B= 3-1/2" x 3-3/16" x 1-5/16" (8.89 x 8.10 x 3.33 cm)
  - C= 7" x 1-7/8" x 1-5/16" (17.78 x 4.76 x 3.33 cm)
  - D= 1-11/16" x 1-7/8" x 1-5/16" (4.29 x 4.76 x 3.33 cm)
  - E= 6" x 5-3/4" x 1-5/16" (15.24 x 14.61 x 3.33 cm)
  - F= 4" x 5-3/4" x 1-5/16" (10.16 x 14.61 x 3.33 cm)



18090-2

18090-2 Tray Configuration



Top Tray (from front of box)



Bottom Tray (from front of box)

- 18090-2 Tray Compartments (Inside L x W x D)
- A= 9" x 7" x 1-3/4" (22.86 x 17.78 x 4.45 cm)
  - B= 9" x 2-1/4" x 1-3/4" (22.86 x 5.72 x 4.45 cm)
  - C= 5-1/2" x 7" x 1-3/4" (13.97 x 17.78 x 4.45 cm)
  - D= 2-7/16" x 7" x 1-3/4" (6.19 x 17.78 x 4.45 cm)
  - E= 6-1/4" x 7" x 1-3/4" (15.88 x 17.78 x 4.45 cm)


Model Number	Stock Number	Description inch (centimeter)	Dimensions (Outside*, L x W x D)	Dimensions (Inside, L x W x D)	Packed
17090-2	6749HS	Color: Gray, 2 cantilever trays, 11 compartments Lid Depth: 3-1/2 (8.89) Base Depth: 3-1/2 (8.89)	16-3/8" x 8-5/8" x 7" (41.59 x 21.91 x 17.78 cm)	15" x 6-3/4" x 6-1/2" (38.10 x 17.15 x 16.51 cm)	4/ctn
18090-2	6755HS	Color: Gray, 2 cantilever trays, 8 compartments Lid Depth: 4-1/4 (10.80) Base Depth: 4-1/4 (10.80)	17-1/2" x 10-1/4" x 8-1/2" (44.45 x 26.04 x 21.59 cm)	15-5/8" x 6-1/2" x 7-3/4" (39.69 x 16.51 x 19.69 cm)	4/ctn

## 6 Tray Box



19060-2

19060-2 Tray Configuration



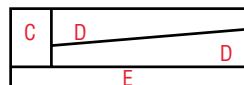
Top Tray - Right Bank (from front of box)



Middle Tray - Right Bank (from front of box)



Bottom Tray - Right Bank (from front of box)



Top Tray - Left Bank (from front of box)



Middle Tray - Left Bank (from front of box)



Bottom Tray - Left Bank (from front of box)

- 19060-2 Tray Compartments (Inside L x W x D)
- A= 14-1/2" x 2-3/4" x 1" (36.83 x 6.99 x 2.54 cm)
  - B= 1-3/4" x 2-3/4" x 1" (4.45 x 6.99 x 2.54 cm)
  - C= 1-7/8" x 2-7/8" x 1-5/16" (4.76 x 7.30 x 3.33 cm)

- D= Slant divider wall 12-1/2" x 1-5/8" & 2-3/8" x 1-5/16" (31.75 x 4.13 & 6.03 x 3.33 cm)
- E= 14-1/2" x 1-3/8" x 1-5/16" (36.83 x 3.49 x 3.33 cm)
- F= 1-1/2" x 4-3/8" x 1-5/16" (3.81 x 11.11 x 3.33 cm)
- G= 8-1/8" x 4-3/8" x 1-5/16" (20.64 x 11.11 x 3.33 cm)

Model Number	Stock Number	Description inch (centimeter)	Dimensions (Outside*, L x W x D)	Dimensions (Inside, L x W x D)	Packed
19060-2	6756HS	Color: Gray, 6 cantilever trays, 35 compartments Lid Depth: 4-3/4 (12.07) Base Depth: 4 (10.16)	18-1/2" x 10-3/4" x 10-3/8" (46.99 x 27.31 x 26.35 cm)	15-1/2" x 7-1/4" x 8-1/2" (39.37 x 18.42 x 21.59 cm)	1/ctn

\*Includes lid overlap and hinges



# TOOL BOXES

## Low Boy™ Tool Box

This low profile tool box has an ergonomic handle and is manufactured from light-weight copolymer resins that are non-conductive, dent-proof, rust-proof & scratch-resistant.

- Spacious 17" x 10-1/2" x 3-5/8" (43.18 x 26.67 x 9.21 cm) interior
- Stand-alone tool box does not accommodate expansion kit.



18192-2

Model Number	Stock Number	Description	Dimensions (Outside*, L x W x D)	Dimensions (Inside, L x W x D)	Packed
18192-2	6735HS	Color: Yellow	18-1/2" x 12-1/2" x 6" (46.99 x 31.75 x 15.24 cm)	17" x 10-1/2" x 3-5/8" (43.18 x 26.67 x 9.21 cm)	4/ctn

## Expandable Building Box

Manufactured from light-weight copolymer resins that are non-conductive, dent-proof, rust-proof & scratch-resistant.

- Ergonomic handle
- Spacious 17" x 10-1/2" x 3-5/8" (43.18 x 26.67 x 9.21 cm) top interior
- Includes (2), 999-2 Infinite Divider System™ Boxes
- Additional trays available with Expansion Kit



13901-2



13900-2



999-2 Inside Dimensions (L x W x D)  
13-1/8" x 8-7/8" x 1-15/16"  
(33.34 x 22.54 x 4.92 cm)

Model Number	Stock Number	Description	Dimensions (Outside*, L x W x D)	Dimensions (Inside, L x W x D)	Packed
13900-2	6730HS	Colors: Yellow and Black	18-1/2" x 12-1/2" x 11-3/4" (46.99 x 31.75 x 28.85 cm)	18" x 11" x 3-1/2" (45.72 x 27.94 x 8.89 cm)	4/ctn
13901-2	6731HS	Expansion Kit, Color: Black	16-3/16" x 10-1/16" x 3-1/4" (41.12 x 25.56 x 8.26 cm)	13-1/2" x 9-1/4" x 2-3/4" (34.29 x 23.50 x 6.99 cm)	6/ctn

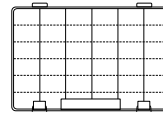
## Versatile Utility Tool Box

This Kwik-Change Series tool box comes complete with a large, bulk storage area with removable small tool and fastener organization. Features interchangeable Tuff Tainer® storage to allow for "quick-changes," depending on the job and supplies needed. Exterior rack on each side for quick access to frequently-used tools.

- Heavy-duty, fold-down handle and cam-over latches
- Bulk storage beneath lid
- Bulk capacity featuring interchangeable Tuff Tainer® Boxes
- Includes (3) T4007E, and (2) T1002 removable Tuff Tainer\* Boxes



7040-2



(3) T4007E



(2) T1002

\* Tuff Tainers are adjustable compartmented boxes; for dimensions of T4007E (Ref. page 18), and T1002 (Ref. page 9).

Model Number	Stock Number	Description	Bulk Storage (L x W x D)	Dimensions (Outside*, L x W x D)	Packed
7040-2	6767HS	Color: Black/Gray	14" x 8" x 4" (35.56 x 20.32 x 10.16 cm)	14" x 8-1/2" x 3-1/4" (35.56 x 21.59 x 8.26 cm)	2/ctn

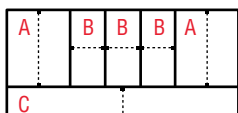
## 1 Tray Classic Series Light Utility/Tool Box

A natural blend of style and function makes the Classic Series 1 Tray, a fantastic tool box. Featuring tongue-and-groove construction to resist moisture. Extra stability is assured with our Tip-Guard™ cantilever tray design.

- Injection molded with one cantilever tray
- Includes 3 removable dividers
- Cam-over latches and Heavy-duty oversized handle
- Lid Depth: 3" (7.62 cm), Base Depth: 3-1/2" (8.89 cm)



1512-2



1512-2 Tray Configuration - Tray Compartments (Inside L x W x D)  
A= 3" x 3-13/16" x 1-7/16" (7.62 x 9.68 x 3.65 cm)  
B= 1-3/8" x 3-13/16" x 1-7/16" (3.49 x 9.68 x 3.65 cm)  
C= 10-9/16" x 1-1/2" x 1-7/16" (26.83 x 3.81 x 3.65 cm)

Tray (from front of box)

Model Number	Stock Number	Description	Dimensions (Outside*, L x W x D)	Dimensions (Inside, L x W x D)	Packed
1512-2	6081FB	Color: Black with trays	15" x 8-1/4" x 6-1/2" (38.10 x 20.96 x 16.51 cm)	12-3/4" x 6-5/8" x 6-1/2" (32.39 x 16.82 x 16.51 cm)	6/ctn

\*Includes lid overlap and hinges

## Flambeau Packaging Solutions Gear Boxes - Whether hauling it, protecting it, or storing it, these Gear Boxes do it all!

Flambeau offers two sizes of Gear Boxes – the T1408B with a 13" (33.02 cm) interior length and the T1418 with a 17-1/2" (44.45 cm) interior length. Both are perfect for a variety of uses, with features like a deep open interior, snap-open lid, lift-out tray, oversized handle and latch. These Gear Boxes are perfect for Medical Supplies, Safety Equipment, Automotive Repair Kits, Test Equipment, Toys, Art Supplies, Maintenance & Repair Supplies, Gaming, Industrial Supplies, Firearm Supplies and much more.

### Features

- Deep open interior
- Gasket in lid
- Cam-over latch design
- Large carry handle
- Tongue-and-groove design
- Snap-open lid with storage
- Lift-out tray
- Lockable

### Benefits

- Accommodates large, tall parts and equipment
- Keeps contents dry and protected in extreme environments
- Provides added strength
- Better ergonomics makes hauling easier
- Helps keep dust and contaminants out
- Perfect for storing small parts
- Keeps everything organized and at your fingertips
- Secures contents in main compartment



T1408B

Top compartment "U" shaped 1" (2.54 cm) Deep



T1418

Top compartment "U" shaped 1-1/4" (3.18 cm) Deep



All models include a 360° gasket in the lid which keeps contents dry and protected from some of the most extreme environments.



As an option, both sizes can be molded in Zerust® Corrosion Inhibitor creating an invisible barrier to fight against corrosion.



Both sizes available in custom colors contact Customer Service for more information.

Model Number	Stock Number	Description inch (centimeter)	Tray Dimensions (L x W x D)	Dimensions (Inside, L x W x D)	Packed
T1408B	6430TD	Color: Black with Lift-Out Tray Inside Box Clearance Under Tray is 5-1/4 (13.33)	12-3/4" x 6-1/2" x 2" (32.39 x 16.51 x 5.08 cm)	13" x 6-3/4" x 7-1/4" (33.02 x 17.15 x 18.42 cm)	4/ctn
T1418	6917GB	Color: Black with Lift-Out Tray Inside Box Clearance Under Tray is 7 (17.78)	13-1/4" x 8-1/4" x 2-3/4" (33.66 x 20.96 x 6.99 cm)	17-1/2" x 10-1/2" x 12" (44.45 x 26.67 x 30.48 cm)	2/ctn

# TOOL BOXES

## Lil' Brute™ Utility/Tool Box

- Available with or without lift-out tray
- Trays not sold separately

13805-2



\*Includes lid overlap and hinges

Model Number	Stock Number	Description inch (centimeter)	Dimensions (Outside*, L x W x D)	Dimensions (Inside, L x W x D)	Packed
13805-2	6743HS	Color: Black, with tray (L x W x D) 12 x 4-3/8 x 1 (30.48 x 11.11 x 2.54) Lid Depth: 1/2" (1.27), Base Depth: 4-1/4 (10.80)	13" x 6" x 5-3/8" (33.02 x 15.24 x 13.65 cm)	12" x 4-3/4" x 4-3/4" (30.48 x 12.07 x 12.07 cm)	6/ctn
13815-2	6742HS	Color: Black, without tray	13" x 6" x 5-3/8" (33.02 x 15.24 x 13.65 cm)	12" x 4-3/4" x 4-3/4" (30.48 x 12.07 x 12.07 cm)	6/ctn

## Utility Tote

- Copolymer resins resist scratching, fading and rusting
- Has a large built-in handle and pull-out tray on bottom can be opened from either side
- Ideal for service areas or vehicles
- Drawer with 12 compartments & dimensions of 13-3/4" x 9" x 1-1/2" (34.93 x 22.86 x 3.81 cm)

16500-2



Model Number	Stock Number	Description	Dimensions (Outside, L x W x D)	Dimensions (Inside, L x W x D)	Packed
16500-2	6769HS	Color: Black, with light gray drawer	16-5/8" x 10-1/4" x 6-7/8" (42.23 x 26.04 x 17.46 cm)	13-3/4" x 9" x 4" (34.93 x 22.86 x 10.16 cm)	6/ctn

## Utility Bench Box

- Spacious 20" x 8" x 4" (50.8 x 20.32 x 10.16 cm) top
- Two large pull-out drawers with 2 compartments in drawer one & 2 compartments in drawer two
- Drawer dimensions are 18-3/8" x 5-7/8" x 1-7/8" (46.67 x 14.92 x 4.76 cm)
- Drawers can be secured from accidental opening
- Includes two (2) removable dividers for each drawer
- Fold-down handle

21800-2



\*Includes lid overlap and hinges

Model Number	Stock Number	Description	Dimensions (Outside, L x W x D)	Dimensions (Inside, L x W x D)	Packed
21800-2	6758HS	Color: Black, with 2 light gray drawers	21-3/4" x 10-3/4" x 9-3/8" (55.25 x 27.31 x 23.81 cm)	20" x 8" x 4" (50.80 x 20.32 x 10.16 cm)	1/ctn

## Tool Chests

Flambeau Tool Chests are also designed to organize, store and protect precision tools, hardware and small parts. They feature a unique front panel design that allows drawer access when the front panel is down. A unique lock prevents accidental spills and allows the lid and drawers to lift as a unit, providing access to the large lower storage area.

- Molded in high-impact resins
- Resistant to most common chemicals, solvents and oils
- Positive-action latches
- Lockable
- Brass hinges and latch pins
- Light gray interchangeable drawers with adjustable compartment sizes
- Model 22030-2 is molded in industrial-grade ABS plastic



For Drawer Dimensions and Compartment Dimensions, Please See Below.

Model Number	Stock Number	Description	Drawer Configuration	Dimensions (Outside, L x W x D)	Packed
22030-2	6759CH	Color: Gray with light gray drawers	(2) B & (1) F	19-1/2" x 11-1/2" x 11-3/4" (49.53 x 29.21 x 29.85 cm)	1/ctn

## Drawer Cabinets

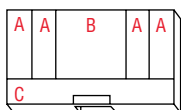
Flambeau Drawer Cabinets are designed to organize, store and protect precision tools, hardware and small parts. They feature a self-storing door panel providing all-weather protection for the contents inside.

- Molded in industrial grade ABS plastic
- Resistant to most common chemicals, solvents and oils
- Positive-action latches
- Lockable
- Brass hinges and latch pins
- Light gray interchangeable drawers with adjustable compartment sizes, see below for drawer details

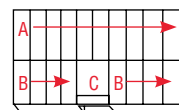


Model Number	Stock Number	Description	Drawer Configuration	Dimensions (Outside, L x W x D)	Packed
22060 (not shwn)	6596DH	Color: Gray with light gray drawers	(4) B, (1) C & (1) F	19-1/2" x 11-1/2" x 11-3/4" (49.53 x 29.21 x 29.85 cm)	1/ctn
2275-2	6763DB	Color: Gray with light gray drawers	(2) B, (2) D & (1) E	19-1/2" x 10-3/8" x 15" (49.53 x 26.35 x 38.10 cm)	1/ctn
2276-2	6764DB	Color: Gray with light gray drawers	(1) A, (3) B, (1) C & (1) D	19-1/2" x 10-3/8" x 15" (49.53 x 26.35 x 38.10 cm)	1/ctn
2277-2	6765DB	Color: Gray with light gray drawers	(1) A, (2) B & (4) D	19-1/2" x 10-3/8" x 15" (49.53 x 26.35 x 38.10 cm)	1/ctn

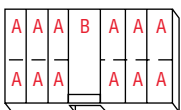
## Drawer Cabinets & Tool Chests Drawer Dimensions



**Drawer A** - #AR839-45 - inches (centimeters)  
 Overall L x W x D: 15-9/16 x 8-13/16 x 1-3/8 (39.53 x 22.84 x 3.49)  
 Compartments L x W x D  
 A= 1-15/16 x 6-3/16 x 1-1/4 (4.92 x 15.72 x 3.18)  
 B= 7-5/16 x 6-3/16 x 1-1/4 (18.57 x 15.72 x 3.18)  
 C= 15-1/8 x 2-7/16 x 1-1/4 (5.08 x 7.94 x 3.18)



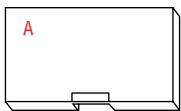
**Drawer D** - #AR840-45 - inches (centimeters)  
 Overall L x W x D: 15-9/16 x 8-13/16 x 1-3/8 (39.53 x 22.84 x 3.49)  
 Compartments L x W x D  
 A= 1-3/8 x 5-1/16 x 1-1/4 (3.49 x 12.86 x 3.18)  
 B= 1-3/8 x 3-9/16 x 1-1/4 (3.49 x 9.05 x 3.18)  
 C= 3-3/16 x 3-9/16 x 1-1/4 (8.10 x 9.05 x 3.18)



**Drawer B** - #AR841-45 - inches (centimeters)  
 Overall L x W x D: 15-9/16 x 8-13/16 x 1-3/8 (39.53 x 22.84 x 3.49)  
 Compartments L x W x D  
 A= 1-15/16 x 4-1/2 x 1-1/4 (4.92 x 11.43 x 3.18)  
 B= 3-3/16 x 8-7/8 x 1-1/4 (8.10 x 22.54 x 3.18)



**Drawer E** - #AR928-45 - inches (centimeters)  
 Overall L x W x D: 15-9/16 x 8-13/16 x 4-7/16 (39.53 x 22.84 x 11.27)  
 Compartment L x W x D  
 A= 15-1/8 x 8-5/8 x 4-5/16 (38.42 x 21.91 x 10.95)



**Drawer C** - #AR869-45 - inches (centimeters)  
 Overall L x W x D: 15-9/16 x 8-13/16 x 2-7/8 (39.53 x 22.84 x 7.30)  
 Compartment L x W x D  
 A= 15-1/8 x 8-5/8 x 2-5/8 (38.42 x 21.91 x 6.67)

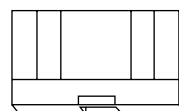


**Drawer F** - #AR897-45 - inches (centimeters)  
 Overall L x W x D: 15-9/16 x 8-13/16 x 1-3/8 (39.53 x 22.84 x 3.49)  
 Compartments L x W x D  
 A= 15-1/8 x 6-3/16 x 1-1/4 (38.42 x 15.72 x 3.18)  
 B= 15-1/8 x 2-7/16 x 1-1/4 (38.42 x 6.19 x 3.18)

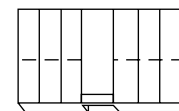
## Drawer Cabinets & Tool Chests Replacement Drawer Packs

Each replacement drawer pack includes 6 drawers.

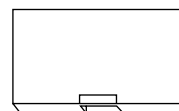
Model Number	Stock Number	Description	Packed
AR839-45	6073DP	Drawer A	6/pk
AR841-45	6069DP	Drawer B	6/pk
AR869-45	6071DP	Drawer C	6/pk
AR840-45	6072DP	Drawer D	6/pk
AR928-45	6060DP	Drawer E	6/pk
AR897-45	6070DP	Drawer F	6/pk



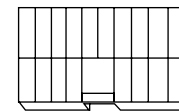
**Drawer A**  
 L= 15-9/16" (39.53 cm)  
 W= 8-13/16" (22.84 cm)  
 D= 1-3/8" (3.49 cm)



**Drawer B**  
 L= 15-9/16" (39.53 cm)  
 W= 8-13/16" (22.84 cm)  
 D= 1-3/8" (3.49 cm)



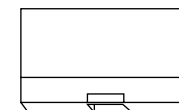
**Drawer C**  
 L= 15-9/16" (39.53 cm)  
 W= 8-13/16" (22.84 cm)  
 D= 2-7/8" (7.30 cm)



**Drawer D**  
 L= 15-9/16" (39.53 cm)  
 W= 8-13/16" (22.84 cm)  
 D= 1-3/8" (3.49 cm)



**Drawer E**  
 L= 15-9/16" (39.53 cm)  
 W= 8-13/16" (22.84 cm)  
 D= 4-7/16" (11.27 cm)



**Drawer F**  
 L= 15-9/16" (39.53 cm)  
 W= 8-13/16" (22.84 cm)  
 D= 1-3/8" (3.49 cm)

Dimensions Listed are Overall Dimensions



# MEDICAL

## Maximum Versatility - Built to Last

Our extensive line of medical boxes and cases are the most durable in the field. Constructed of copolymer resins, our medical line is light-weight, rust-proof, scratch- and chemical-resistant. Flambeau medical cases, chests, and instrument boxes are built to last with extra thick walls for long-lasting durability and impact resistance. Used by EMS personnel, rescue, first-responders, trainers, triage staff and other respected medical professionals around the globe, our variety of products will meet your needs in most any application.

## Features

- Thick-wall Construction
  - Maximum Physical Protection
- Locking Tabs (select items)
- Positive Contact Cam-over Latches
- Rust-proof Hinges
- Heavy-duty Cantilever Drawer Stays
- Heavy-duty Riveted Fold-down Handles
- Autoclave Safe (select items)

## Paramedic Case

Our most complete Paramedic cases yet! These cases combine bulk storage with compartmentalization to give you the convenience and flexibility you need.

### • PM7040

- Heavy-duty, fold-down handle
- Bulk storage beneath lid
- Bulk capacity featuring interchangeable Tuff Tainer® Boxes
- Includes (2) T1002, (2) T4000, and (1) T4007E removable, Tuff Tainer®\* boxes



### • PM8040

- Heavy-duty fold-down handle
- Includes (4) 6004R, and (2) T2003 removable, Tuff Tainer®\* boxes
- Interior slotted to hold up to (3) additional removable, T2003 Tuff Tainer®\* boxes




\* Tuff Tainers are adjustable compartmented boxes; for dimensions of T2003 (Ref. page 11), T6004 (Ref. page 20), T4007E (Ref. page 18), T4000 (Ref. page 18), and T1002 (Ref. page 9).

Model Number	Stock Number	Description	Bulk Storage (L x W x D)	Dimensions (Inside, L x W x D)	Packed
PM7040	6049PM	Color: Orange	14" x 8" x 4" (35.56 x 20.32 x 10.16 cm)	14" x 8-1/2" x 3-1/4" (35.56 x 21.59 x 8.26 cm)	2/ctn
PM8040	6778PM	Color: Orange	18" x 11" x 4" (45.72 x 27.94 x 10.16 cm)	17" x 11" x 3-1/2" (43.18 x 27.94 x 8.89 cm)	2/ctn

## Paramedic Gear Box - Water-resistant

Light-weight, rust-proof, scratch- and chemical-resistant and lockable! The Gear Box features a 360° water-resistant rubber lid seal with an easy access heavy-duty cam-over latch so you can be sure that your contents will be secure and protected from adverse weather conditions.

- Lockable with a heavy-duty large comfort handle
- Top compartment "U" shaped 1" (2.54 cm) deep
- Positive-touch, double-latch system (top storage area)
- Lift-out tray has a center handle - Additional 3/4" (1.91 cm) above tray under lid



Model Number	Stock Number	Description inch (centimeter)	Tray Dimensions (L x W x D)	Dimensions (Inside, L x W x D)	Packed
PM1408	6430PM	Color: Orange with Lift-Out Tray Inside Box Clearance Under Tray is 5-1/4 (13.33)	12-3/4" x 6-1/2" x 2" (32.39 x 16.51 x 5.08 cm)	13" x 6-3/4" x 7-1/4" (33.02 x 17.15 x 18.42 cm)	4/ctn

## First Aid Cases



Model Number	Stock Number	Description	Tray(s) Dimensions (L x W x D)	Dimensions (Inside, L x W x D)	Packed
PM1702	6768PM	Color: Orange with white tray 1 compartment and removable tray	14-3/8" x 6-5/8" x 2" (36.51 x 16.83 x 5.08 cm)	15" x 6-3/4" x 6-1/2" (38.10 x 17.14 x 16.51 cm)	4/ctn
PM1772	6770PM	Color: Orange with white trays 2 tip-proof cantilever trays, 8 large compartments	14-1/4" x 5-3/4" x 1-3/8" (36.20 x 14.61 x 3.49 cm)	15" x 6-3/4" x 6-1/2" (38.10 x 17.14 x 16.51 cm)	4/ctn
PM1872	6772PM	Color: Orange with white trays 2 tip-proof cantilever trays, 8 large compartments	14-3/4" x 7-1/8" x 1-3/4" (37.47 x 18.10 x 4.45 cm)	15-5/8" x 6-1/2" x 7-3/4" (39.69 x 16.51 x 19.69 cm)	4/ctn

## Paramedic Box

The standard in emergency care cases.

- Lockable
- Heavy-duty trays - Riveted cantilever rust-resistant hardware



Model Number	Stock Number	Description	Tray(s) Dimensions (L x W x D)	Dimensions (Inside, L x W x D)	Packed
PM2072	6774PM	Color: Orange with white trays 2 tip-proof cantilever trays, 10 compartments	16-3/8" x 7-3/8" x 2" (41.59 x 18.73 x 5.08 cm)	17-1/8" x 9-1/2" x 5" (43.50 x 24.13 x 12.70 cm)	1/ctn

## Instrument Boxes

Ideal for small or delicate equipment.

- Integral hinge
- Positive latch
- Durable polypropylene construction
- Safe for autoclaving



Model Number	Stock Number	Description	Dimensions (Inside, L x W x D)	Packed
V301	6142VB	Color: Orange, 1 Compartment with hanging tab	7" x 3-1/4" x 1" (17.78 x 8.26 x 2.54 cm)	36/ctn
V301PT	6650VC	Color: Taupe, 1 Compartment	7" x 3-1/4" x 1" (17.78 x 8.26 x 2.54 cm)	36/ctn
V401	6152VB	Color: Taupe, 1 Compartment	8-1/8" x 4-1/8" x 1-3/16" (20.64 x 10.48 x 3.02 cm)	24/ctn
V401D-2	6654DV	Color: Taupe, Deep, 1 Compartment	8-1/8" x 4-1/8" x 2-5/8" (20.64 x 10.48 x 6.67 cm)	24/ctn
V501	6160VB	Color: Taupe, 1 Compartment	10" x 4-1/4" x 1-1/2" (25.40 x 10.80 x 3.81 cm)	24/ctn
V601	6667VB	Color: Taupe, 1 Compartment	13-1/2" x 5-3/4" x 2" (34.29 x 14.61 x 5.08 cm)	12/ctn
V701	6172VB	Color: Taupe, 1 Compartment	17" x 7-1/8" x 2" (43.18 x 18.10 x 5.08 cm)	6/ctn

# MEDICAL

## Command Center Box

Excellent for bulk storage. With two built-in handles on each end, this box gives you the flexibility and ease of quick transport from your rig to the scene. This box is durable, but light-weight and has become a favorite!

- Lockable with 2 power latches



PM27800

Model Number	Stock Number	Description	Removable Interior Tray Dimensions (L x W x D)	Dimensions (Inside, L x W x D)	Packed
PM27800	6754PM	Color: Orange	12" x 11-3/4" x 2" (30.48 x 29.85 x 5.08 cm)	23" x 12-1/2" x 12" (58.42 x 31.75 x 30.48 cm)	2/ctn

## Trauma Drug Kits

Our trauma drug kits have a drop-front panel for easy access to the storage bin below, a positive cam-over latch, and are lockable for protection of contents. The ABS drawers can be sterilized. All drawers are removable and interchangeable. See Drawer Configuration in table for drawers included with the PM2272 and PM2273.



PM2272



Closed view of models PM2272 and PM2273



PM2273

Model Number	Stock Number	Description	Drawer Configuration	Dimensions (Inside, L x W x D)	Packed
PM2272	6776PM	Color: Orange with White Drawers, 8-14 compts.	(1) B & (1) C	17-3/8" x 9-3/4" x 5" (44.13 x 24.77 x 12.70 cm)	1/ctn
PM2273	6777PM	Color: Orange with White Drawers, 21-39 compts.	(3) B	17-3/8" x 9-3/4" x 5" (44.13 x 24.77 x 12.70 cm)	1/ctn

## Drawer Cabinets

Our drawer cabinets have a front panel that easily drops down for use of all drawers, a positive cam-over latch, and are lockable for protection of contents. The ABS drawers can be sterilized. All drawers are removable and interchangeable. See Drawer Configuration in table for drawers included with the PM2274 and PM2275.



PM2274



closed view



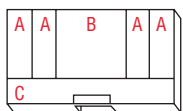
PM2275



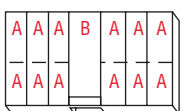
closed view

Model Number	Stock Number	Description	Drawer Configuration	Dimensions (Outside, L x W x D)	Packed
PM2274	6762PM	Color: Orange with White Drawers, 27 compts.	(1) A, (1) C, (1) D & (1) E	19-1/2" x 10-3/8" x 15" (49.53 x 26.35 x 38.10 cm)	1/ctn
PM2275	6763PM	Color: Orange with White Drawers, 53-65 compts.	(2) B, (2) D & (1) E	19-1/2" x 10-3/8" x 15" (49.53 x 26.35 x 38.10 cm)	1/ctn

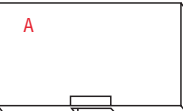
## Trauma Drug Kits & Drawer Cabinets Drawer Dimensions



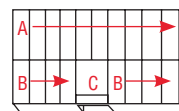
**Drawer A** - #AR839-10 - inches (centimeters)  
 Overall L x W x D: 15-9/16 x 8-13/16 x 1-3/8 (39.53 x 22.84 x 3.49)  
 Compartments L x W x D  
 A= 1-15/16 x 6-3/16 x 1-1/4 (4.92 x 15.72 x 3.18)  
 B= 7-5/16 x 6-3/16 x 1-1/4 (18.57 x 15.72 x 3.18)  
 C= 15-1/8 x 2-7/16 x 1-1/4 (5.08 x 7.94 x 3.18)



**Drawer B** - #AR841-10 - inches (centimeters)  
 Overall L x W x D: 15-9/16 x 8-13/16 x 1-3/8 (39.53 x 22.84 x 3.49)  
 Compartments L x W x D  
 A= 1-15/16 x 4-1/2 x 1-1/4 (4.92 x 11.43 x 3.18)  
 B= 3-3/16 x 8-7/8 x 1-1/4 (8.10 x 22.54 x 3.18)



**Drawer C** - #AR869-10 - inches (centimeters)  
 Overall L x W x D: 15-9/16 x 8-13/16 x 2-7/8 (39.53 x 22.84 x 7.30)  
 Compartment L x W x D  
 A= 15-1/8 x 8-5/8 x 2-5/8 (38.42 x 21.91 x 6.67)



**Drawer D** - #AR840-10 - inches (centimeters)  
 Overall L x W x D: 15-9/16 x 8-13/16 x 1-3/8 (39.53 x 22.84 x 3.49)  
 Compartments L x W x D  
 A= 1-3/8 x 5-1/16 x 1-1/4 (3.49 x 12.86 x 3.18)  
 B= 1-3/8 x 3-9/16 x 1-1/4 (3.49 x 9.05 x 3.18)  
 C= 3-3/16 x 3-9/16 x 1-1/4 (8.10 x 9.05 x 3.18)



**Drawer E** - #AR928-10 - inches (centimeters)  
 Overall L x W x D: 15-9/16 x 8-13/16 x 4-7/16 (39.53 x 22.84 x 11.27)  
 Compartment L x W x D  
 A= 15-1/8 x 8-5/8 x 4-5/16 (38.42 x 21.91 x 10.95)

To order replacement drawers, please call Customer Service at 1-800-344-5716. Be sure to give them the Drawer letter (A, B, etc.) and number listed after "#" in this section for easier ordering.



## Guard Against Expensive Damage

A leader in the industry, Flambeau's reusable conductive product line significantly reduces electrical resistance and provides an extremely high permanent level of conductivity to dissipate static charge buildup, alleviating electrostatic discharge (ESD). Our proprietary blend of carbon loaded HDPE materials are a guarantee that Flambeau conductive products will protect the most sensitive equipment and perform in the harshest environment.

## Technical Data

- Surface Resistivity  $10^{10}$ - $10^{11}$  (ASTM D 257 / ESD S11.11)
- Static Decay <2.0 Seconds (MIL-PRF-81705D)

## Features

- Double-wall Construction - Maximum Physical Protection
- Locking Tabs (select items)
- Reusable & Stackable
- Secure Positive, Integral Double Latches
- Permanently Anti-Static
- ESD Protection

## Conductive Cases

### Options:

- Clear Conductive Window (Special order styles only)
  - Easy part identification without compromise of Faraday Cage protection
- Grounding Snap
  - Reduces surface charges so the case can be safely opened without damaging contents
- Antistatic or Conductive Foam (Conductive quoted separately) (Antistatic included upon request, foam is glued into case)
  - Provides physical shock resistance, reduces the potential for static build-up and arc potential due to the low friction coefficient of the foam



Die-cut foam quoted separately

Model Number	Stock Number	Description	Dimensions (Inside, L x W x D**) *B = Base; L = Lid **Depth = Base + Lid	Packed
50019	50019 21460	5 x 3 Conductive Case	5-1/16" x 2-3/4" B*, 2-5/8" L* x 1" (13.49 x 6.99 B*, 6.67 L* x 2.54 cm)	341/ctn
21463	21463	6 x 5 Conductive Case	6-3/4" B*, 6-1/2" L* x 5" B*, 4-3/4" L* x 1-3/16" (17.15 B*, 16.51 L* x 12.70 B*, 12.07 L* x 3.02 cm)	135/ctn
50014	50014	9 x 7 Conductive Case with wire tie feature	8-15/16" B*, 9-1/16" L* x 6-5/8" B*, 6-1/2" L* x 1-1/4" (22.70 B*, 23.02 L* x 16.83 B*, 16.51 L* x 3.18 cm)	96/ctn
50015	50015	12 x 8 Conductive Case with wire tie feature	11-7/8" B*, 11-15/16" L* x 8-3/16" B*, 8-7/16" L* x 1-1/4" (30.16 B*, 30.32 L* x 20.80 B*, 21.43 L* x 3.18 cm)	54/ctn
21458	21458	13 x 11 Conductive Case with wire tie feature	12-3/4" x 10-1/2" x 1-3/4" (32.39 x 26.67 x 4.45 cm)	30/ctn
21459	21459	15 x 6 Conductive Case	15" x 6-1/2" x 2" (38.10 x 16.51 x 5.08 cm)	24/ctn
21462	21462	18 x 14 Conductive Case with wire tie feature	17-1/2" x 13-1/2" x 1-5/16" (44.45 x 34.29 x 3.33 cm)	7/ctn
21461	21461	18 x 18 Conductive Case with wire tie feature	18-7/16" x 17-11/16" x 1-15/16" (46.83 x 44.93 x 4.92 cm)	10/ctn



# CONDUCTIVE PRODUCTS

## Conductive Tool Box

- 14" (35.56 cm) Storage Box with full-length tray

14800-2C




Model Number	Stock Number	Description	Tray Dimensions (L x W x D)	Dimensions (Inside, L x W x D)	Packed
14800-2C	6744HC	Color: Black	12-1/4" x 4-3/4" x 1-1/2" (31.12 x 12.07 x 3.81 cm)	13" x 5-3/8" x 4-1/4" (33.02 x 13.65 x 10.80 cm)	6/ctn

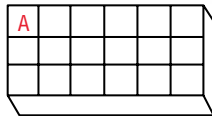
## 600/800 Series Conductive Boxes



C601




C618



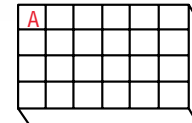
Compartments (L x W)  
A= 2-1/16" x 1-3/4" (5.24 x 4.45 cm)



C801



C824




Compartments (L x W)  
A= 2-1/16" x 2-1/16" (5.24 x 5.24 cm)

Model Number	Stock Number	Description	Dimensions (Inside, L x W x D)	Packed
C601	6707TC	1 compartment	10-1/2" x 6-3/16" x 1-9/16" (26.67 x 15.72 x 3.97 cm)	24/ctn
C618	6714TC	18 compartments	10-1/2" x 6-3/16" x 1-9/16" (26.67 x 15.72 x 3.97 cm)	24/ctn
C801	6734TC	1 compartment	12-3/4" x 8-1/2" x 2-1/8" (32.39 x 21.59 x 5.40 cm)	12/ctn
C824	6726TC	24 compartments	12-3/4" x 8-1/2" x 2-1/8" (32.39 x 21.59 x 5.40 cm)	12/ctn

## Conductive Storage Bins



3006C



3007C



3008C



3005C

Model Number	Stock Number	Description	Dimensions (Inside, L x W x D)	Packed
3006C	6771BC	Color: Black	4-1/4" x 4" x 1-1/2" (10.80 x 10.16 x 3.81 cm)	24/ctn
3007C	6772BC	Color: Black	4-1/4" x 5" x 2-1/2" (10.80 x 12.70 x 6.35 cm)	24/ctn
3008C	6773BC	Color: Black	4-1/4" x 6-1/2" x 3-1/4" (10.80 x 16.51 x 8.26 cm)	12/ctn
3005C	6774BC	Color: Black	4-1/4" x 8-3/4" x 5-1/4" (10.80 x 22.23 x 13.34 cm)	12/ctn

\* Width is measured from back to front straight edge before flare out.

## Conductive Storage Cabinets/Rototower™



Holds 16 Cabinets.

Uses the C26P-C and U45P-C Cabinets.

Not shown to scale, with cabinets to left.



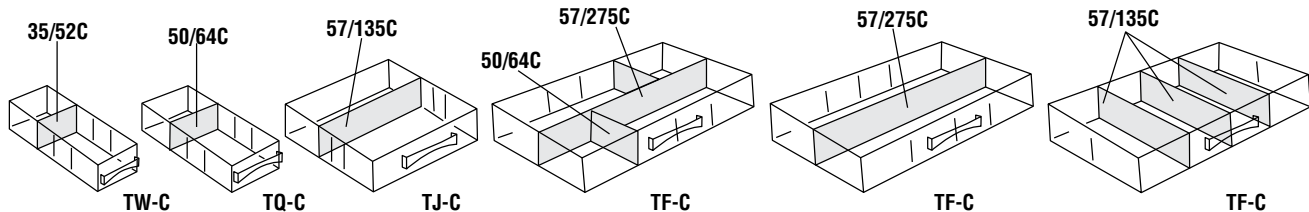
161 CRT Rototower™

All cabinets include (10) 35/52C dividers, all other dividers are optional

Model Number	Stock Number	Description	Uses Drawer	Uses Divider	Dimensions (Outside, L x W x H)	Packed
C20P-C	6575CD	Color: Black Black Drawers Black Dividers	(15) TW-C (4) TQ-C (1) TF-C	35/52C 50/64C 57/275C	12" x 6-1/4" x 11-1/4" (30.48 x 15.88 x 28.58 cm)	4/ctn
C26P-C	6576CD	Color: Black Black Drawers Black Dividers	(15) TW-C (8) TQ-C (2) TJ-C (1) TF-C	35/52C 50/64C 57/135C 57/275C	12" x 6-1/4" x 16-1/2" (30.48 x 15.88 x 41.91 cm)	4/ctn
U30P-C	6573CD	Color: Black Black Drawers Black Dividers	(30) TW-C	35/52C	12" x 6-1/4" x 11-1/4" (30.48 x 15.88 x 28.58 cm)	4/ctn
U45P-C	6574CD	Color: Black Black Drawers Black Dividers	(45) TW-C	35/52C	12" x 6-1/4" x 16-1/2" (30.48 x 15.88 x 41.91 cm)	4/ctn
161 CRT	6797RT	Black Rototower Holds 16 Cabinets. Uses C26P-C & U45P-C Cabinets Sold Separately	-	-	18-1/2" x 18-1/2" x 72-1/2"* (46.99 x 46.99 x 184.15 cm)	1/ctn

\* from floor to top of cabinet

## Conductive Replacement Drawers & Dividers\* (Plastic Frame Cabinets)



Model Number	Stock Number	Description	Dimensions (Inside, L x W x D)	Packed
TW-C	6061DP	Uses (3) 35/52C dividers, dividers sold separately	2" x 5-3/8" x 1-3/8" (5.08 x 13.65 x 3.49 cm)	6/pk
TQ-C	6064DP	Uses (3) 50/64C dividers, dividers sold separately	2-1/2" x 5-3/8" x 2-1/4" (6.35 x 13.65 x 5.72 cm)	6/pk
TJ-C	6065DP	Uses (3) 57/135C dividers, dividers sold separately	5-3/8" x 5-3/8" x 2-1/4" (13.65 x 13.65 x 5.72 cm)	6/pk
TF-C	6067DP	Uses (3) 57/135C or (1) 57/275C or (1) 57/275C & (6) 50/64C dividers, dividers sold separately	10-7/8" x 5-3/8" x 2-1/4" (27.62 x 13.65 x 5.72 cm)	6/pk

Model Number	Stock Number	Description	Dimensions (Inside, L x W x D)	Packed
35/52C	6780CD	Divider fits in Drawer TW-C, Divider wall thickness 1/16" (1.588 cm)	2" x 1-1/4" x 1/8" (5.08 x 3.18 x 0.32 cm)	25/pk
50/64C	6785CD	Divider fits in Drawer TQ-C & TF-C, Divider wall thickness 1/16" (1.588 cm)	2-1/2" x 2" x 1/8" (6.35 x 5.08 x 0.32 cm)	24/pk
57/135C	6782CD	Divider fits in Drawers TF-C & TJ-C, Divider wall thickness 1/16" (1.588 cm)	5-3/8" x 2" x 1/8" (13.65 x 5.08 x 0.32 cm)	12/pk
57/275C	6784CD	Divider fits in Drawers TF-C, Divider wall thickness 1/16" (1.588 cm)	10-7/8" x 2" x 1/8" (27.62 x 5.08 x 0.32 cm)	6/pk

\* Contact Customer Service for large quantity divider purchases at 1-800-344-5716.

# TABLE OF CONTENTS

## OVERVIEW & CAPABILITIES Pages 2 - 11

- 2..... Company Overview
- 3..... **NEW** New From Flambeau - Biodegradable
- 4..... **NEW** New From Flambeau - Black Ribbon Cases
- 5..... **NEW** New From Flambeau - Custom Soft Side
- 6..... Special Programs & Offerings
- 7-10 ..... Capabilities - Custom Manufacturing, Stock & Options
- 11..... Custom Colors & FAQ's

## COMPARTMENTED BOXES Pages 12 - 34

- 12-13 .... Compartmented Box Families Available
- 14-17 .... Reference Charts – Box Size
- 18-19 .... Reference Chart – Number of Compartments
- 20-31 .... Boxes Listed from Smallest to Largest Dimension
- 32..... Deep Super Satchel™, Slim Super Satchel™ & Tarnish Inhibitor Slim Super Satchel™ Boxes
- 33..... Deluxe Super Satchel™ Boxes  
Double Deep Super Satchel™ Box
- 34..... Tuff Tainer® & Super Satchel, Tarnish Inhibitor  
Zerust® & Non-Zerust Divider Packs  
IDS (Infinite Divider System) Divider Packs

## CASES Pages 35 - 48

- 35-36 .... Tradesman™ Cases
- 36..... MerchanT X-10™, X-12™ Cases
- 37..... Small & Large Satchel-Style Cases
- 38-39 .... Infinity™ Cases
- 40-41 .... "P" Series Cases
- 42-43 .... "R" Series Cases
- 44..... Beta Case
- 45..... Locker Cases,  
Blow Molded Tradesman Case  
Mailers
- 46..... Defender™ Case Series
- 47..... Case Handles & Latches
- 48..... Case Options

## SPECIALTY STORAGE Pages 49 - 54

- 49..... IDS™ Cabinets
- 50..... Parts Station™ Storage Cabinets  
Parts Station Rototower™  
Parts Station Replacement Drawers & Dividers
- 51..... Large Satchel-Style Cases  
Step 'N Store™ Stool  
Expandable Tube
- 52..... Carry Packs™
- 53..... Tailgator™  
Bin Storage Systems & Bin Storage Bin Rail
- 54..... Utility Workstation™ Cart

## TOOL BOXES Pages 55 - 61

- 55..... Blow Molded Tool Boxes
- 56..... Utility Boxes  
Utility Boxes with Lift-Out Trays
- 57..... Utility Boxes with Cantilever Trays
- 58..... Low Boy™ Tool Box  
Expandable Building Box  
Versatile Utility Tool Box  
1 Tray Classic Series Utility/Tool Box
- 59..... Gear Boxes
- 60..... Lil' Brute™ Utility/Tool Box  
Utility Tote  
Utility Bench Box  
Tool Chests
- 61..... Drawer Cabinets  
Drawer Cabinet Replacement Drawer Packs  
Tool Chest Replacement Drawer Packs

## MEDICAL Pages 62 - 64

- 62..... Paramedic Cases  
Paramedic Gear Box
- 63..... First Aid Cases  
Paramedic Case  
Instrument Boxes
- 64..... Command Center Box  
Trauma Drug Kits  
Drawer Cabinets

## CONDUCTIVE Pages 65 - 67

- 65..... Conductive Cases
- 66..... Conductive Tool Box  
600/800 Series Boxes  
Conductive Storage Bins
- 67..... Conductive Storage Cabinets  
Conductive Cabinet Rototower™  
Conductive Cabinet Replacement Drawers & Dividers



**Flambeau**® INC.

A MEMBER OF THE NORDIC GROUP OF COMPANIES

**Customer Service: (800) 344-5716**

15981 Valplast Road, Middlefield, Ohio 44062

PH: (440) 632-1631 • Fax: (440) 632-1581

Check us out at: **www.flambeaucases.com**

© 2010 Flambeau® Inc. All Rights Reserved. Zerust® is a registered trademark of Northern Technologies International Corporation.