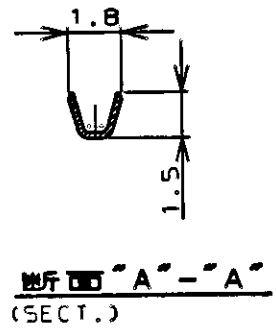
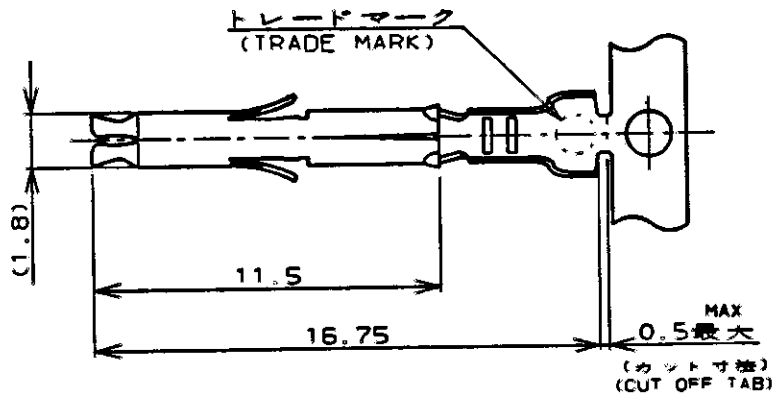
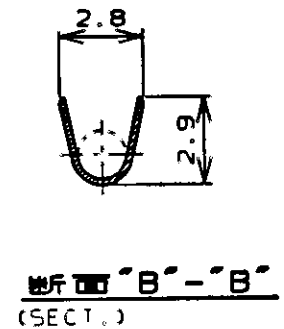
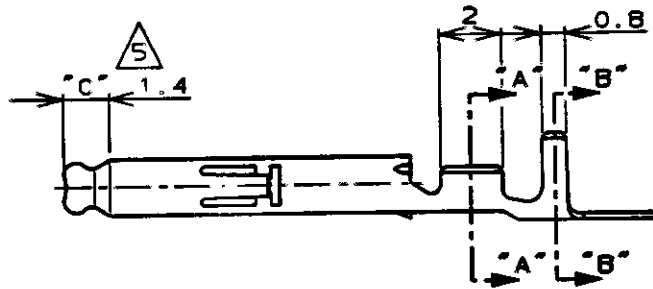


LOC		DTST		REVISIONS			
P	LTR	DESCRIPTION	ECN	DATE	DWN	APVD	
J							
	F	再作成	FJ00 - 4463 - 96	10 APR 96	T.Y.		



尺度 8:1  
(SCALE)



注記;

1. 使用ハウジングはキャップ及びプラグ
2. 通用製品規格書 108-5138
3. 通用圧着仕様書 114-5050
4. 取扱い説明書 IS-105J
5. 全面ニッケルめっき上の領域"C"に 0.76μm最小の金めっきを施す。

NOTES;

1. APPLICABLE HOUSING : CAP AND PLUG.
2. PRODUCT SPECIFICATION 108-5138
3. APPLICATION SPECIFICATION 114-5050
4. INSTRUCTION SHEET IS-105J
5. SELECTIVE GOLD PLATED AREA "C" 0.76μm MIN THK OVER Ni PLATED.

	錫めつき付・磷青銅 (PRE-TIN PHOS BRO)	-4	-4
	金めつき (GOLD PLATE) 5	-3	-3
170359, 170360 170363, 170364	錫めつき付・黄銅 (PRE-TIN BRASS)	170365-1	170361-1
嵌合相手型番 (MATING P/N)	仕上 (FINISH)	ばら状端子型番 (LOOSE PIECE P/N)	型番 (P/N)

WIRE RANGE 組合電線断面積 0.12-0.35mm <sup>2</sup> (AWG #26-#22)	INSULATION DIA 被覆外径 1.2-1.75mm
---	--------------------------------------

MATERIAL 表参照 材料 (SEE TABLE) 0.2t	FINISH 表参照 仕上 (SEE TABLE)
-------------------------------------	------------------------------

**AMP**

株式会社アールケーエー  
Kawasaki, Japan

NAME 名称  
ミニユニバーサルメイトンロックソケットコンタクト  
MINI UNIVERSAL MATE-N-LOK SOCKET CONTACT

SIZE	CAGE CODE	DRAWING NO
A4	00779	C=170361

CUSTOMER DRAWING	SCALE 尺度 4:1	SHEET 1 OF 1
------------------	--------------	--------------

19

RELEASED FOR PUBLICATION  
ALL RIGHTS RESERVED.

BY AMP INCORPORATED.

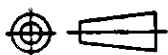
THIS DRAWING IS UNPUBLISHED.

© COPYRIGHT 19

DIMENSIONS:  
単位 純  
mm

TOLERANCES UNLESS OTHERWISE SPECIFIED.

一般公差	10μm	±0.2
	30μm	±0.25
	50μm	±0.3
	100μm	±0.3
ANGLE		±0.3°



DWN T. Yamamoto 10 APR 96
CHK M. Shide 12 APR 96
APVD K. Saito 12 APR 96
PRODUCT SPEC 製品規格 注記参照 (SEE NOTES) 2
APPLICATION SPEC 取付通用規格 注記参照 (SEE NOTES) 3
WEIGHT —H—