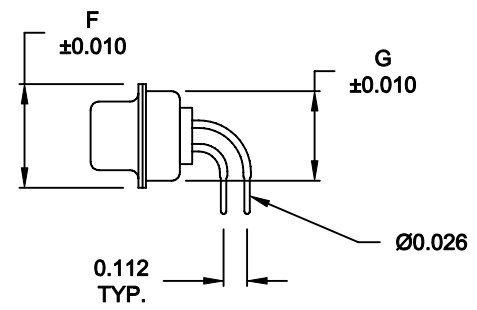
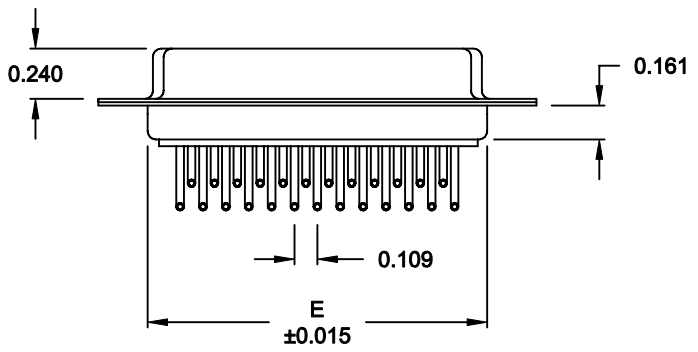
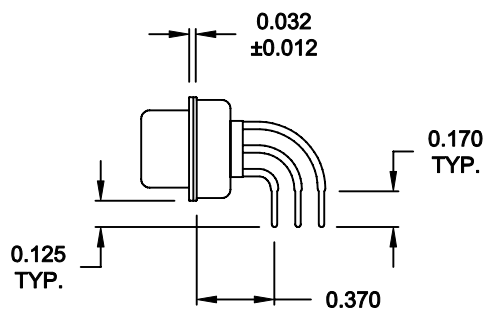
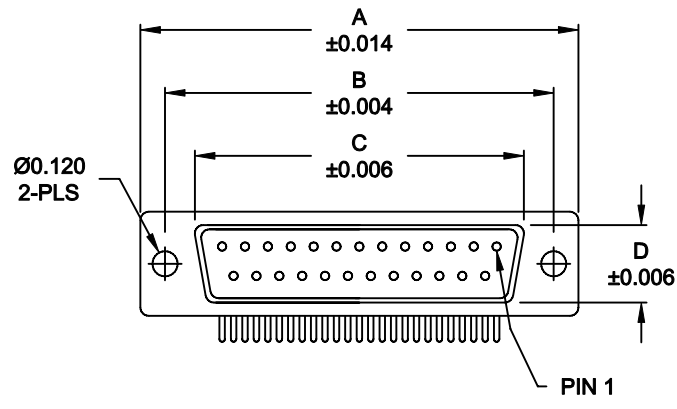


DESCRIPTION: FEMALE - 0.370 RIGHT ANGLE / MACHINED



No. OF PINS	DIMENSIONS						
	A	B	C	D	E	F	G
9	1.213	0.984	0.642	0.315	0.760	0.480	0.429
	30.80	24.99	16.30	8.00	19.30	12.20	10.90
15	1.541	1.312	0.969	0.315	1.083	0.480	0.429
	39.15	33.32	24.60	8.00	27.51	12.20	10.90
25	2.088	1.852	1.512	0.315	1.630	0.480	0.429
	53.04	47.04	38.40	8.00	41.40	12.20	10.90
37	2.729	2.500	2.157	0.315	2.276	0.480	0.429
	69.32	63.50	54.80	8.00	57.81	12.20	10.90
50	2.635	2.406	2.059	0.425	2.182	0.598	0.535
	66.93	61.11	52.30	10.80	55.42	15.20	13.60

174-YYY-212RYY1

- SERIES \_\_\_\_\_
- POSITIONS \_\_\_\_\_
- 009 \_\_\_\_\_
- 015 \_\_\_\_\_
- 025 \_\_\_\_\_
- 037 \_\_\_\_\_
- 050 \_\_\_\_\_
- GENDER \_\_\_\_\_
- 2 = FEMALE
- TERMINATION \_\_\_\_\_
- 1 = PC MOUNTING
- SHELL PLATING \_\_\_\_\_
- 2 = TIN
- RoHS COMPLIANT \_\_\_\_\_
- HARDWARE OPTIONS \_\_\_\_\_
- 00 = NO HARDWARE
- 14 = SHORT BRACKET WITH 4-40 SCREW LOCK
- 24 = SHORT BRACKET WITH 4-40 SCREW
- PLATING OPTIONS \_\_\_\_\_
- 1 = GOLD FLASH
- 2 = 30MICRO-INCH GOLD

**MATERIAL:**

SHELL: STEEL, TIN PLATED  
 INSULATOR: UL 94V-O RATED, BEIGE PBTP  
 PROCESS TEMP.: 260° PROCESS TEMPERATURE  
 CONTACT: BRASS

**ELECTRICAL:**

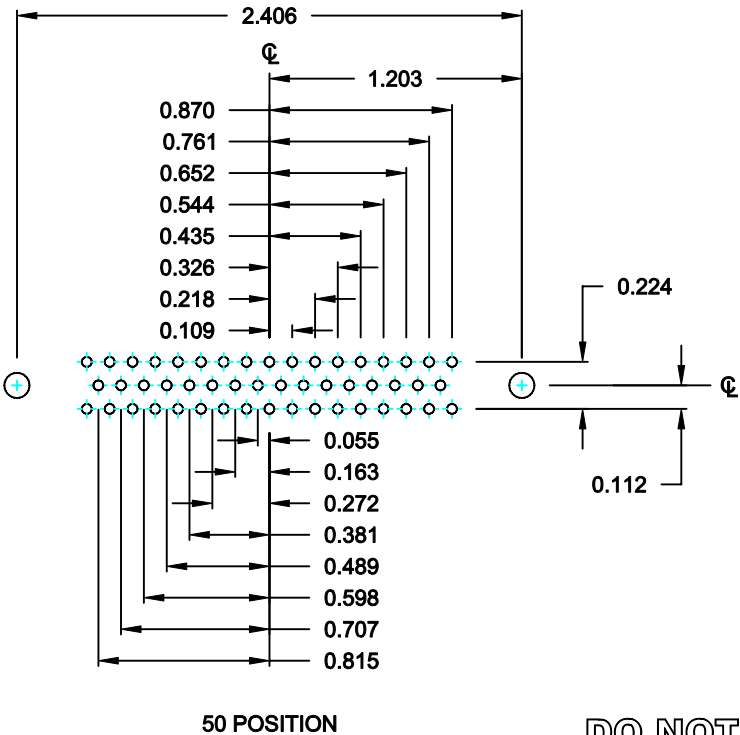
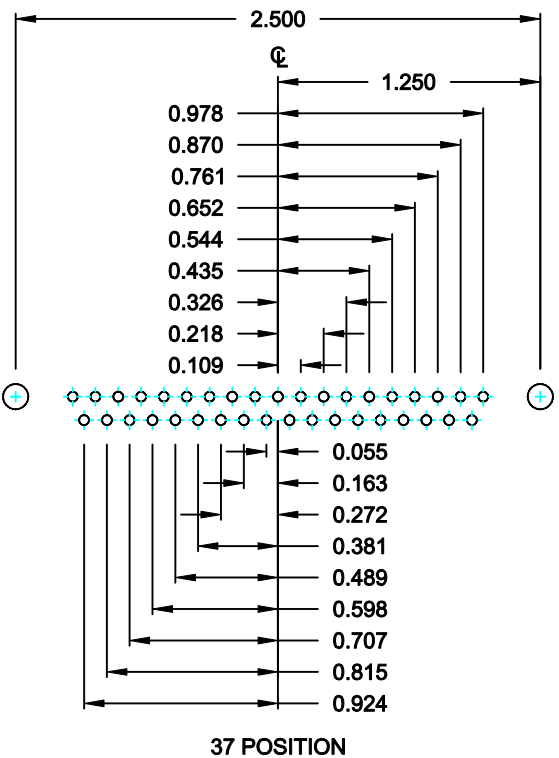
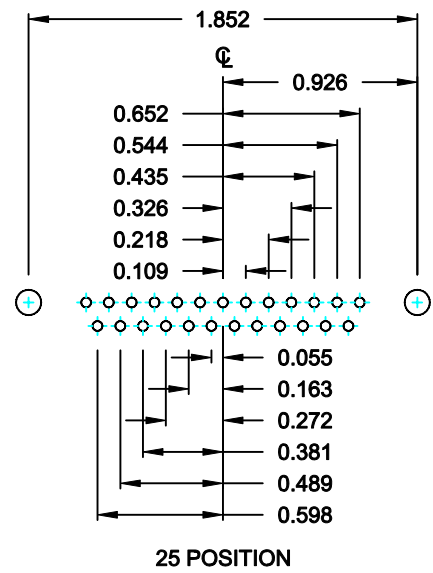
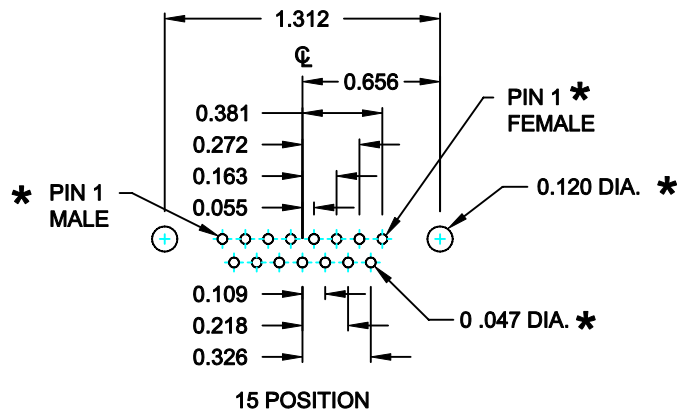
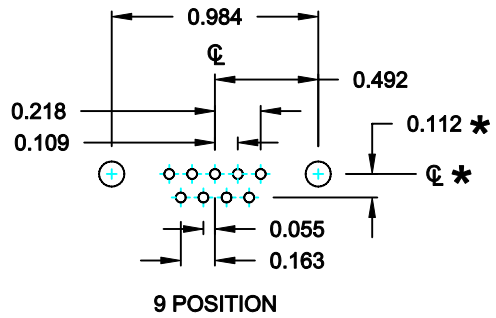
CURRENT RATING: 5 AMPS  
 CONTACT RESISTANCE: 15 mOhms Max.  
 INSULATION RESISTANCE: 1,000 MOhms min.  
 VOLTAGE: 500VAC FOR 1 MINUTE  
 TEMPERATURE: -50° C TO 100° C

DO NOT SCALE FROM DRAWING

	THESE DRAWINGS AND SPECIFICATIONS ARE THE PROPERTY OF NorComp AND SHALL NOT BE REPRODUCED, COPIED OR USED AS THE BASIS FOR THE MANUFACTURE OF SALE OF APPARATUS WITHOUT WRITTEN PERMISSION.		DRAWN: <b>WAYNE ROBBINS</b>	DATE: <b>09-16-05</b>
			CHECKED:	DATE:
<h1>NorComp</h1>		SCALE: <b>1:1</b>	SHEET <b>1</b> OF <b>3</b>	REV <b>4</b>
		DWG NO. <b>174-YYY-212RYY1</b>		

RoHS COMPLIANT

DESCRIPTION: PCB LAYOUT - MALE & FEMALE



\* TYP. ON ALL SIZES  
UNLESS NOTED OTHERWISE

DO NOT SCALE FROM DRAWING

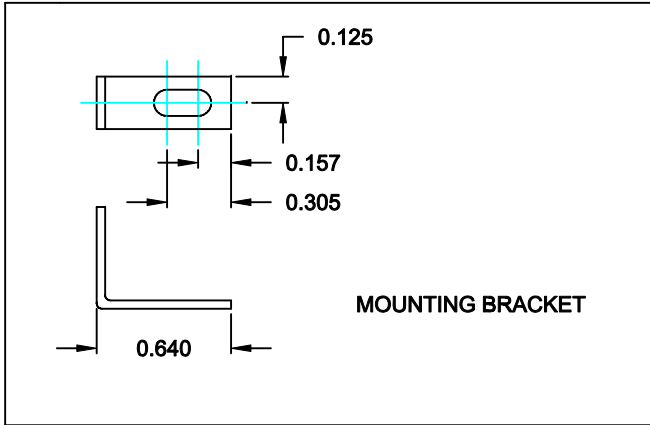
	THESE DRAWINGS AND SPECIFICATIONS ARE THE PROPERTY OF NorComp AND SHALL NOT BE REPRODUCED, COPIED OR USED AS THE BASIS FOR THE MANUFACTURE OF SALE OF APPARATUS WITHOUT WRITTEN PERMISSION.		DRAWN: <b>C. SMITH</b>	DATE: <b>03-08-06</b>
			CHECKED:	DATE:
<b>NorComp</b>		SCALE: <b>FULL</b>	SHEET <b>2</b> OF <b>3</b>	REV <b>4</b>
		DWG NO. <b>174-YYY-212RYY1</b>		

DESCRIPTION: CLINCH NUT HARDWARE

**HARDWARE OPTIONS**

REPLACE -YY IN LAST 3 DIGITS WITH OPTION CHOSEN

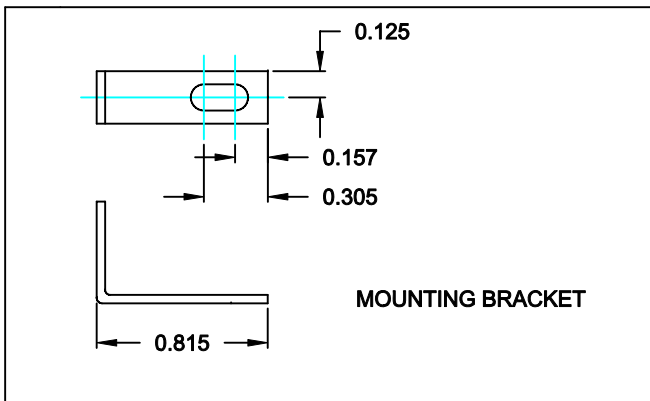
173/174 SERIES



**173 / 174 SERIES**

- 14Y = SHORT BRACKET & 4-40 FEMALE HEX SOCKET
- 24Y = SHORT BRACKET & 4-40 SCREW

175/176 SERIES



**176 / 176 SERIES**

- 15Y = LONG BRACKET & 4-40 FEMALE HEX SOCKET
- 25Y = SHORT BRACKET & 4-40 SCREW

MATERIAL: COLD ROLLED STEEL  
 PLATING: CLEAR ZINC

**RoHS COMPLIANT**

**DO NOT SCALE FROM DRAWING**

	THESE DRAWINGS AND SPECIFICATIONS ARE THE PROPERTY OF NorComp AND SHALL NOT BE REPRODUCED, COPIED OR USED AS THE BASIS FOR THE MANUFACTURE OF SALE OF APPARATUS WITHOUT WRITTEN PERMISSION.		DRAWN: <b>PAM JENKINS</b>	DATE: <b>11-28-05</b>
			CHECKED:	DATE:
<h1>NorComp</h1>		SCALE:	SHEET <b>3</b> OF <b>3</b>	REV <b>4</b>
		DWG NO. <b>174-YYY-212RYY1</b>		