

4

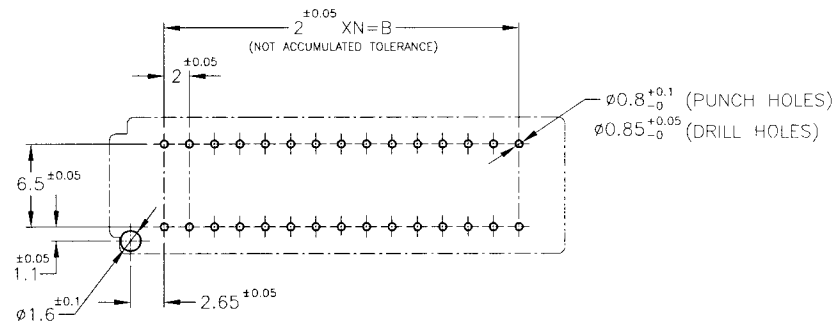
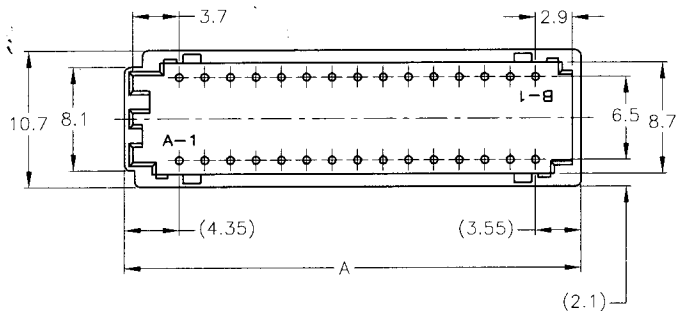
3

2

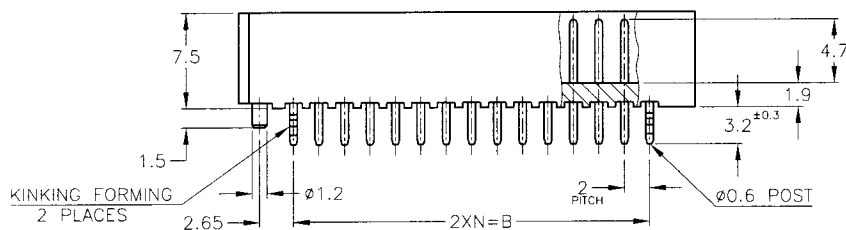
1

THIS DRAWING IS UNPUBLISHED. RELEASED FOR PUBLICATION  
 © COPYRIGHT BY TYCO ELECTRONICS CORPORATION. ALL RIGHTS RESERVED.

LOC		DIST		REVISIONS			
P	LTR	DESCRIPTION		DATE	DWN	APVD	
FB	00	0	RELEASED	FB00-0013-03	23JAN03	J.J	T.S



P.C.B MOUNTING DIMENSIONS  
 (CONNECTOR MOUNT SIDE)  
 (P.C.B THK 1.6)



NOTE  
 1 MATERIAL : HOUSING/66 NYLON UL94V-0 NATURAL  
 Ø0.6 POST/TIN BRASS 3/4H

35.9	28.0	14	30	3-292141-0
33.9	26.0	13	28	2- -8
31.9	24.0	12	26	2- -6
29.9	22.0	11	24	2- -4
27.9	20.0	10	22	2- -2
25.9	18.0	9	20	2- -0
23.9	16.0	8	18	1- -8
21.9	14.0	7	16	1-292141-6
A	B	N	POS	P/N

TOLERANCES UNLESS OTHERWISE SPECIFIED:  
 10 > \* : ±0.2  
 30 > \* > 10 : ±0.25  
 100 > \* > 30 : ±0.3  
 ANGEL : ±3°

THIS DRAWING IS A CONTROLLED DOCUMENT.		DWN S.XU 31JAN03	Tyco Electronics Corporation SHANGHAI, CHINA, 200233	
DIMENSIONS: MM		CHK S.YAO 31JAN03	NAME	
TOLERANCES UNLESS OTHERWISE SPECIFIED: 0 PLC ± 1 PLC ± 2 PLC ± 3 PLC ± 4 PLC ± ANGLES ±		APVD T.SASAKI 31JAN03	PRODUCT SPEC 108-60020	
MATERIAL SEE NOTE		FINISH SEE NOTE	APPLICATION SPEC WEIGHT CUSTOMER DRAWING	
		SIZE A3	CAGE CODE 00779	DRAWING NO C=292141
		SCALE NTS	SHEET 1	REV 0