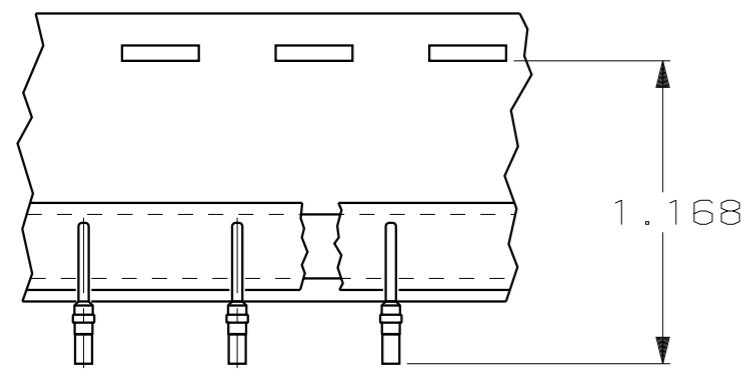
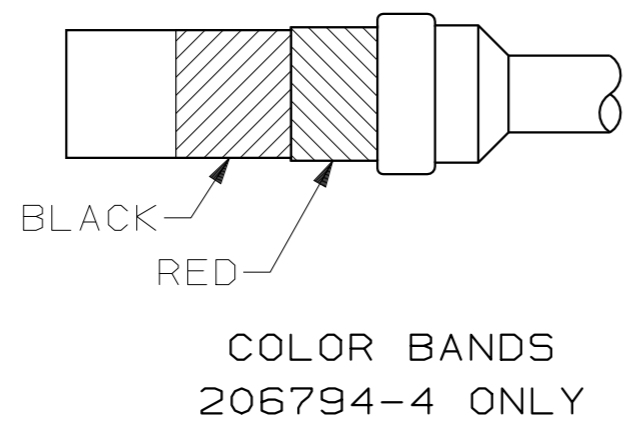
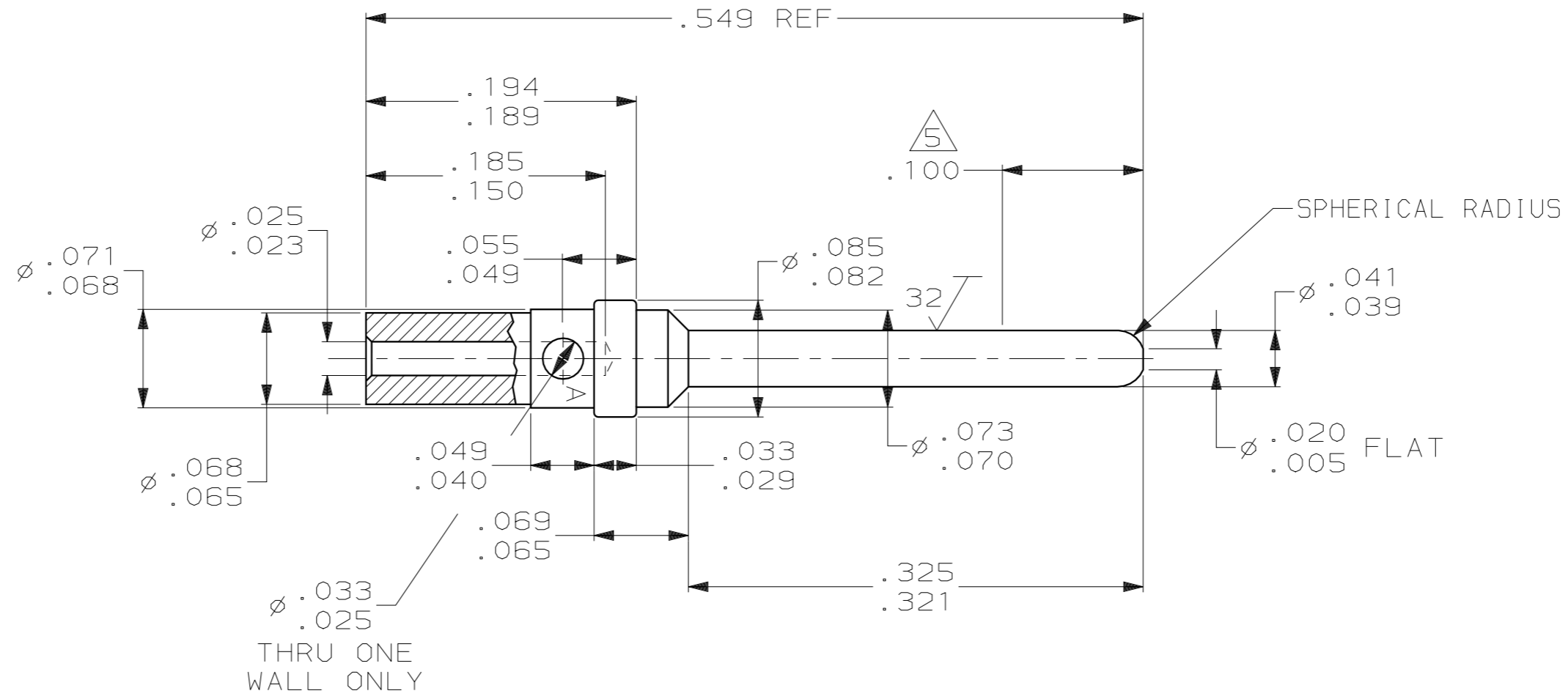


THIS DRAWING IS UNPUBLISHED. RELEASED FOR PUBLICATION
 BY AMP INCORPORATED. ALL RIGHTS RESERVED.

LOC	DIST	REVISIONS					
DF	DO	P	LTR	DESCRIPTION	DATE	DWN	APVD
		G		REV PER ECN 063D-0272-03	12-03	DCB	DM

1. ALL DIMENSIONS APPLY AFTER PLATING.
2. THIS PART COMPLIES WITH SPEC. MIL-C-24308/11, EXCEPT WIRE BARREL.
3. ALL DIAMETERS CONCENTRIC WITH EACH OTHER WITHIN .004 T.I.R.
4. ALL SURFACES HAVE $\sqrt{63}$ FINISH OR BETTER UNLESS OTHERWISE NOTED.
5. POINT OF PLATING MEASUREMENT.
6. FINISH: PLATED GOLD PER MIL-G-45204 OVER COPPER PER MIL-C-14550.



TAPE MOUNTED
206794-3 ONLY
SCALE: NTS

SUPERSEDED BY 206794-3	TAPE MOUNTED	-	206794-4	206794-5
	COLOR CODED	-	206794-2	206794-4
	TAPE MOUNTED	-	206794-2	206794-3
	AS SHOWN	$\sqrt{63}$	COPPER ALLOY #187	206794-2
REMARKS	FINISH	MATERIAL	PART NUMBER	

THIS DRAWING IS A CONTROLLED DOCUMENT.		DWN C.C. THOMAS 7/24/00	AMP Incorporated Harrisburg, PA 17105-3608	
DIMENSIONS: INCHES	TOLERANCES UNLESS OTHERWISE SPECIFIED:	CHK R. GROSS 9-5-00	NAME PIN CONTACT, SIZE 20 (FOR #26 & #28 AWG WIRE)	
	0 PLC ± 1 PLC ± 2 PLC ± 3 PLC ±.025 4 PLC ± ANGLES ±2°	APVD R. GROSS 9-5-00	SIZE A2	CAGE CODE 00779
MATERIAL COPPER ALLOY NO. 187	FINISH SEE TABLE	PRODUCT SPEC -	DRAWING NO 206794	RESTRICTED TO -
		APPLICATION SPEC -	WEIGHT -	SCALE 10:1
		CUSTOMER DRAWING	SHEET 1 OF 1	REV G