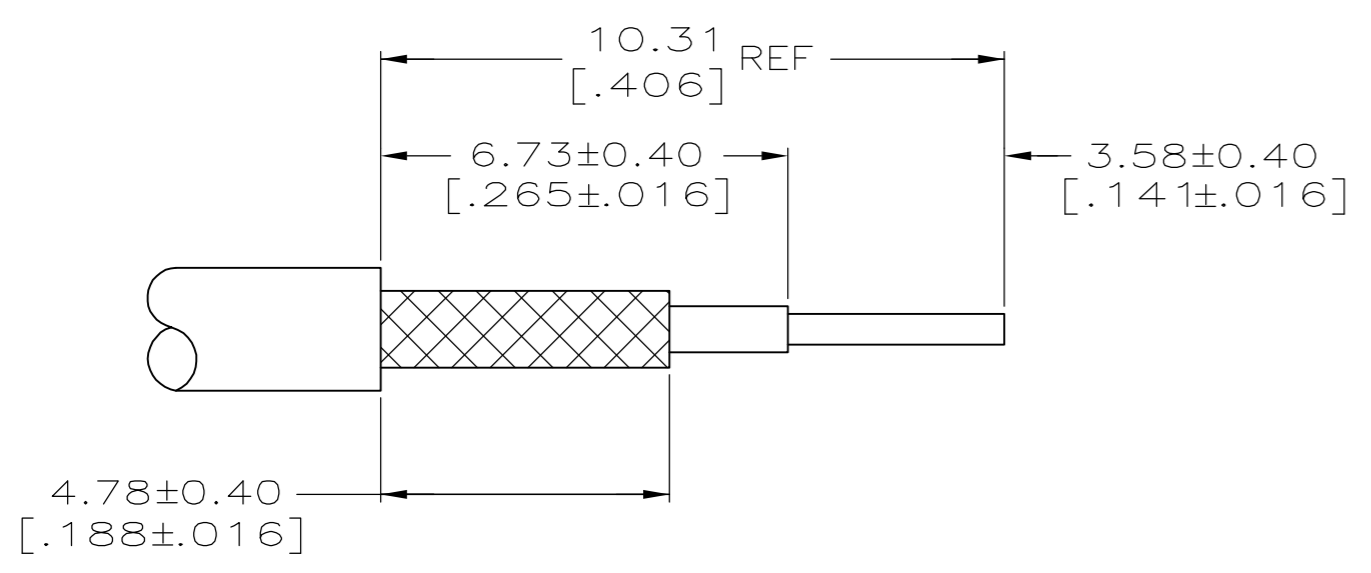
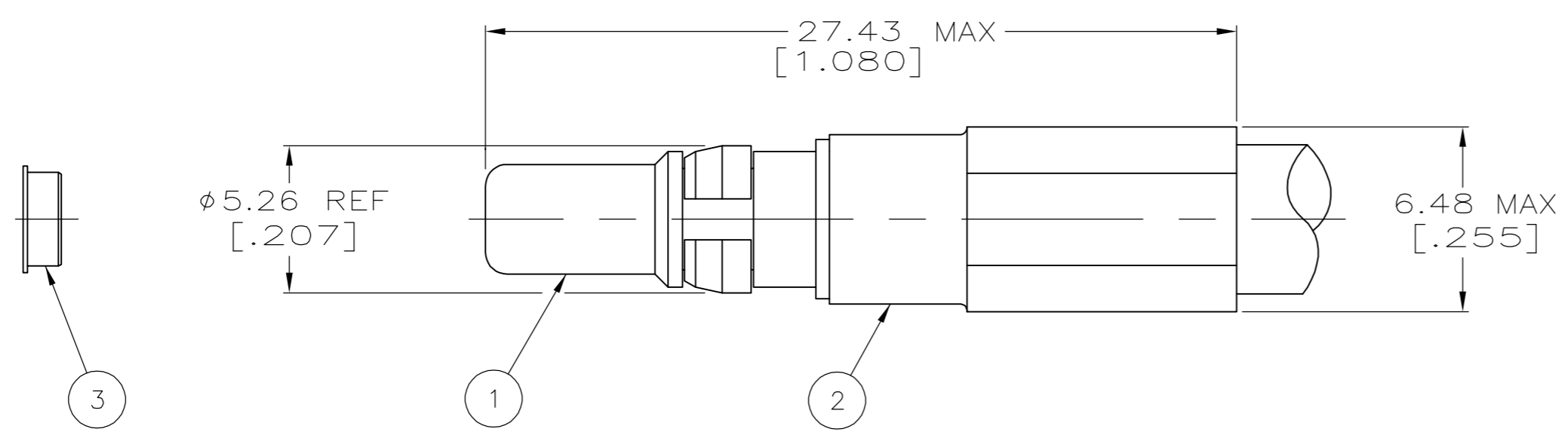
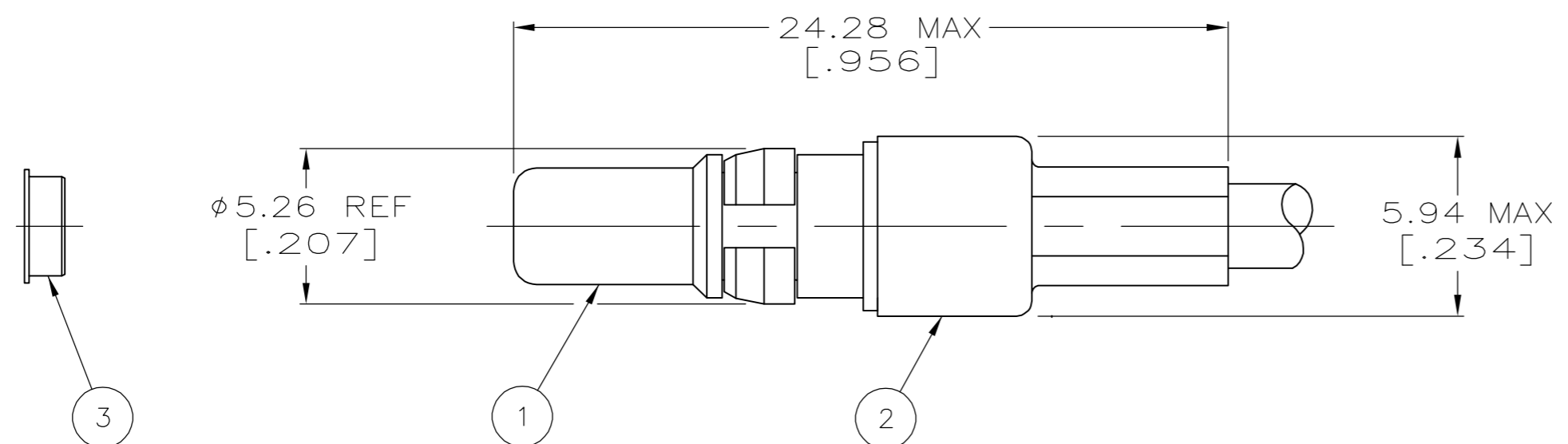


THIS DRAWING IS UNPUBLISHED. RELEASED FOR PUBLICATION - N/A .
 © COPYRIGHT N/A BY TYCO ELECTRONICS CORPORATION. ALL RIGHTS RESERVED.

LOC	DIST	REVISIONS					
DF	X0	P	LTR	DESCRIPTION	DATE	DWN	APVD
		P		REV PER 0H14-0145-05	03-05	AA	DM



- 1. FOR USE WITH: RG-142/U, 142A/U, 142B/U, 58A/U & 400/U, BELDIN 9246 CABLE.
- 2. SEE I.S. 6755.
- 3. USE HAND TOOL: 69710-2. PNEUMATIC TOOL: 69365-8.
- 3. EXTRACTION TOOL: 58095-1.
- 4. ITEM #3 IS USED TO STABILIZE THE CRIMPED CONNECTOR IN THE HOUSING CAVITY, OTHERWISE DISCARD.
- 5. IMPEDANCE: 33 OHMS APPROXIMATELY.

59993-1	RG-178/U,178A/U & 178B/U	228616-1	5-221824-3	5-228624-3	X	5-228618-5
58212-1	△	228616-1	9-221357-0	221354-1	Y	5-228618-4
59993-1	RG-179/U,179A/U,179B/U,187/U & 187A/U	228616-1	9-228603-0	5-228624-2	X	5-228618-2
59993-1	RG-174/U,188/U & 316/U	228616-1	9-228603-0	5-228624-1	X	5-228618-1
59993-1	RG-174/U,188A/U & 316/U	228616-1	228603-3	228624-4	X	228618-6
59993-1	RG-178/U,178A/U & 178B/U	228616-1	221824-3	228624-3	X	228618-5
58212-1	△	228616-1	221357-3	221354-1	Y	228618-4
59993-1	RG-188 TYPE DOUBLE BRAID	228616-1	221205-3	228624-1	X	228618-3
59993-1	RG-179/U,179A/U,179B/U,187/U & 187A/U	228616-1	228603-3	228624-2	X	228618-2
59993-1	RG-174/U,188/U & 316/U	228616-1	228603-3	228624-1	X	228618-1
VIEW	USE WITH CABLE	3 ALIGNMENT RING QTY=1	2 FERRULE QTY=1	1 PIN ASSY QTY=1	VIEW	PART NUMBER

THIS DRAWING IS A CONTROLLED DOCUMENT.

DWN	B. WERNER	26-AUG-91	 Tyco Electronics Corporation Harrisburg, Pa 17105-3608
CHK	D. DOYE	26-AUG-91	
APVD	D. DOYE	26-AUG-91	
NAME	D. DOYE		
DIMENSIONS: INCHES			PRODUCT SPEC
TOLERANCES UNLESS OTHERWISE SPECIFIED:			APPLICATION SPEC
0 PLC ± -			WEIGHT -
1 PLC ± -			SIZE A2
2 PLC ± -			CAGE CODE 00779
3 PLC ± -			DRAWING NO C=228618
4 PLC ± -			RESTRICTED TO -
ANGLES ± -			SCALE 5:1
FINISH -			SHEET 1 OF 1
MATERIAL -			REV P
CUSTOMER DRAWING			