

Surface Mount Fuse, 7.4 x 3.1 mm, Time-Lag T, 125 VAC, 125 VDC



UL 248-14 · 125VAC · 125VDC · Time-Lag T



Description

- Directly solderable on printed circuit boards

Standards

- UL 248-14
- CSA C22.2 no. 248.14

Approvals

- UL File Number: E41599

References

[Packaging Details](#)

Corresponding Fuseholder [OMH 125](#)

Assembled Fuseholder [OMZ 125](#)

Weblinks

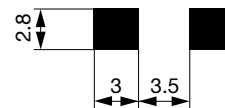
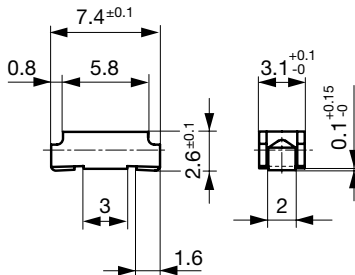
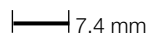
[General Product Information](#), [Approvals](#), [RoHS](#), [CHINA-RoHS](#), [e-Store](#), [SCHURTER-Stock-Check](#), [Distributor-Stock-Check](#)

Technical Data

Rated Voltage	125 VAC, 125 VDC
Rated Current	0.25 - 5 A
Breaking Capacity	100 A
Characteristic	Time-Lag T
Mounting	PCB, SMT
Admissible Ambient Air Temp.	-40 °C to +85 °C
Climatic Category	55/125/ acc. to IEC 60068-1
Material: Housing	Thermoplastic, UL 94V-0
Material: Terminals	Tin-Plated Copper Alloy
Unit Weight	0.08 g
Storage Conditions	0 °C to 60 °C, max. 70% r.h.
Product Marking	Type, Current, Approvals

Soldering Methods	Reflow, Wave
Solderability	245 °C / 3 sec acc. to IEC 60068-2-58, Test Td
Resistance to Soldering Heat	260 +0/-5 °C / 40 sec acc. to IPC/JEDEC J-STD-020D, Level 1
Moisture Resistance Test	MIL-STD-202, Method 106E (50 cycles in a temp./mister chamber)
Terminal Strength	MIL-STD-202, Method 211A (Deflection of board 1 mm for 1 minute)
Case Resistance	acc. to EIA/IS-722, Test 4.7 >100 MΩ (between leads and body)
Mechanical Shock	MIL-STD-202, Method 213B (Shock 50gn, half sine wave, 11 ms)
Resistance to Solvents	MIL-STD-202, Method 215A
Flammability	min. UL 94V-1 (acc. to EIA/IS-722, Test 4.12)

Dimensions



Soldering pads

Pre-Arcing Time

Rated Current In 1.0 x In min. 2.0 x In max. 8.0 x In min. 8.0 x In max.

0.25 A - 0.375 A	4 h	60 s	2 ms	30 ms
0.5 A - 6.3 A	4 h	60 s	5 ms	100 ms

Variants

Rated Current [A]	Rated Voltage [VAC]	Rated Voltage [VDC]	Breaking Capacity	Voltage Drop 1.0 In typ. [mV]	Power Dissipation 1.0 I _n typ. [mW]	Melting I ² t 8.0 In typ. [A ² s]	cUL _{US} CCC		Order Number
0.25	125	125	1)	142	35.5	0.02	●	●	3404.0110.xx
0.375	125	125	1)	123	46.1	0.054	●	●	3404.0111.xx
0.5	125	125	1)	95	47.5	0.16	●	●	3404.0112.xx
0.75	125	125	1)	92	69	0.43	●	●	3404.0113.xx
1	125	125	1)	88	88	0.77	●	●	3404.0114.xx
1.5	125	125	1)	82	123	1.73	●	●	3404.0115.xx
2	125	125	1)	75	150	3.58	●	●	3404.0116.xx
2.5	125	125	1)	137	343	5.6	●	●	3404.0117.xx
3	125	125	1)	128	384	8.06	●	●	3404.0118.xx
3.5	125	125	1)	119	417	11.76	●	●	3404.0119.xx
4	125	125	1)	77	308	12.3	●	●	3404.0120.xx
5	125	125	1)	79	395	20.8	●	●	3404.0121.xx
6.3	125	125	1)	82	516	25.4	●	●	3404.0122.xx

1) 100 A @ 125 VAC , p.f. ≥ 0.95 / 100 A @ 125 VDC

Packaging Unit

- .xx = .11 Plastic Bag (100 pcs.)
- .xx = .22 Blister Tape 18 cm Reel (750 pcs.)
- .xx = .24 Blister Tape 33 cm Reel (3000 pcs.)

Time-Current-Curves

