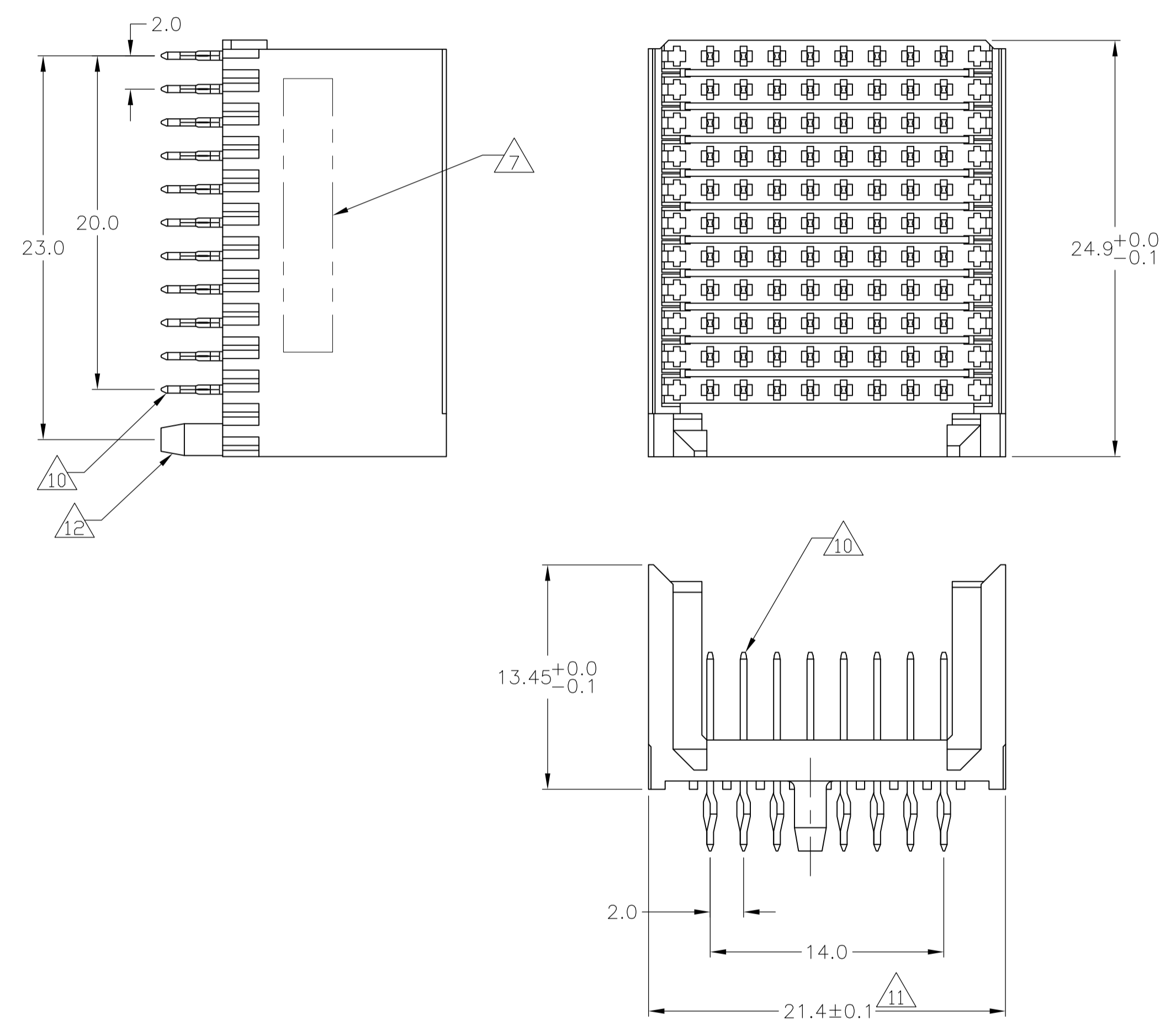
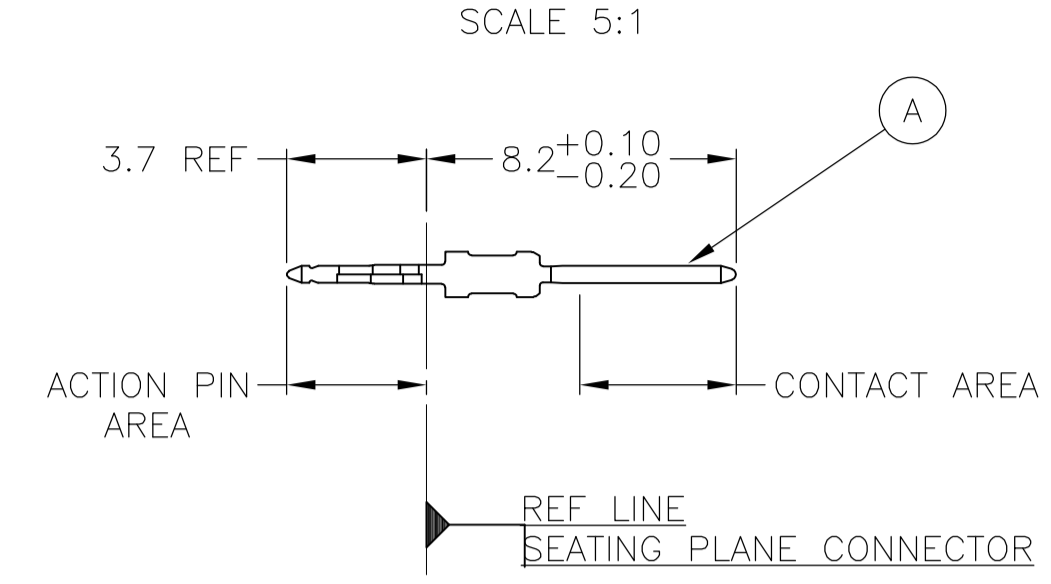


LOC		DIST		REVISIONS			
AD	00	REV	PER	DESCRIPTION	DATE	DWN	APVD
E	1	REV PER	ECR-10-000662		18JAN2010	JY	SY
F		ECR-10-018652			10SEP10	JS	MQW

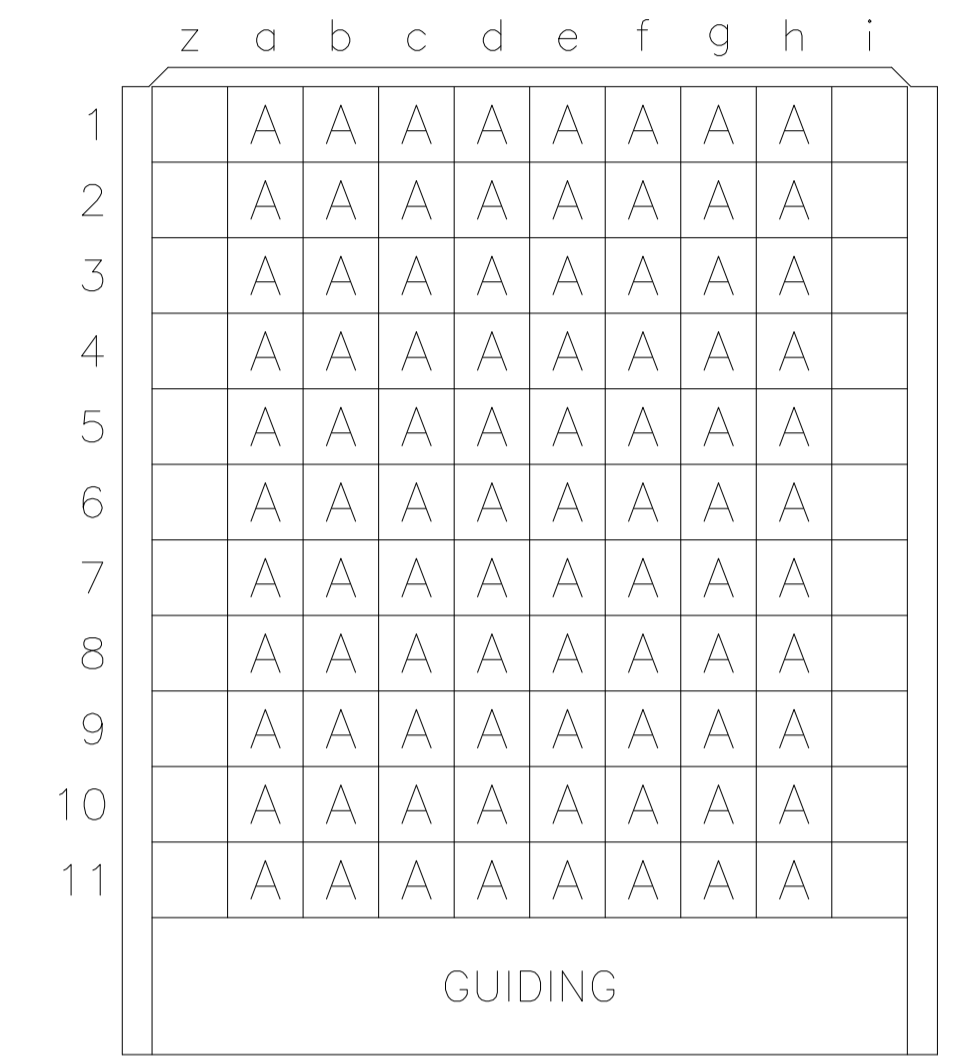
CONNECTOR ASSEMBLY EXAMPLARY LOADED



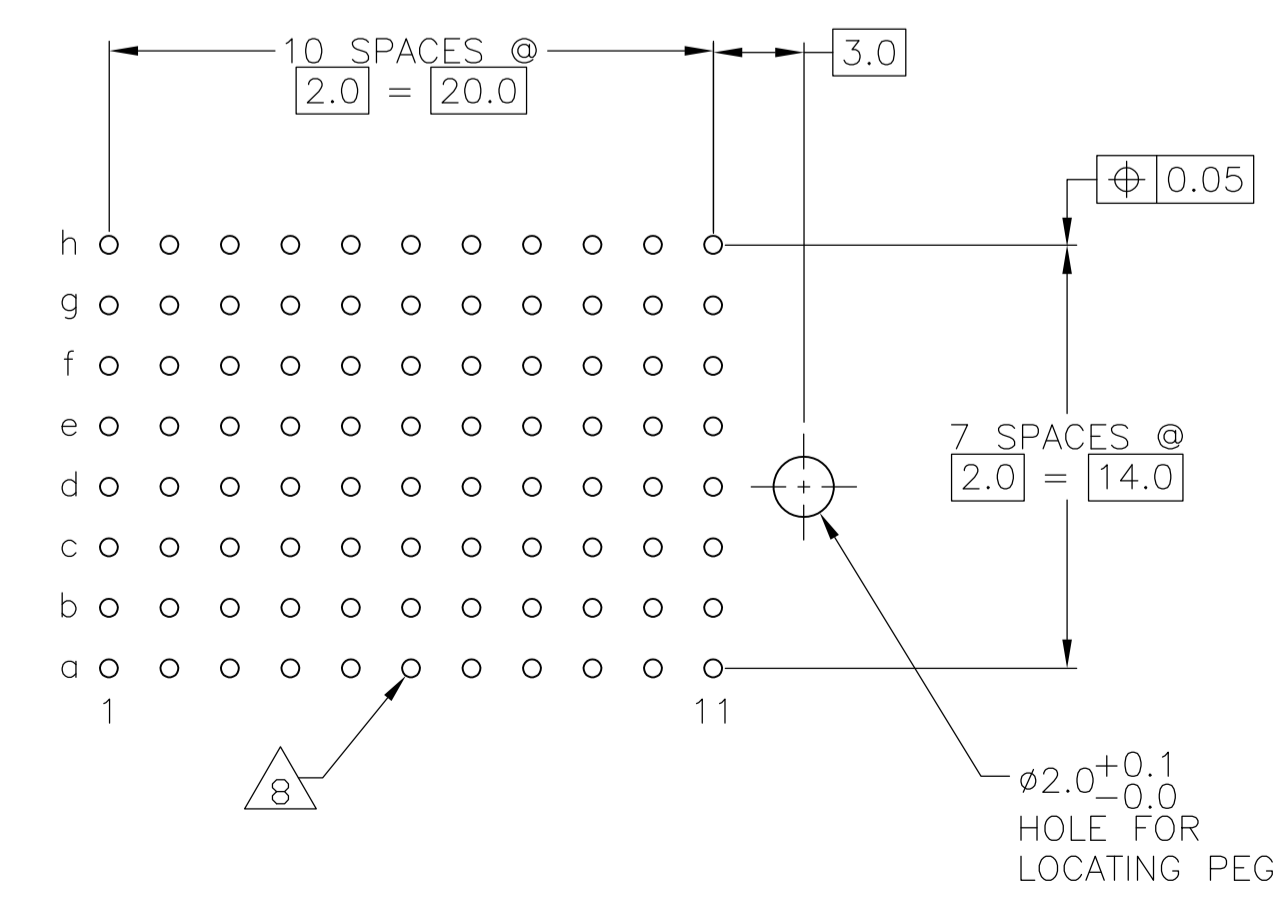
CONTACT DIMENSIONS



CONTACT LAYOUT



RECOMMENDED PCB-HOLE LAYOUT COMPONENT SIDE SHOWN



PLATED THRU HOLES PARAMETERS

REFERENCE APPLICATION SPECIFICATION

2	3	14	3-646457-0
2	6	13	1-646457-9
2	5	13	646457-9
2	4		646457-4
2	3		646457-1
FINISH			PART NUMBER

THIS DRAWING IS A CONTROLLED DOCUMENT.		DWN	13JUL05	Tyco Electronics Corporation	
DIMENSIONS: mm		S. WAITMAN	13JUL05	Harrisburg, Pa 17105-3608	
TOLERANCES UNLESS OTHERWISE SPECIFIED:		CHK	G. SKIPPER	NAME	
0-PLG	±	APVD	G. SKIPPER	PRODUCT SPEC	
1-PLG	±0.2	108-19082			
2-PLG	±0.02	APPLICATION SPEC			
3-PLG	±0.005	114-19029			
4-PLG	±	SIZE	CAGE CODE	DRAWING NO	RESTRICTED TO
ANGLES	±0.30°	WEIGHT	A1	00779	646457
FINISH	SEE TABLE	CUSTOMER DRAWING	SCALE	4:1	SHEET 1 OF 2

LOC		DIST		REVISIONS				
P	LTR	DESCRIPTION	DATE	DN	APVD			
AD	00	SEE SHEET 1						

- 1 MATERIAL:
CONTACT: PHOSPHOR BRONZE.
HOUSING: GLASS-FILLED POLYESTER.
- 2 GENERAL PLATING SPECIFICATION: UNDERPLATING
(ENTIRE CONTACT): 1.27µm MIN NICKEL AND ACTION
PIN: 0.5µm MIN TIN\LEAD.
FOR PLATING OF MATING SURFACES SEE APPLICABLE
SPECIFICATION REFERENCE FOR EACH DASH NUMBER.
- 3 CONFORMS TO ALL TESTING ACCORDING TO IEC 61076-4-101
PERFORMANCE LEVEL 2.
- 4 CONFORMS TO ALL TESTING ACCORDING TO IEC 61076-4-101
PERFORMANCE LEVEL 1.
- 5 CONNECTOR TESTED AND QUALIFIED AGAINST TELCORDIA GR-1217-CORE QUALITY LEVEL 3,
CENTRAL OFFICE APPLICATIONS.
- 6 CONNECTOR TESTED AND QUALIFIED AGAINST TELCORDIA GR-1217-CORE QUALITY LEVEL 3,
UNCONTROLLED ENVIROMENT APPLICATIONS.
- 7 CONNECTOR MARKED WITH PART NUMBER AND DATE CODE.
ADDITIONAL CHARACTERS OR MARKINGS, AS WELL AS THE LOCATION OF THE MARKINGS,
MAY BE ADDED FOR TRACEABILITY BASED UPON MANUFACTURERS DISCRETION.
- 8 PLATED-THROUGH HOLES AT 2x2mm SQUARE GRID
PATTERN DEFINED BY CONTACT LAYOUT.
- 9 FOR ACTUAL PIN LOADING SEE "CONTACT LAYOUT".
- 10 FOR ACTUAL PIN DIMENSIONS SEE "CONTACT DIMENSIONS".
- 11 TO BE MEASURED AT BOTTOM OF SHROUD.
- 12 LOCATION PEG.
- 13 CONNECTOR LUBRICATED WITH BELCORE APPROVED LUBRICANT,
TECHNICAL REFERENCE: TR-NWT-001217 ISSUE 1, SEP 1992.
- 14 0.76µm MIN GOLD PLATING AT MATING SURFACES.

THIS DRAWING IS A CONTROLLED DOCUMENT.		DN S. WAITMAN 13JUL05	Tyco Electronics Corporation Harrisburg, Pa 17105-3608	
DIMENSIONS: mm		CHK G. SKIPPER 13JUL05	NAME MALE ASSEMBLY, Z-PACK 2mm HM, TYPE F	
TOLERANCES UNLESS OTHERWISE SPECIFIED: 0-PLC ± .01 1-PLC ± .02 ±0.2 2-PLC ± .002 3-PLC ± .0005 4-PLC ± .0005 ANGLES ± .030°		APVD G. SKIPPER 13JUL05	PRODUCT SPEC 108-19082	
MATERIAL SEE SHEET 1		FINISH SEE SHEET 1	APPLICATION SPEC 114-19029	RESTRICTED TO —
WEIGHT —		SIZE A1	CAGE CODE 00779	DRAWING NO 646457
CUSTOMER DRAWING		SCALE 4:1	SHEET 2	OF 2
		REV F		