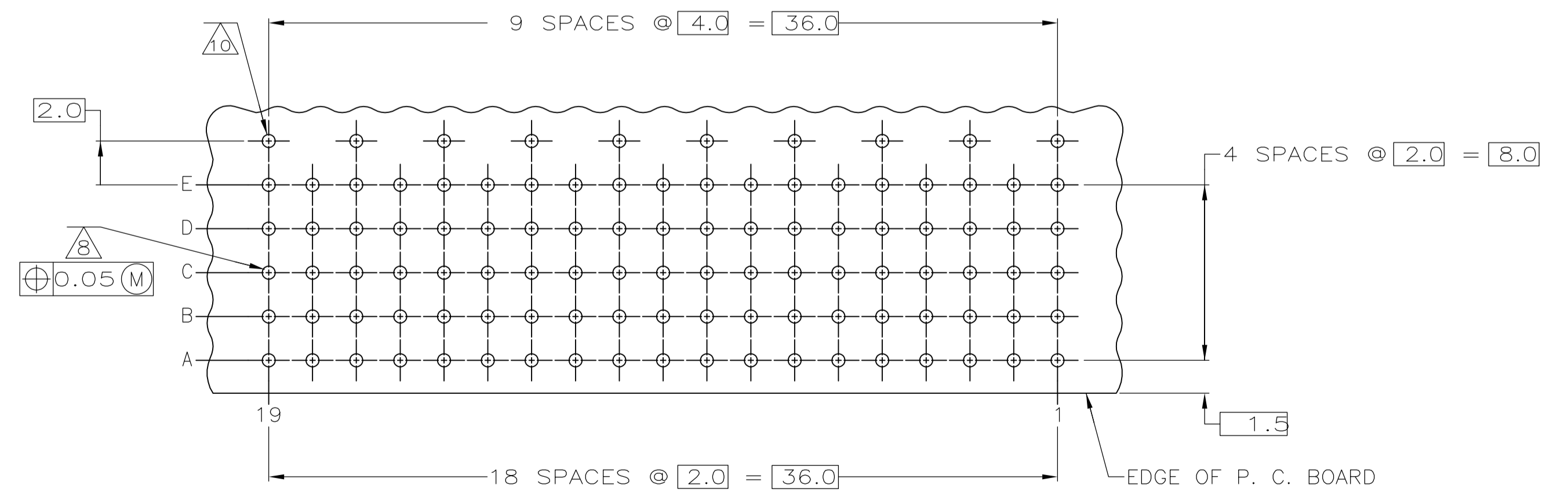
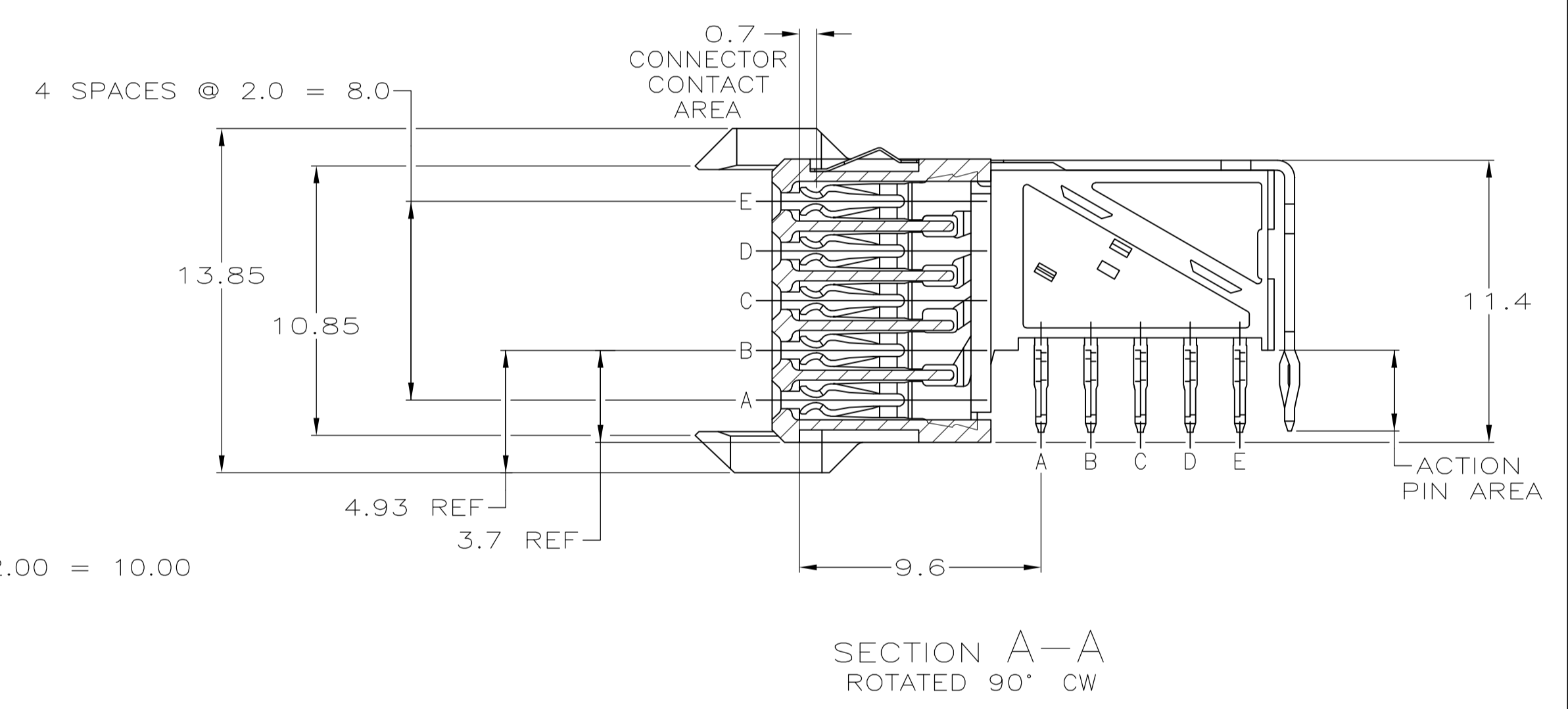
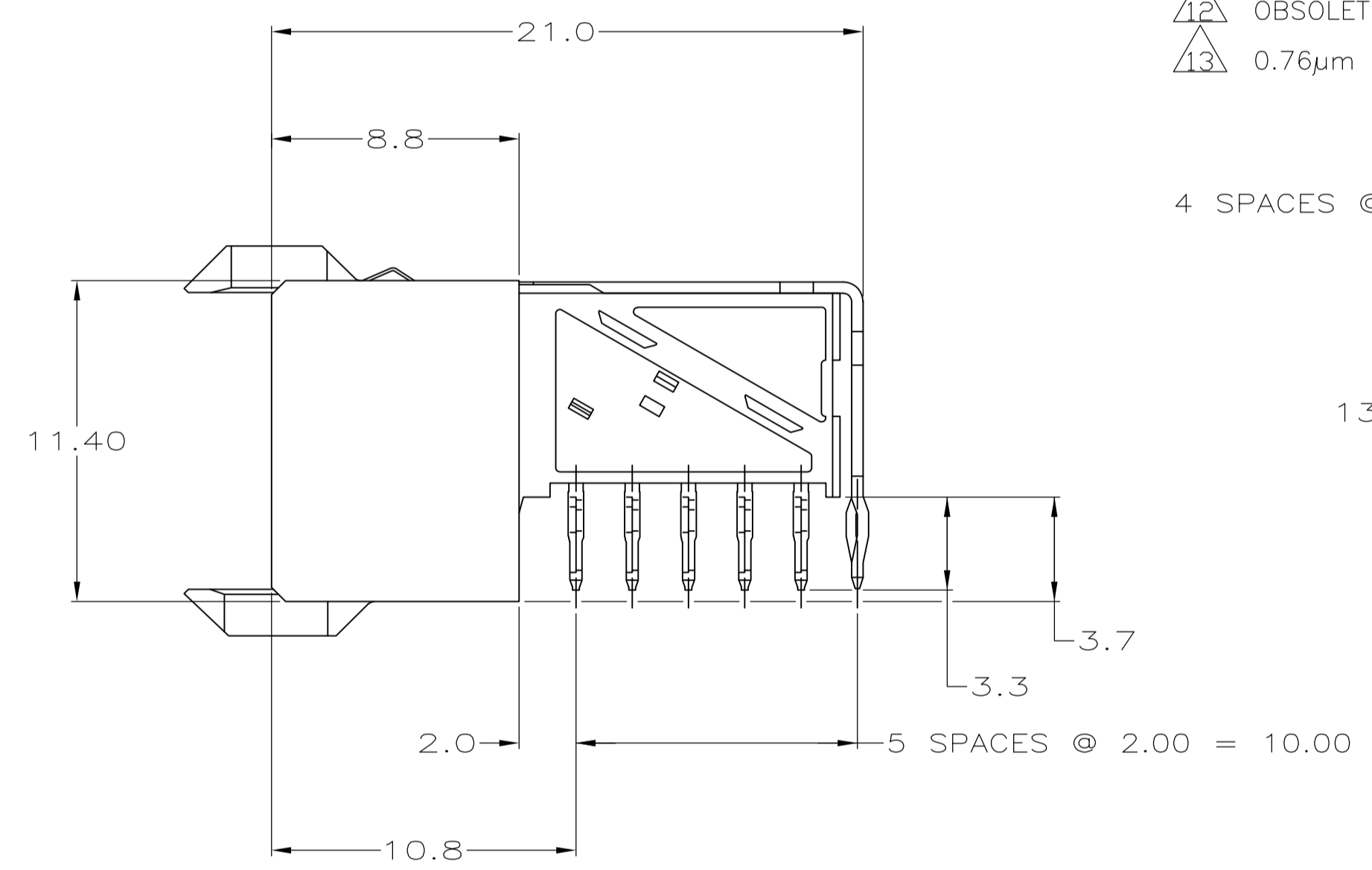
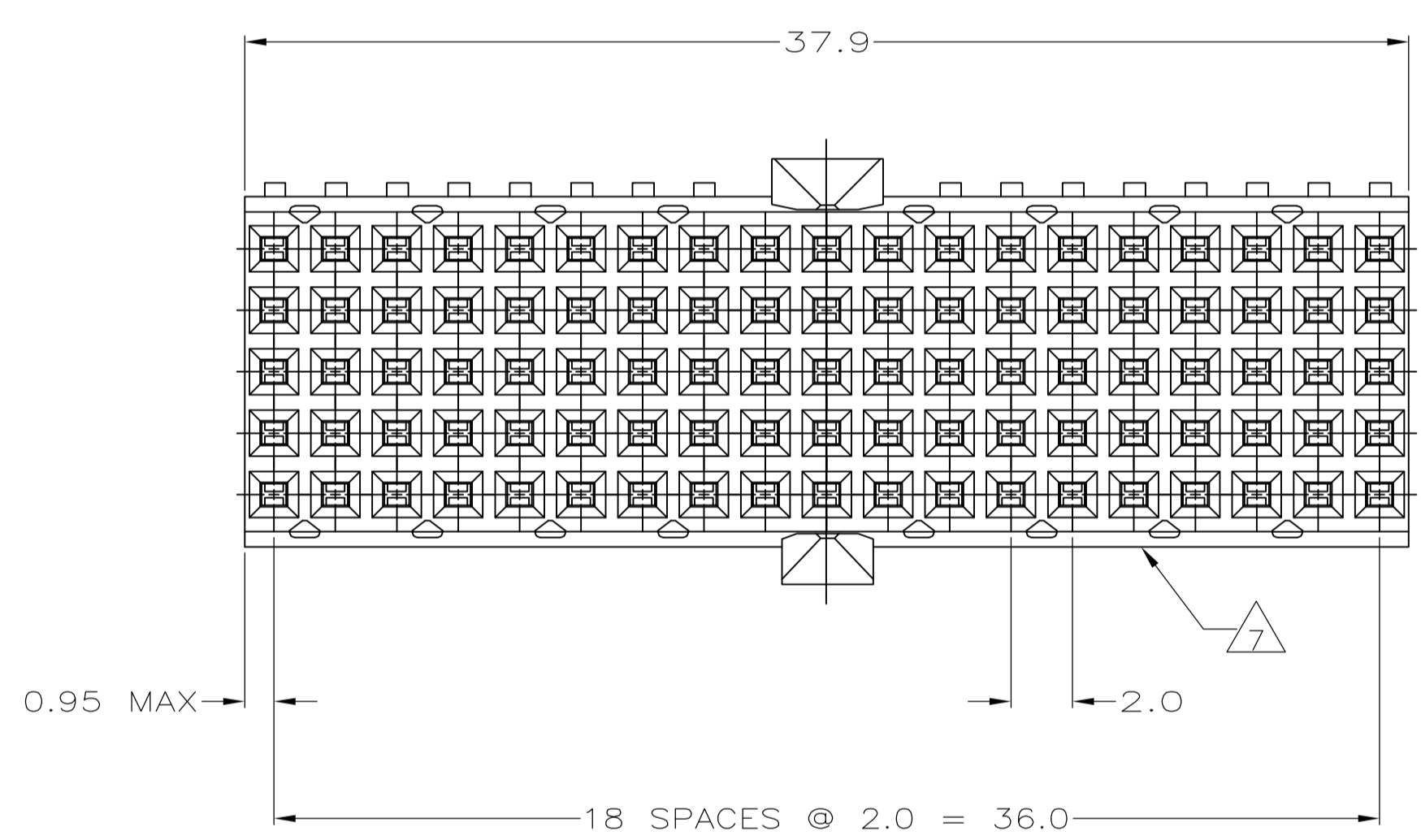
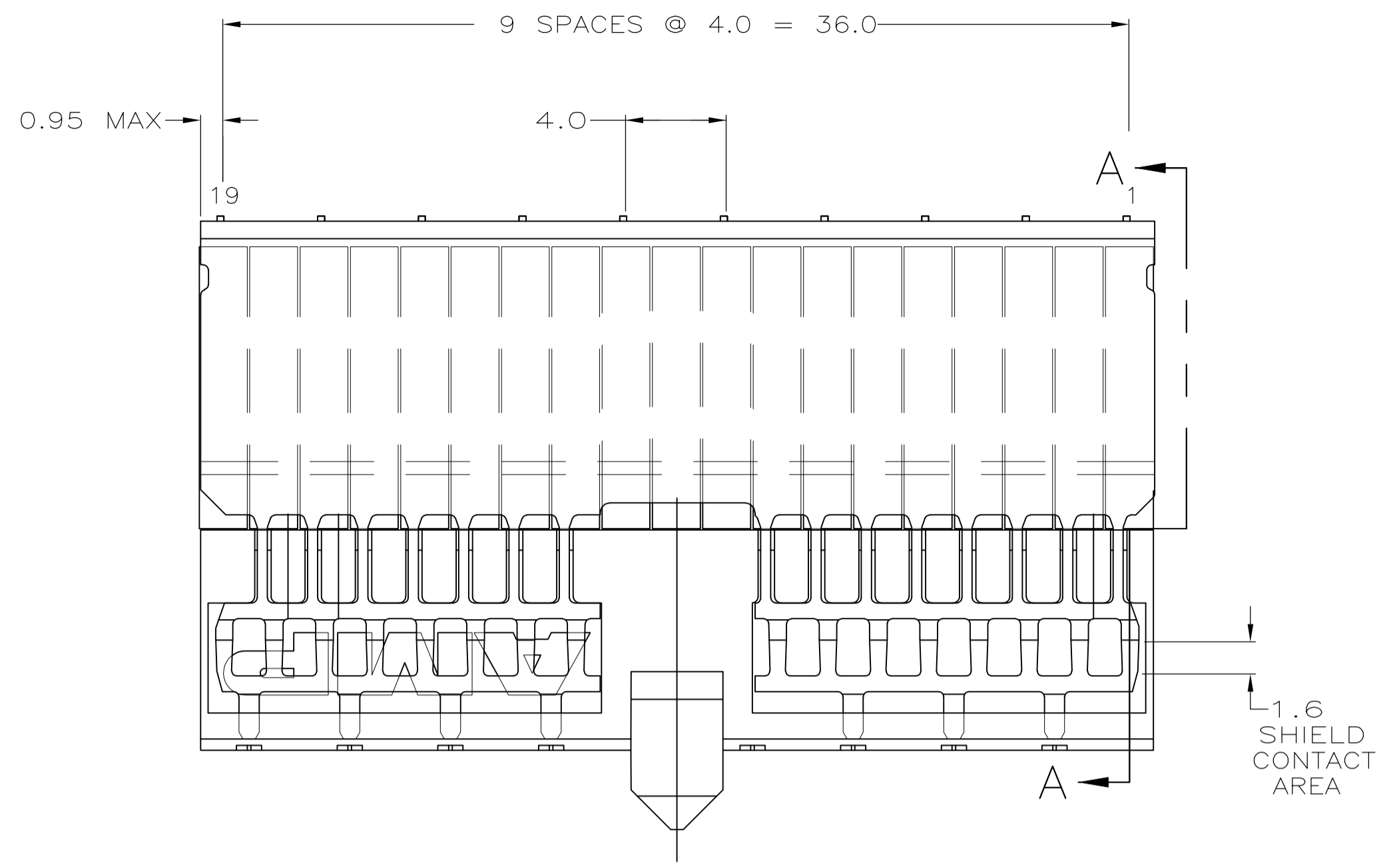


LOC		DIST		REVISIONS			
F	LTR	DESCRIPTION	DATE	DN	APVO		
D.3		REVISED PER ECO-10-001916	02FEB2010	JY	SY		
E		ECR-10-018652	10SEP10	SW	MQW		



**RECOMMENDED PCB-HOLE LAYOUT**  
COMPONENT SIDE SHOWN

SCALE 2.5:1

**PLATED THRU HOLES PARAMETERS**

REFERENCE APPLICATION SPECIFICATION

- 1 MATERIAL:  
CONTACT: PHOSPHOR BRONZE.  
HOUSING: GLASS-FILLED POLYESTER.
- 2 GENERAL PLATING SPECIFICATION: UNDERPLATING  
(ENTIRE CONTACT): 1.27µm MIN NICKEL AND ACTION  
PIN: 0.5µm MIN TIN/LEAD.  
FOR PLATING OF MATING SURFACES SEE APPLICABLE  
SPECIFICATION REFERENCE FOR EACH DASH NUMBER.
- 3 CONFORMS TO ALL TESTING ACCORDING TO IEC 61076-4-101  
PERFORMANCE LEVEL 2.
- 4 CONFORMS TO ALL TESTING ACCORDING TO IEC 61076-4-101  
PERFORMANCE LEVEL 1.
- 5 CONNECTOR TESTED AND QUALIFIED AGAINST TELCORDIA GR-1217-CORE QUALITY LEVEL 3,  
CENTRAL OFFICE APPLICATIONS.
- 6 CONNECTOR TESTED AND QUALIFIED AGAINST TELCORDIA GR-1217-CORE QUALITY LEVEL 3,  
UNCONTROLLED ENVIROMENT APPLICATIONS.
- 7 CONNECTOR MARKED WITH PART NUMBER AND DATE CODE.  
ADDITIONAL CHARACTERS OR MARKINGS, AS WELL AS THE LOCATION OF THE MARKINGS,  
MAY BE ADDED FOR TRACEABILITY BASED UPON MANUFACTURERS DISCRETION.
- 8 PLATED-THROUGH HOLES AT 2x2mm SQUARE GRID  
PATTERN DEFINED BY CONTACT LAYOUT.
- 9 CONNECTOR LUBRICATED WITH TELCORDIA APPROVED LUBRICANT,  
TECHNICAL REFERENCE: TR-NWT-001217 ISSUE 1, SEP 1992.
- 10 10 PLATED THROUGH HOLES FOR UPPER SHIELD, ROW F.
- 11. SHIELD MOUNTED TO CONNECTOR WITH DOUBLE SIDED ADHESIVE TAPE OR ADHESIVE.
- 12 OBSOLETE PARTS: OBSOLETE CIS STREAMLINING PER D.RENAUD/D.SINISI
- 13 0.76µm MIN GOLD PLATING AT MATING SURFACES.

FINISH	PART NUMBER
2 3 13	3-646488-0
2 6 9	1-646488-9
2 5 9	-646488-9-
2 4	646488-4
2 3	646488-1

THIS DRAWING IS A CONTROLLED DOCUMENT.

DIMENSIONS:	TOLERANCES UNLESS OTHERWISE SPECIFIED:	DIN B CARDO	06DEC05	Tyco Electronics Corporation 's-Hertogenbosch, Nederland
mm	0-PLG ± 1-PLG ±0.2 2-PLG ±0.02 3-PLG ±0.02 4-PLG ± ANGLES ±	GK G SKIPPER	06DEC05	
MATERIAL	FINISH	APVO G SKIPPER	06DEC05	NAME
1	SEE TABLE	PRODUCT SPEC		RECEPTACLE ASSEMBLY, Z-PACK 2mm HM, TYPE A/B,PRE-SHIELDED,95 POSITION
		APPLICATION SPEC		SIZE
		WEIGHT		A1
		CUSTOMER DRAWING		SCALE 5:1