

# Common Mode EMI Chokes

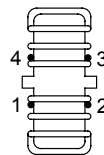
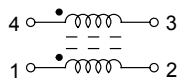
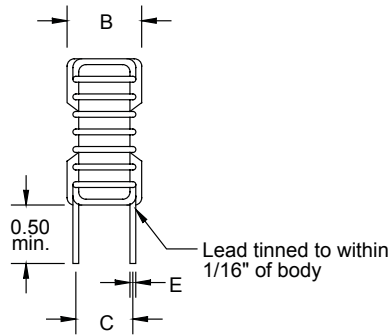
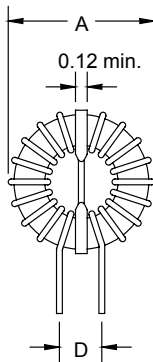
## Special Features

- Reduce conductive EMI emission
- High current capacity
- High impedance at low frequency
- Dielectric strength 3750 Vrms
- Coil wound on VW-1 rated plastic cased ferrite core
- Operating temperature -55 to +105 °C

† RoHS Directive 2002/95/EC Jan 27 2003 including Annex.

7100 Series								
Part Number	L (mH)	I, DC (A)	DCR	Dim. A	Dim. B	Dim. C	Dim. D	Dim. E
	Min. @ 1 KHz		( $\Omega$ )	Max.	Max.	Max.	Nom.	Nom.
7101-RC	0.51	1.0	0.040	0.600	0.450	0.400	0.200	0.016
7102-RC	0.85	1.0	0.060	0.600	0.450	0.400	0.200	0.016
7103-RC	1.70	1.0	0.070	0.600	0.450	0.400	0.200	0.016
7104-RC	2.55	1.0	0.100	0.600	0.450	0.400	0.200	0.016
7105-RC	4.25	1.0	0.125	0.600	0.450	0.400	0.200	0.016
7106-RC	0.51	2.0	0.030	0.600	0.450	0.400	0.200	0.020
7107-RC	0.85	2.0	0.040	0.600	0.450	0.400	0.200	0.020
7108-RC	1.70	2.0	0.060	0.600	0.450	0.400	0.200	0.020
7109-RC	2.55	2.0	0.075	0.600	0.450	0.400	0.200	0.020
7110-RC	0.51	3.0	0.020	0.600	0.450	0.400	0.200	0.023
7111-RC	0.85	3.0	0.030	0.600	0.450	0.400	0.200	0.023
7112-RC	0.85	2.0	0.050	0.800	0.550	0.500	0.300	0.023
7113-RC	1.70	2.0	0.075	0.800	0.550	0.500	0.300	0.023
7114-RC	2.55	2.0	0.085	0.800	0.550	0.500	0.300	0.023
7115-RC	4.25	2.0	0.110	0.800	0.550	0.500	0.300	0.023
7116-RC	6.80	2.0	0.200	0.800	0.550	0.500	0.300	0.023
7117-RC	0.85	5.0	0.035	0.800	0.550	0.500	0.300	0.030
7118-RC	1.70	5.0	0.040	1.20	0.800	0.700	0.400	0.030
7119-RC	4.25	4.0	0.046	1.20	0.800	0.700	0.400	0.030
7120-RC	6.80	4.0	0.060	1.20	0.800	0.700	0.400	0.030
7121-RC	42.5	2.0	0.200	1.20	0.800	0.700	0.400	0.023
7122-RC	25.5	4.0	0.130	1.20	0.800	0.700	0.400	0.030
7123-RC	9.35	5.0	0.072	1.20	0.800	0.700	0.400	0.036
7124-RC	2.55	10	0.020	1.20	0.800	0.700	0.400	0.046

"-RC" suffix indicates RoHS compliance.



Dimensions: Inches