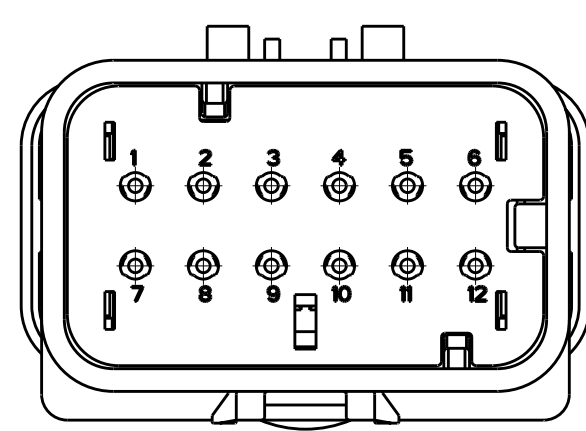
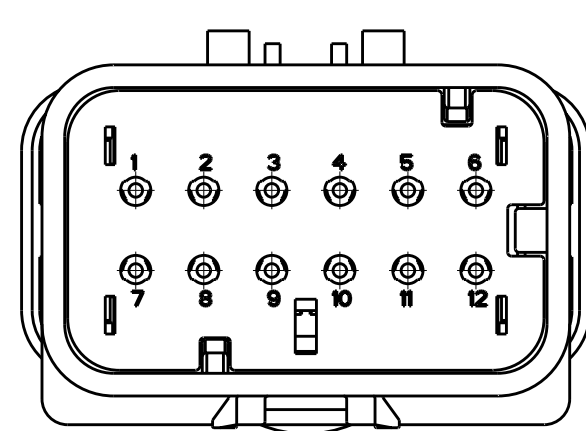


THIS DRAWING IS UNPUBLISHED. RELEASED FOR PUBLICATION
 © COPYRIGHT 20 BY TYCO ELECTRONICS CORPORATION. ALL RIGHTS RESERVED.

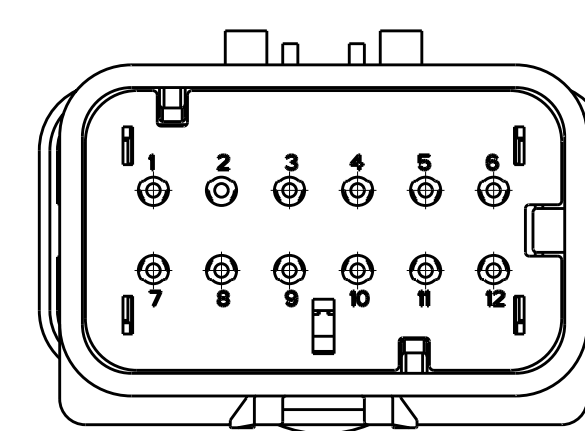
LOC	DIST	REVISIONS			
P	LTR	DESCRIPTION	DATE	DWN	APVD
GE	00				
	B	REVISED PER ECR-05-000715	17MAR2005	WH	RS
	B1	REVISED PER ECO-08-029119	12DEC2008	DD	DC
	B2	REV PER ECR-10-015901	30JUL2010	HM	RB



776539-2
SCALE 2:1

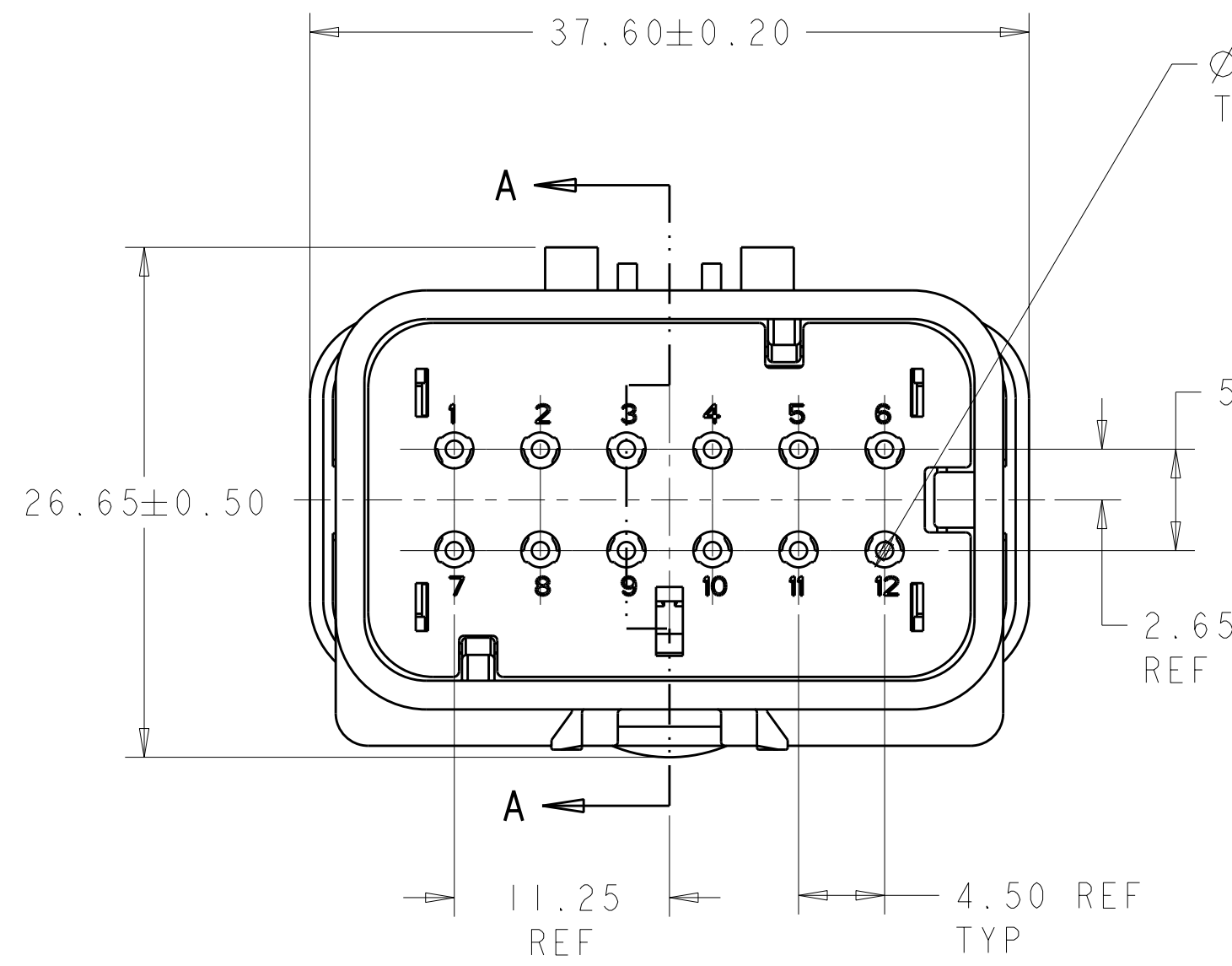


776539-3
SCALE 2:1

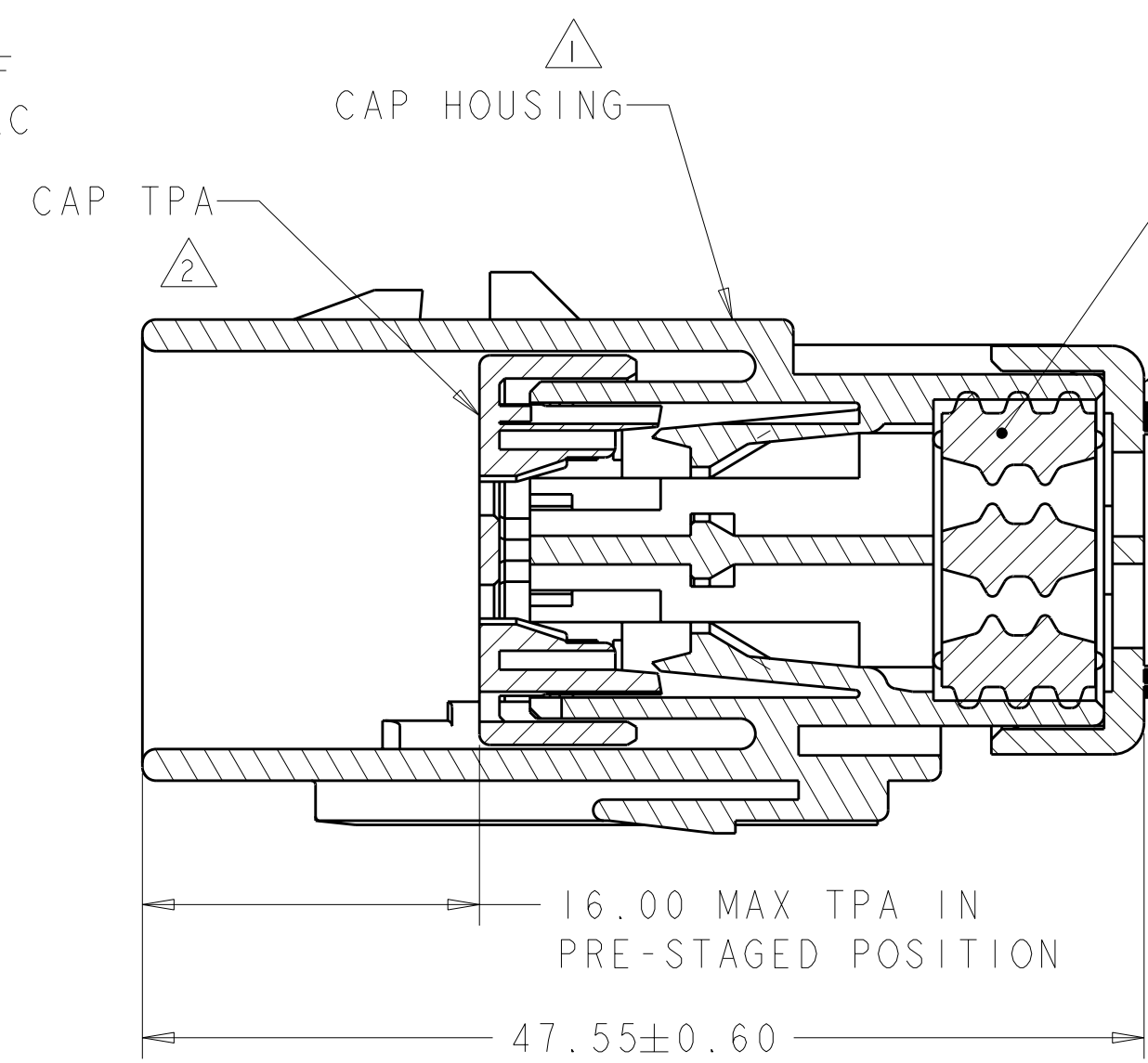


776539-4
SCALE 2:1

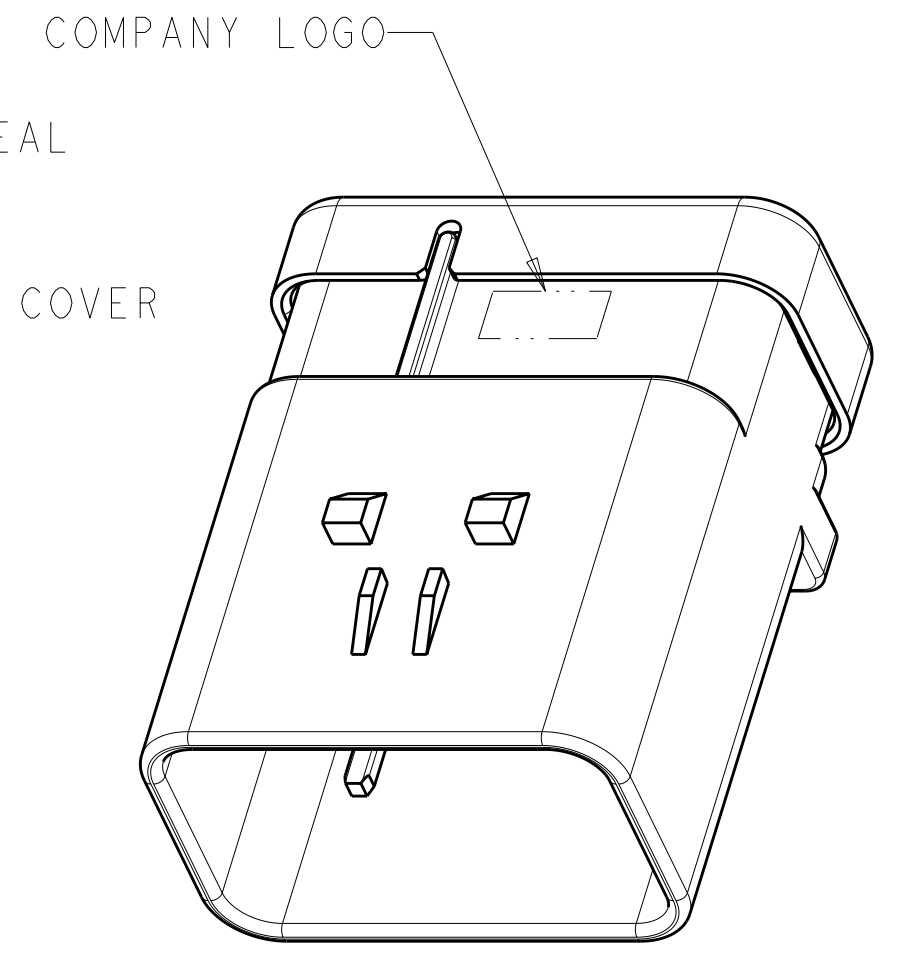
- 1 MATERIAL: 15% GLASS FILLED THERMOPLASTIC
COLOR: BLACK
 - 2 MATERIAL: 15% GLASS FILLED THERMOPLASTIC
COLOR: (SEE TABLE)
 - 3 MATERIAL: SILICONE
COLOR: ORANGE
4. RECOMMENDED WIRE DIAMETER RANGE IS 1.30 TO 2.54mm



776539-1 SHOWN



SECTION A-A



SCALE 2:1

TPA COLOR	PART NUMBER
GREEN	776539-4
YELLOW	776539-3
GRAY	776539-2
RED	776539-1

THIS DRAWING IS A CONTROLLED DOCUMENT FOR TYCO ELECTRONICS CORPORATION IT IS SUBJECT TO CHANGE AND THE CONTROLLING ENGINEERING ORGANIZATION SHOULD BE CONTACTED FOR THE LATEST REVISION.		DWN: 04SEP2003 W. HOELSCHER CHK: 04SEP2003 J. PATERSON APVD: 04SEP2003 D. KLEIN	Tyco Electronics Harrisburg, PA 17105-3608
DIMENSIONS: mm	TOLERANCES UNLESS OTHERWISE SPECIFIED: 0 PLC ± 1 PLC ± 2 PLC ± 3 PLC ± 4 PLC ± ANGLES ± FINISH	PRODUCT SPEC APPLICATION SPEC 114-13065 WEIGHT CUSTOMER DRAWING	NAME CAP ASSEMBLY, 12 POSITION, 2 ROW, AMPSEAL 16 CONNECTOR REDUCED DIA WIRE SEAL SIZE: A2 CAGE CODE: 00779 DRAWING NO: 776539 RESTRICTED TO: - SCALE: 2:1 SHEET: 1 OF 1 REV: B2