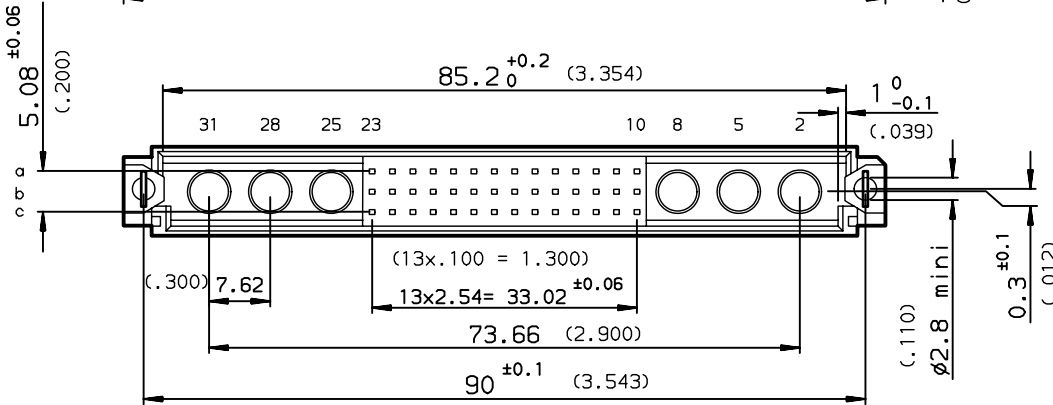
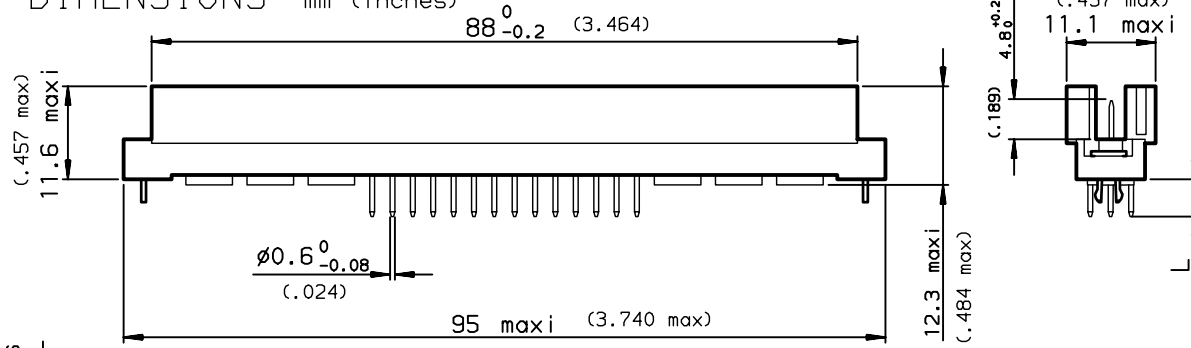
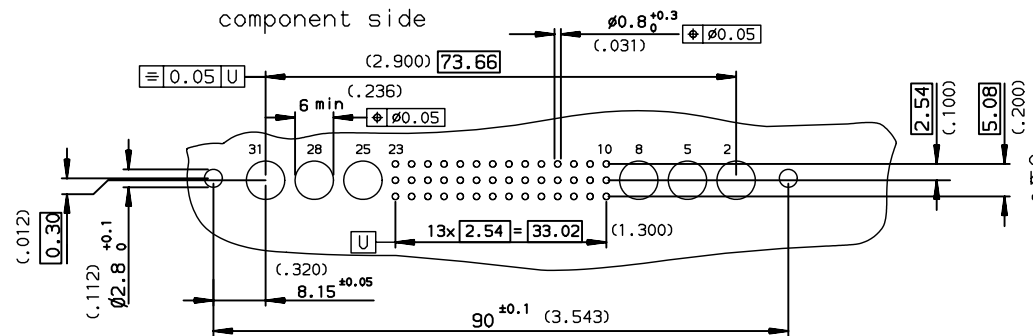


DIMENSIONS mm (inches)



PART NUMBER		8609			E8				5	
PIN OUT		rows a-b-c		3	42	rows a-c		4	28	
NUMBER OF CONTACTS										
TERMINATION		L = 2.70 ±0.25 (.106)								24
		L = 4.65 ±0.25 (.183)								14
OPTIONS		no option								7
		with harpoons								H
										A
										R
PERFORMANCE CLASS		DIN 41612 class 3								4
		DIN 41612 class 2								5
		DIN 41612 class 1								6
TERMINATION TYPE		TIN LEAD								000E1
		LEAD FREE								E1LF

PCB DRILLING



GENERAL CHARACTERISTICS AND ROHS INFORMATIONS:  
SEE DRAWING C-8609-0000A

European Views

www.fciconnect.com		surface	tolerance std	projection	mm
		ISO 1302	ISO 406 ISO 1101		
		TOLERANCES UNLESS OTHERWISE SPECIFIED			
Dr	ROUILLARD	1996/02/22	0.X	±0.1	size
Eng	TARON	1996/02/22	0.XX	±0.1	A3
Chr	LEGARE	1996/02/22	0.XX' ±2'	±0.1	Scale
Appr	LEGARE	1996/02/22	Product family	DIN 8609	1.5
		Product family		DIN 8609	Spec ref -
		title			Rev.
		STRAIGHT MALE WITH SPECIAL CONTACTS			C
		SOLDER TO BOARD			C
		catalog no			C-8609-0506
		CUSTOMER			sheet 1 of 1

rev	ecn no	dr	date
A	-	-	1996/02/22
B	LS05-001	JTA	2005/03/02
C	LS06-0095	LGO	2006/06/26
-	-	-	-
-	-	-	-
-	-	-	-



Copyright FCI.