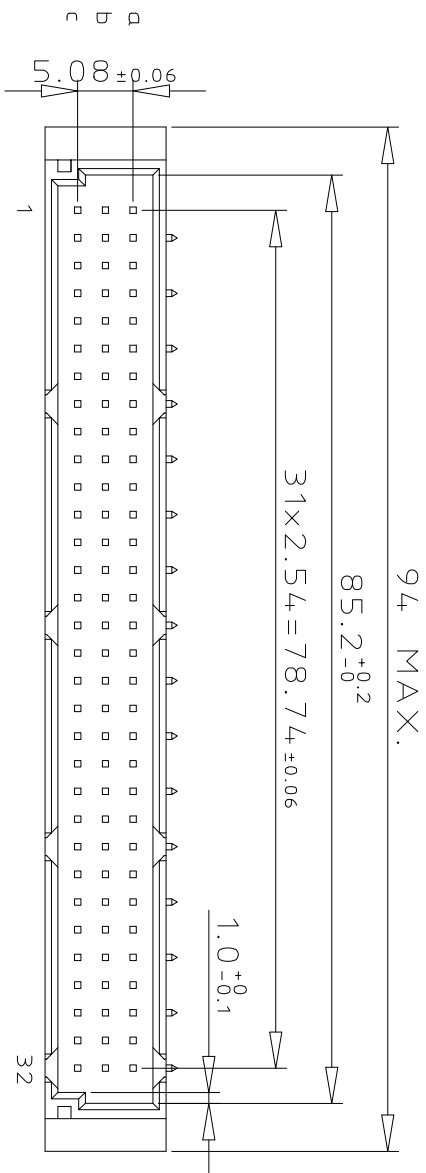
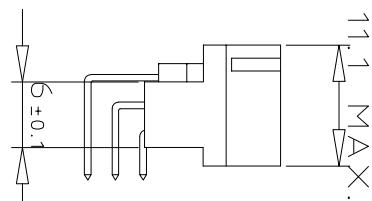
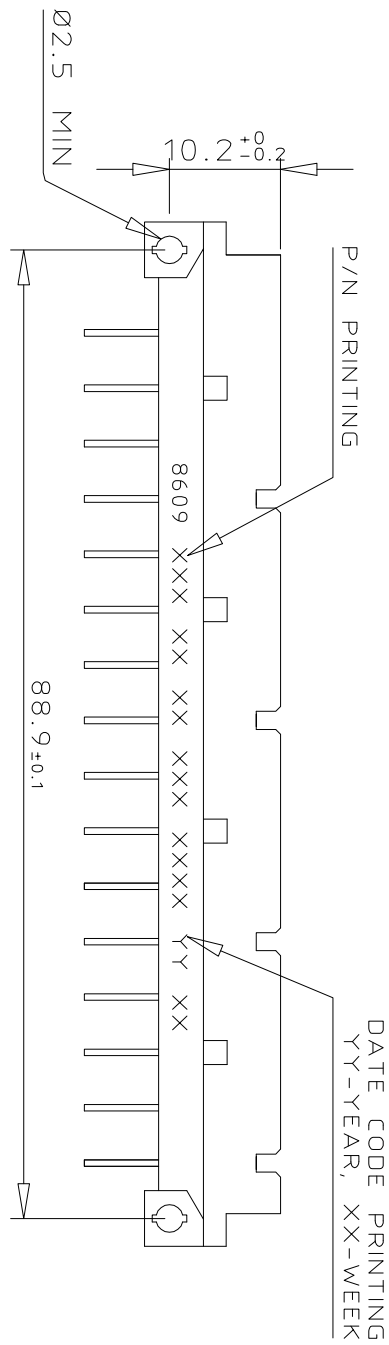
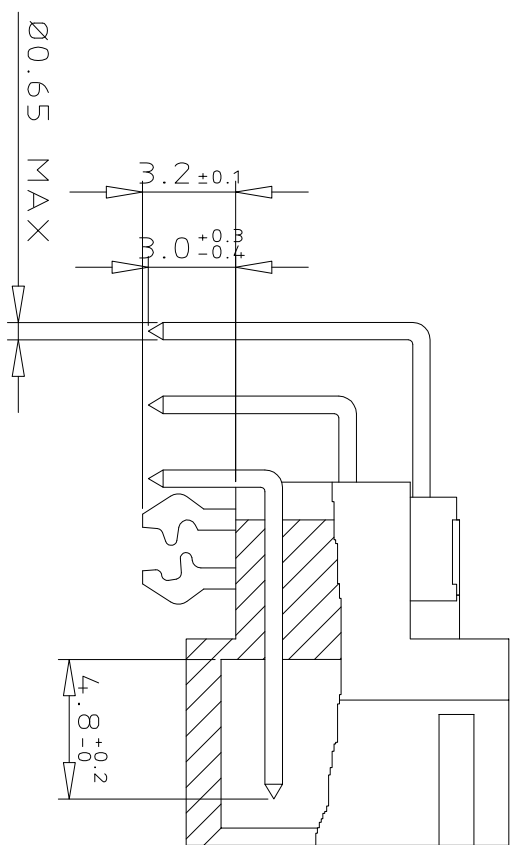


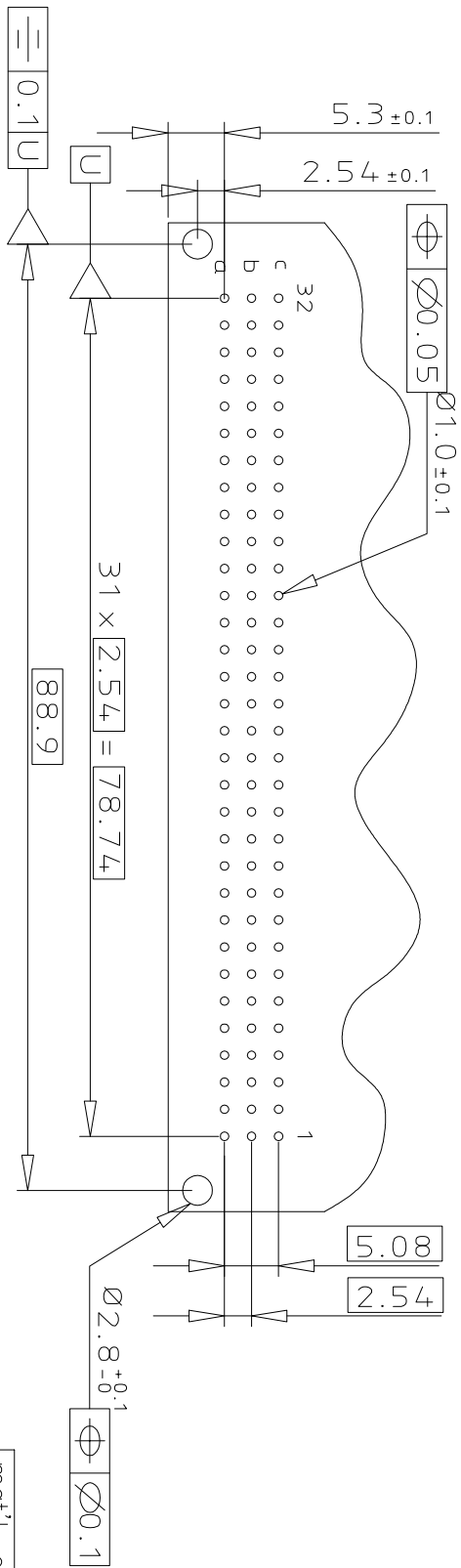
### DIMENSIONS



### TERMINATION



### PCB LAYOUT



### ORDERING INFORMATION

SERIES	8609	3	4	8	7	1	13	7	4	8	ELF
ROWS FITTED WITH CONTACTS											
ROW a	b	c									
NO. OF CONTACTS											
TYPE OF INSULATOR											
3 ROW MALE INSULATOR											
METHOD OF MOUNTING											
STANDARD MOUNTING - STYLE C											
TERMINATION											
ANGLED SPILL											
OPTIONS											
NO OPTION											
WITH HARBOONS											
PERFORMANCE CLASS											
DIN 41612 CLASS 3											
DIN 41612 CLASS 2											
DIN 41612 CLASS 1											
AS PER MIL C 55302 / JSS 50808											
PITCH PER ROW											
5.08 mm EVEN LOADING											
LEAD FREE VERSION											

GENERAL CHARACTERISTICS & ROHS INFO

REFER DRAWING C-8609-0000A

mat'l. code	SEE DWG C-8609-0000A		surface	ISO 1302	tolerance	ISO 406	ISO 1101	projection	product family		8609
tr	ecn	no	dr	date	angles	linear	0.X	±0.1	title		DIN STANDARD HEADER
A	104-0084	MINI	2004-09-18		0.XX	±0.1	0.XXX	±0.1	DIN 41612 STYLE C		
B	105-0089	MINI	2005-05-19		0.XXX	±0.1	scale	3:2	dwg no		C-8609-2002
C	106-0061	MINI	2006-05-31	0*2*					sheet 1 of 1		A3
D	107-0111	KR	2007-09-05	dr	MINI K V				type		Product Customer Drawing
E	108-0146	KR	2008-10-22	engr	RAKHEE G				size		
		chr			KESAVAN R						
		pppd			KESAVAN R						
sheet index	revision	sheet	1								