




Designers' Choice

INSTRUMENTATION HANDLES

INSTRUMENTATION HANDLES



Choice of: Brass or Aluminum — Round or Oval

These instrumentation handles are manufactured in a wide variety of diameters, lengths, platings and internal thread sizes. They will enhance the look of quality products and equipment and provide the sturdy support needed for contemporary equipment.

ROUND

- .156, .187, .250, .312 and .375 diameters
- Mounting centers from 1.250 to 6.437
- Internal threads 4-40, 6-32, 8-32 and 10-32
- Heights from .625 to 1.750

MATERIAL SPECIFICATIONS

Brass: per ASTM-B16
Aluminum: QQ-A-325, alloy 6061-T6

PLATINGS

Brass: Nickel plated per QQ-N-290
Aluminum: Black anodized per MIL-A-8625

OVAL

- .625 x .281 diameter
- Mounting centers from 4.000 to 6.437
- Internal threads 10-32
- Heights form 1.375 to 2.000

MATERIAL SPECIFICATIONS

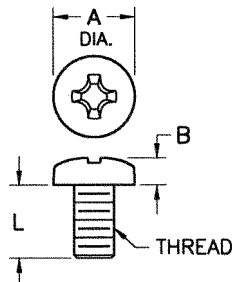
Brass: per ASTM-B16
Aluminum: QQ-A-325, alloy 6061-T6

PLATINGS

Brass: Nickel plated per QQ-N-290
Aluminum: Black Anodized per MIL-A-8625

HANDLE MOUNTING SCREWS

- Phillips drive pan head machine screws



MATERIAL: Stainless Steel

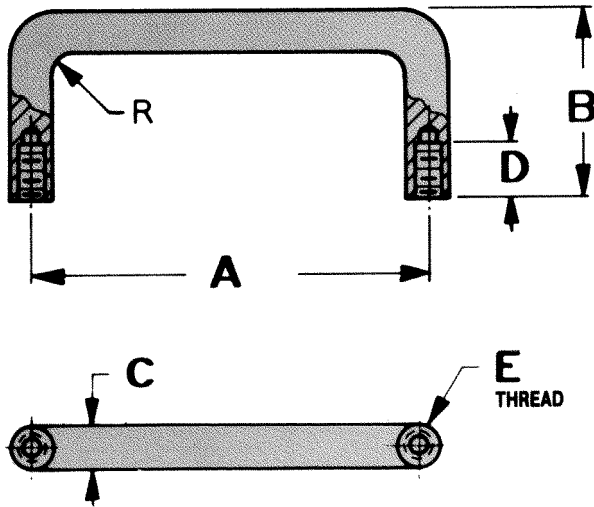
CAT. NO.	LENGTH "L"	THREAD	A	B	DRIVER SIZE
9900	1/4 (.250)	4-40	.212	.065	1
9901	3/8 (.375)				
9902	1/2 (.500)				
9903	1/4 (.250)	6-32	.263	.092	2
9904	3/8 (.375)				
9905	1/2 (.500)				
9906	3/8 (.375)	8-32	.314	.110	2
9907	1/2 (.500)				
9908	3/4 (.750)				
9909	3/8 (.375)	10-32	.365	.128	2
9910	1/2 (.500)				
9911	3/4 (.750)				

INSTRUMENTATION HANDLES

Designers' Choice



ROUND INSTRUMENTATION HANDLES



BRASS CAT. NO.	ALUMINUM CAT. NO.	A Mtg. Ctrs.	B Height	E Thread	D Depth	R Radius	C Diameter
7140	7170	1.250	1.000	4-40	.375	.156	.156
7141	7171	2.000	1.000	4-40	.375	.156	
7142	7172	3.000	1.000	4-40	.375	.156	
9100	9110	1.250	.625	4-40	.156	.187	.187
9101	9111	1.500	.625	4-40	.156	.187	
9104	9114	1.500	.750	4-40	.156	.187	
9102	9112	1.750	.625	4-40	.156	.187	
9105	9115	1.750	.750	4-40	.156	.187	
9103	9113	2.000	.625	4-40	.156	.187	
9106	9116	1.250	1.000	6-32	.250	.187	
9107	9117	1.500	1.000	6-32	.250	.187	
9108	9118	2.000	1.000	6-32	.250	.187	
9109	9119	3.000	1.000	6-32	.250	.187	
7143	7173	3.000	1.500	8-32	.562	.250	.250
485	515	3.000	1.750	8-32	.562	.250	
480	510	3.500	1.500	8-32	.562	.250	
7144	7174	4.000	1.500	8-32	.562	.250	
486	516	4.000	1.750	8-32	.562	.250	
481	511	4.500	1.500	8-32	.562	.250	
487	517	4.500	1.750	8-32	.562	.250	
482	512	5.000	1.500	8-32	.562	.250	
488	518	5.000	1.750	8-32	.562	.250	
483	513	5.500	1.500	8-32	.562	.250	
484	514	6.000	1.500	8-32	.562	.250	
489	519	6.000	1.750	8-32	.562	.250	
7145	7175	3.000	1.500	10-32	.562	.312	.312
7146	7176	4.000	1.500	10-32	.562	.312	
493	523	4.000	1.750	10-32	.562	.312	
490	520	4.500	1.500	10-32	.562	.312	
494	524	4.500	1.750	10-32	.562	.312	
7147	7177	4.562	1.500	10-32	.562	.312	
491	521	5.000	1.500	10-32	.562	.312	
495	525	5.000	1.750	10-32	.562	.312	
492	522	5.500	1.500	10-32	.562	.312	
7148	7178	6.000	1.500	10-32	.562	.312	
496	526	6.000	1.750	10-32	.562	.312	
7149	7179	6.437	1.750	10-32	.562	.312	
7150	7180	4.000	1.375	10-32	.375	.375	.375
7151	7181	6.000	1.375	10-32	.375	.375	

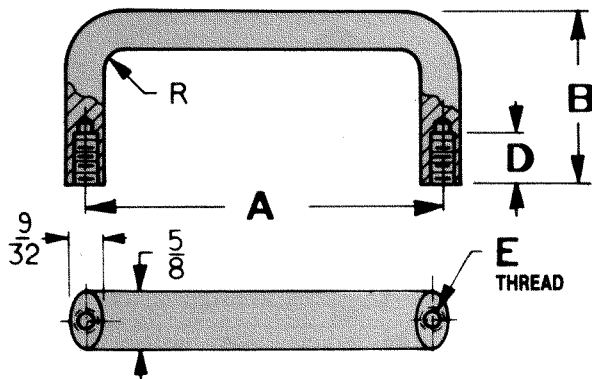
FERRULES FOR ROUND HANDLES

- To protect and support panel surface



BRASS CAT. NO.	ALUMINUM CAT. NO.	FOR DIA./THREAD	A	B	C	D	E	F
7162	7192	.156/4-40	.250	.120	.047	.125	.200	.161
9120	9122	.187/4-40	.312	.120	.062	.125	.265	.203
9121	9123	.187/6-32	.312	.144	.062	.125	.265	.203
7163	7193	.250/8-32	.375	.170	.062	.187	.320	.260
7164	7194	.312/10-32	.562	.196	.062	.250	.406	.320

OVAL INSTRUMENTATION HANDLES (.625 x .281)



BRASS CAT. NO.	ALUMINUM CAT. NO.	A Mtg. Ctrs.	B Height	E Thread	D Depth	R Radius
7156	7186	4.000	1.750	10-32	.500	.500
534	544	4.000	2.000	10-32	.500	.500
530	540	4.500	1.750	10-32	.500	.500
535	545	4.500	2.000	10-32	.500	.500
531	541	5.000	1.750	10-32	.500	.500
536	546	5.000	2.000	10-32	.500	.500
532	542	5.500	1.750	10-32	.500	.500
537	547	5.500	2.000	10-32	.500	.500
7157	7187	6.000	1.375	10-32	.375	.500
533	543	6.000	1.750	10-32	.500	.500
538	548	6.000	2.000	10-32	.500	.500
7158	7188	6.437	1.750	10-32	.500	.500