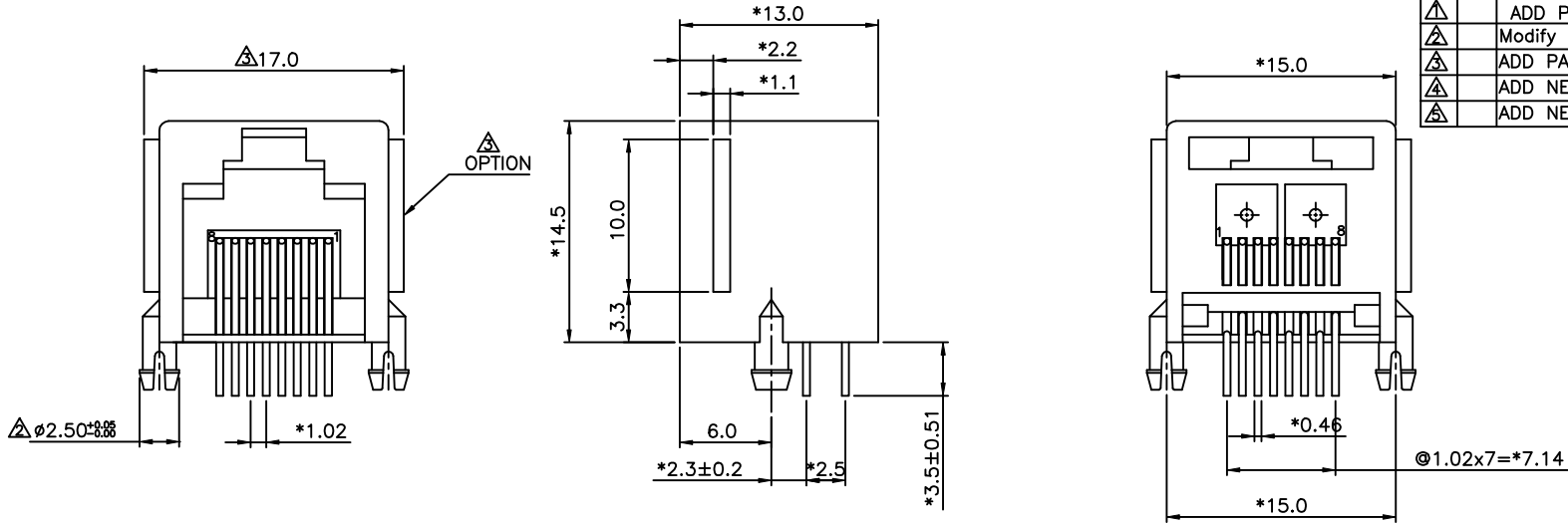


A1RFRD10

REVISION RECORD				
REV	ECO	DESCRIPTION	DRFT	CHKD
△		ADD PART NO.	VICKY 4/12/00	
△		Modify Dimension	Garvey 7/10/00	
△		ADD PANEL STOP	Garvey 1/11/01	
△		ADD NEW P\N	XLF 5/13/04*	
△		ADD NEW P\N	CXO 13/08/04*	



**NOTES:**

ELECTRICAL:

- VOLTAGE RATING : 125 VAC RMS.
- CURRENT RATING : 1.5 AMP.
- CONTACT RESISTANCE : 30 MILLIOHMS MAX.
- INSULATION RESISTANCE: 1000 MEGOHMS MIN @ 500 VDC.
- DIELECTRIC STRENGTH : 1000 VAC RMS 60Hz, 1MIN.

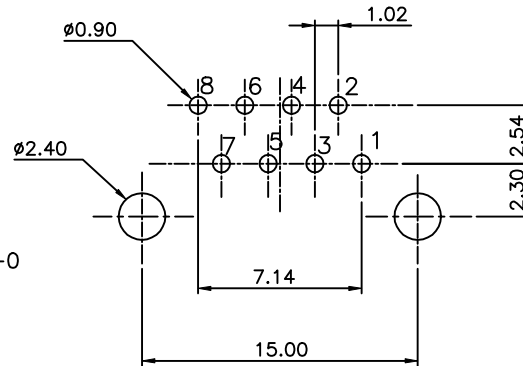
MECHANICAL:

- HOUSING MATERIAL : PBT+15%GF UL94V-0 OR ZYTEL FR50 NC010 UL94V-0
- CONTACT MATERIAL : PHOSPHOR BRONZE  $\phi 0.46$ mm.
- PLATING : GOLD PLATING OVER NICKEL.
- OPERATING LIFE : 750 CYCLES MIN.
- PCB RETENTION PRE-SOLDER : 1 LB MIN.
- PCB RETENTION POST-SOLDER: 10 LBS MIN.

ENVIRONMENTAL:

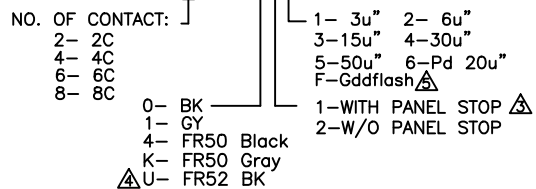
- STORAGE : -40°C TO +85°C.
- OPERATION: 0°C TO 70°C.

MATES WITH MODULAR PLUG CONFORMING TO FCC PART 68, SUBPART F.



PC Board Layout  
Component Side Shown

△ PART NUMBER: E558X-60LXXX



TOLERANCES EXCEPT AS NOTED MM (INCH) .0 ± 0.2 ± .00 ± 0.15 ± .000 ± 0.075 ±	DFTO Lien DATE 9/09/99* CHKD Among DATE 2004/8/18 MFO DATE APPVL czh DATE 2004/8/18	FULL RISE ELECTRONIC CO., LTD		
	MATERIAL : QTY : FINISH : SCALE : 3 : 1	TITLE MINI L/P PCB JACK 8P		
	ANGLES ± 0.5 THIRD ANGLE PROJECTION	DRAWING NO. GE553A12 /PART NO. SEE NOTE	SIZE A3 REV 13/08/04* 5	SHEET OF
	DO NOT SCALE DRAWING		SHEET OF	