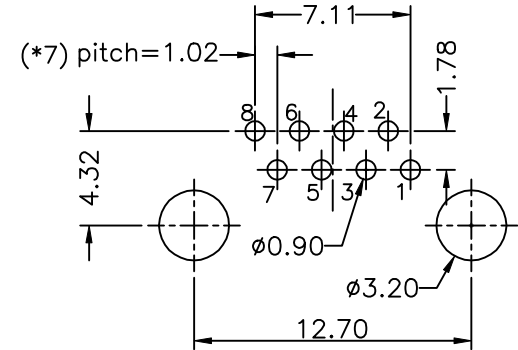
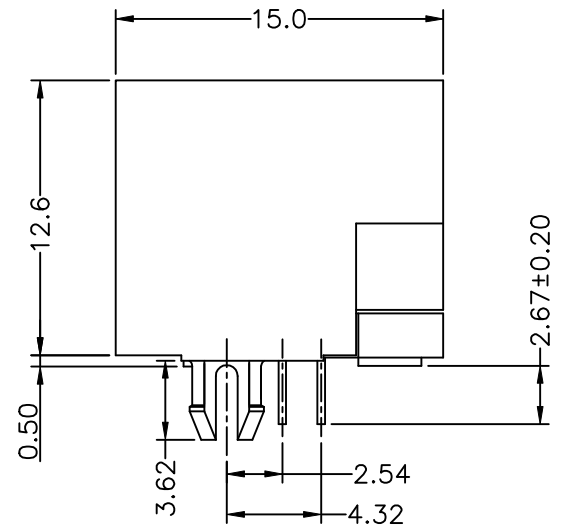
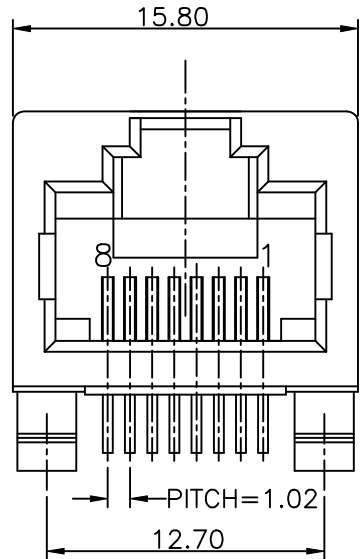


REVISION RECORD				
REV	ECO	DESCRIPTION	DRFT	CHKD



NOTES:

ELECTRICAL:

1. VOLTAGE RATING : 125 VAC RMS.
2. CURRENT RATING : 1.5 AMP.
3. CONTACT RESISTANCE : 30 MILLIOHMS MAX.
4. INSULATION RESISTANCE: 1000 MEGOHMS MIN @ 500 VDC.
5. DIELECTRIC STRENGTH : 1000 VAC RMS 60Hz, 1MIN.
6. OPERATING: 750 CYCLES MIN.

MECHANICAL:

1. HOUSING MATERIAL : FR52 UL94V-0. COLOR-BLACK.
2. INSERT MATERIAL : FR52 UL94V-0. COLOR-BLACK.
3. CONTACT MATERIAL : PHOSPHOR BRONZE 0.35mm THICKNESS.
4. PLATING : GOLD PLATING OVER NICKEL.
5. PCB RETENTION PRE-SOLDER : 1 LB MIN.
6. PCB RETENTION POST-SOLDER: 10 LBS MIN.

ENVIRONMENTAL:

1. STORAGE : -40°C TO +85°C.
 2. OPERATION: 0°C TO 70°C.
- MATES WITH MODULAR PLUG CONFORMING TO FCC PART 68, SUBPART F.

PART NUMBER: E 5J 8 8 - 0 0 L J 0 X-L

1-3u" 2-6u"
3-15u" 4-30u" 5-50u"

PC Board Thickness=1.60mm
PC Board Layout Component Side Shown

DETACHED LISTS	← MM (INCH) →		DFTO PETERS	DATE 12/23/04	FULL RISE ELECTRONIC CO., LTD	
	TOLERANCES EXCEPT AS NOTED		CHKD JAKE	DATE 2004/12/23		
	MM	±	MFO	DATE	TITLE LED JACK UTP W/O LED	
	.0 ± 0.20	±	APPVLLUSHENG	DATE 2004/12/23		
.00 ± 0.15	±	MATERIAL :		DRAWING NO. GE5J3176		
.000 ± 0.075	±	ANGLES ±		/PART NO. SEE NOTE		
THIRD ANGLE PROJECTION		FINISH :		DO NOT SCALE DRAWING		
SCALE : 4:1		QT'Y :		SHEET 1 OF 1		
		MATERIAL :		SIZE A3		
		FINISH :		REV 0		