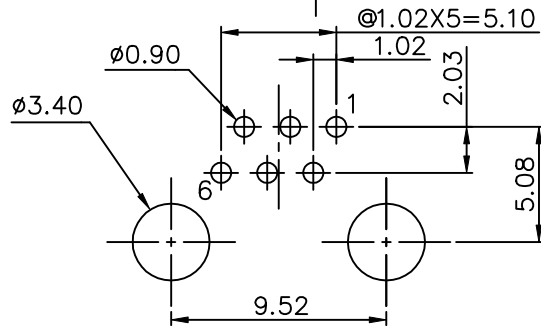
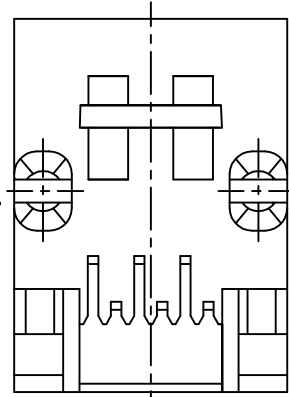
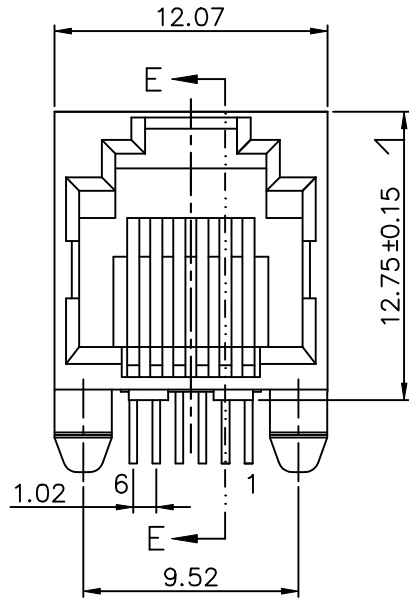
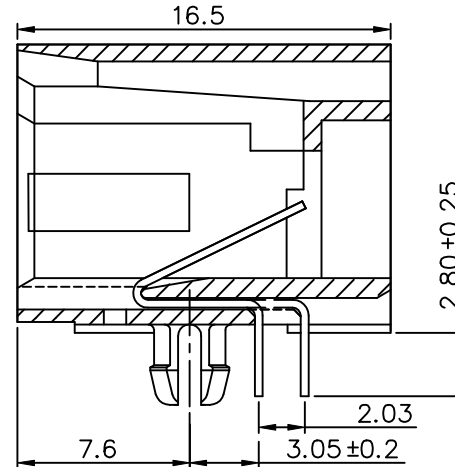


A1RFRD10



PC Board Layout Component Side Shown



SECTION E-E

| REVISION RECORD | | | | |
|-----------------|-----|-------------|-------------------|------|
| REV | ECO | DESCRIPTION | DRFT | CHKD |
| △ | | ADD P/N | JAMY 9/19/05 | |
| △ | | ADD P/N | Yicon 12/21/05 | |

NOTES:

ELECTRICAL:

- VOLTAGE RATING : 125 VAC RMS.
- CURRENT RATING : 1.5 AMP.
- CONTACT RESISTANCE : 30 MILLIOHMS MAX.
- INSULATION RESISTANCE: 1000 MEGOHMS MIN @ 500 VDC.
- DIELECTRIC STRENGTH : 1000 VAC RMS 60Hz, 1MIN.

MECHANICAL:

- HOUSING MATERIAL : NYLON+30%.G.F UL94-0
- CONTACT MATERIAL : PHOSPHOR BRONZE t=0.35mm.
- PLATING : GOLD PLATING OVER NICKEL.
- OPERATING LIFE : 750 CYCLES MIN.
- PCB RETENTION PRE-SOLDER : 1 LB MIN.
- PCB RETENTION POST-SOLDER: 10 LBS MIN.

ENVIRONMENTAL:

- STORAGE : -40°C TO +85°C.
- OPERATION: 0°C TO 70°C.
- WAVE SOLDERING TEMPERATURE: 255°C~265°C (5~10 SECONDS)

MATES WITH MODULAR PLUG CONFORMING TO

FCC PART 68, SUBPART F.

ROHS PART NUMBER: E5R6X-30LX5X-L

- 2- 2C
- 4- 4C
- 6- 6C
- G-GREEN FR52
- 2-BK FR52
- F-GY FR52
- 1- 3u"
- 2- 6u"
- 3-15u"
- 4-30u"
- 5-50u"

| | | | | | |
|------------------------|----------------------------|---------------|-------------------------|-------------------------------------|----------|
| DETACHED LISTS | ← MM (INCH) → | DFTO JAMY | DATE 4/12/05 | FULL RISE ELECTRONIC CO., LTD | |
| | TOLERANCES EXCEPT AS NOTED | CHKD AMME | DATE 2005/12/22 | | |
| | MM | MFO | DATE | TITLE RJ-01 SINGLE PORT PCB JACK | |
| | .0 ± 0.2 ± | APPVL LUSHENO | DATE 2006/12/22 | | |
| .00 ± 0.15 ± | MATERIAL : | | DRAWING NO. GE5R3A05-LA | SIZE A3 | REV 2 |
| .000 ± 0.075 ± | ANGLES ± 0.5 | | /PART NO. SEE NOTE | | |
| THIRD ANGLE PROJECTION | FINISH : | | DO NOT SCALE DRAWING | | SHEET OF |
| | SCALE : 3.5 : 1 | | | | |