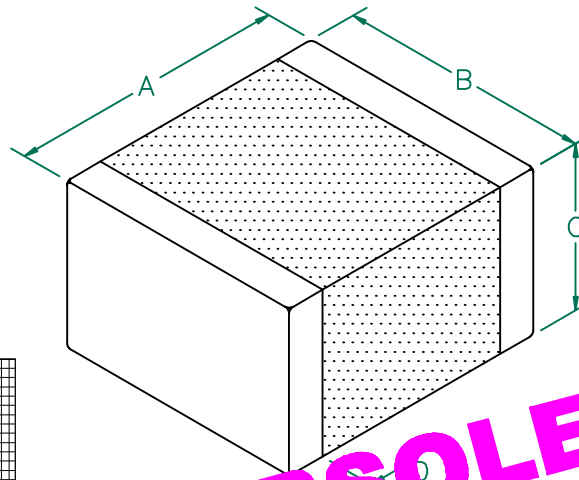


HI2220P601R-10

PHYSICAL DIMENSIONS:

A	5.59 [.220]	+ 0.51 [.020]
B	5.08 [.200]	+ 0.25 [.010]
C	3.05 [.120]	+ 0.25 [.010]
D	0.76 [.030]	+ 0.25 [.010]



ELECTRICAL CHARACTERISTICS:

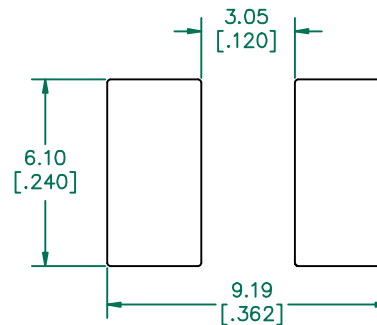
Z @ 100MHz (Ω)	DCR (Ω)	Rated Current
Nominal	600	
Minimum	450	
Maximum	750	0.025 4000 mA

NOTES: UNLESS OTHERWISE SPECIFIED

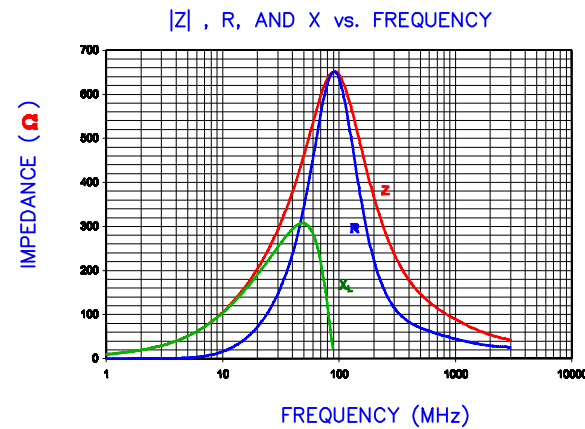
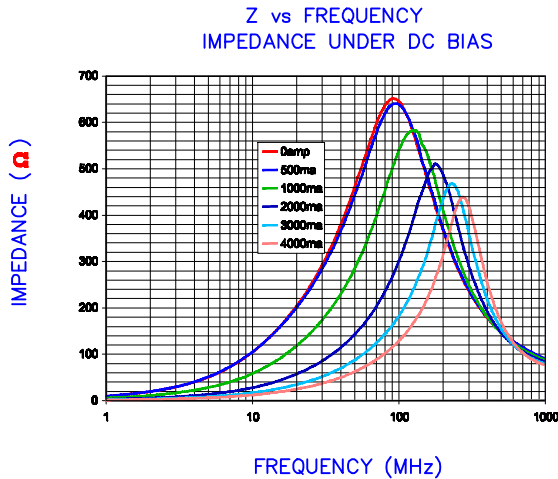
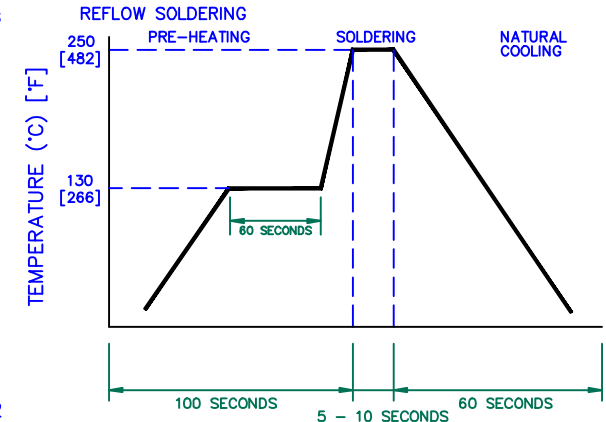
1. TERMINATION FINISH IS 100% TIN.
2. TYPED AND REELED per CURRENT EIA SPECIFICATIONS 13" REELS, 2,000 PCS/REEL.
3. U.S. PATENT 5,821,846 AND 6,107,907 SHOULD APPEAR ON THE LABEL OF EACH REEL OF PACKAGED PARTS.
4. COMPONENTS SHOULD BE ADEQUATELY PREHEATED BEFORE SOLDERING.

RECOMMENDED SOLDERING CONDITIONS

LAND PATTERNS FOR REFLOW SOLDERING



(For wave soldering, add 0.762 (0.30) to this dimension.)



DIMENSIONS ARE IN mm [INCHES] .				THIS DOCUMENT CONTAINS INFORMATION WHICH IS PROPRIETARY AND CONFIDENTIAL TO STEWARD. NO PRODUCTION OR PUBLICATION OF THIS DOCUMENT IN WHOLE OR IN PART SHALL BE MADE WITHOUT WRITTEN AUTHORIZATION FROM STEWARD.			
				Steward			
PROJECT/PART NUMBER:				REV	PART TYPE:	DRAWN BY:	
HI2220P601R-10				C	CO-FIRE	BAC	
C	CHANGE C DIMENSION FROM .130	05/11/04	JRK	DATE:	01/12/01	SCALE:	NTS
B	ADD DC BIAS CURVE, CHG DCR RATING	03/19/03	JRK				SHEET:
A	ORIGINAL DRAFT	01/12/01	BAC				2 of 2
REV	DESCRIPTION	DATE	INT	CAD #	HI2220P601R-10-C	TOOL #	-