

(2,54mm) .100"

SSW, SSQ SERIES

THROUGH-HOLE .025" SQ POST SOCKET

SPECIFICATIONS

For complete specifications see www.samtec.com?SSW or www.samtec.com?SSQ

Insulator Material:

Black Liquid Crystal Polymer (-S & -D) or Black High Temperature Thermoplastic (-T)

Contact Material:

Phosphor Bronze

Plating:

Au or Sn over 50µ" (1.27µm) Ni

Operating Temp Range:

-55°C to +125°C with Gold

-55°C to +105°C with Tin

Contact Resistance:

10 mΩ max

Insertion Depth:

(3,68mm) .145" to (6,35mm) .250"

Insertion Force:

(Single contact only)

(-S plating)

Standard= 6oz (1,67N) avg (0,64mm) .025" SQ pin);

SSW Low Insertion Force= 3oz (0,83N) avg

SSQ Low Insertion Force= 3.3oz (0,92N) avg

Normal Force:

Standard= 125grams (4.4N)

Withdrawal Force:

(Single contact only)

(-S plating)

Standard= 5oz (1,39N) avg (0,64mm) .025" SQ pin);

SSW Low Insertion Force= 2.6oz (0,72N) avg

SSQ Low Insertion Force= 2.9oz (0,81N) avg

Max Cycles:

100 with 10µ" (0,25µm) Au

Voltage Rating:

550 VAC mated with TSW

RoHS Compliant:

Yes: Single & Double Row

No: Triple Row

Lead-Free Solderable:

Yes



Mates With:
TSW, MTSW, MTLW,
LCW, EW, ZW, TSS,
ZSS, TSM, TSSH, HTSS



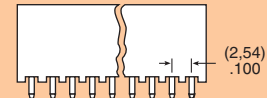
TYPE STRIP

SSW = Solder Tail

SSQ = Square Tail

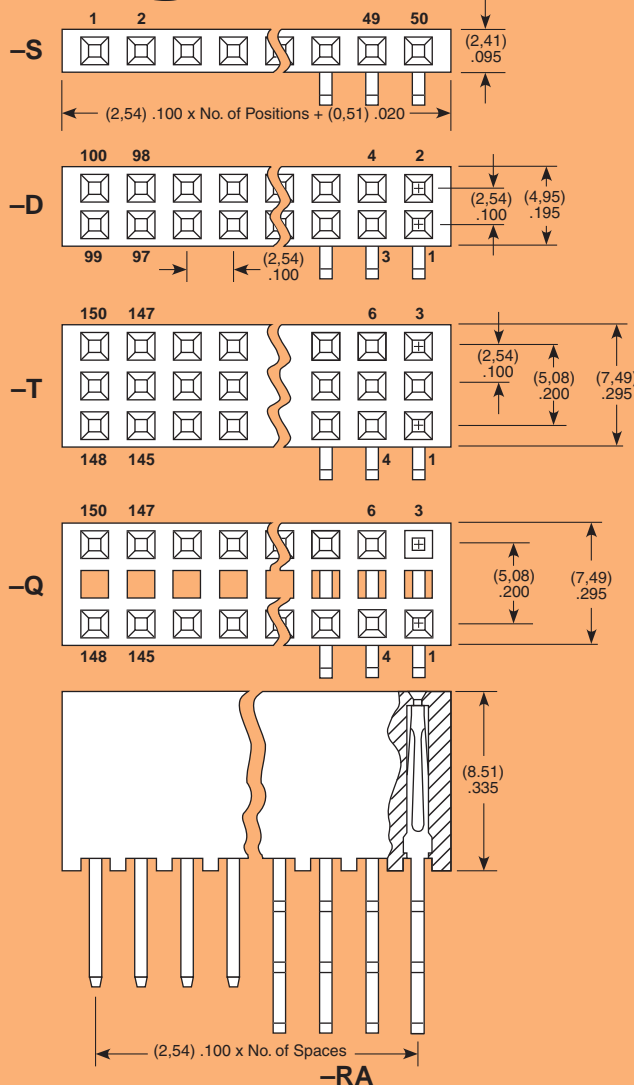
PIN CENTERS

-1 = (2,54mm) .100" Centers



NO. PINS PER ROW

01
thru
50




CURRENT RATING		
AMBIENT TEMP	TSW mated with SSQ	TSW mated with SSW
20°C	7.6A	6.9A
40°C	6.9A	6.1A
60°C	5.9A	5.3A
95°C	3.9A	3.5A
6 POSITIONS (2x3) POWERED		

Note:
Some lengths, styles and options are non-standard, non-returnable.

Due to technical progress, all designs, specifications and components are subject to change without notice.

WWW.SAMTEC.COM



LEAD STYLE

PLATING OPTION

ROW OPTION

TAIL OPTION

OTHER OPTION

-F

= Gold flash on contact,
Matte Tin on tail

-L

= 10µ" (0,25µm) Gold on contact,
Matte Tin on tail

-G

= 20µ" (0,51µm) Gold on contact,
Gold flash on tail

-T

= Matte Tin
(-T N/A on LIF contacts)

-S

= Single Row

-P

= Single Row
(Notched to mate with LCW)
36 pins max

-D

= Double Row

-T

= Triple Row

-Q

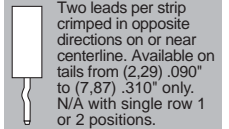
= Double Row
.200" (5,08mm) row space
(Outer rows filled only)

-RA

= Right Angle
(Leave blank for straight pin version)

-LL

= Locking Lead



-“XXX”

= Polarized
(Specify “XXX” as position number)

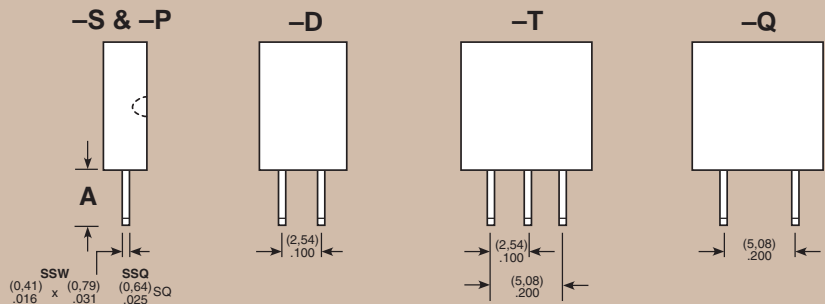
Note: Other Gold plating options available. Contact Samtec.

Straight Pin Versions (Specify “LEAD STYLE” from chart)

LEAD STYLE		SINGLE DOUBLE OR TRIPLE A
Standard Insertion Force	Low Insertion Force*	
-01	-21	(2,64) .104
-02	-22	(4,93) .194
-03	-23	(10,00) .394
-04	-24	(14,83) .584
-06**	N/A	(3,15) .124

* LIF N/A with Tin Plating

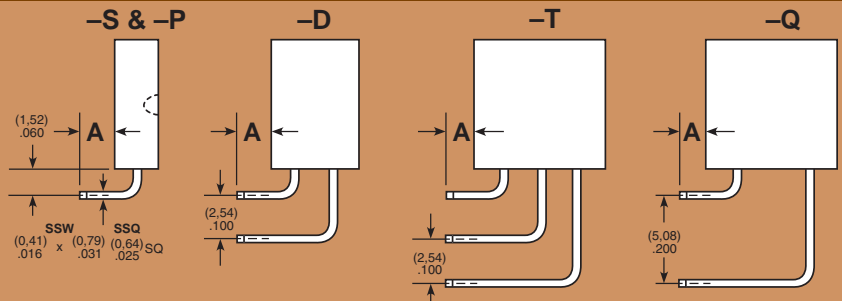
**Style -06 N/A with SSQ



Right Angle Versions (Specify “LEAD STYLE” from chart)

LEAD STYLE		SINGLE (-S & -P) A	DOUBLE (-D) A	TRIPLE (-T & -Q) A
-02	-22	(2,54) .100	(2,54) .100	(2,54) .100
-03	-23	(7,62) .300	(7,62) .300	N/A
-04	-24	(12,45) .490	N/A	N/A

*LIF N/A with Tin Plating



Due to technical progress, all designs, specifications and components are subject to change without notice.

WWW.SAMTEC.COM