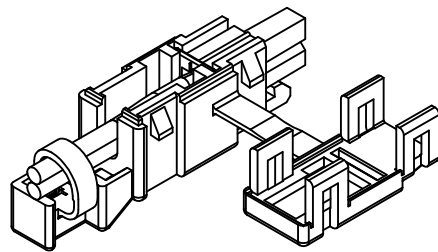
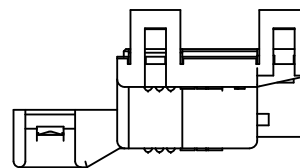
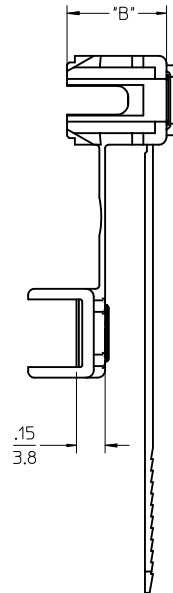
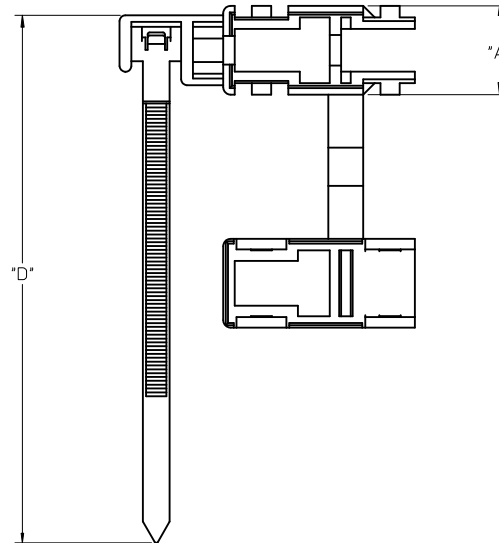
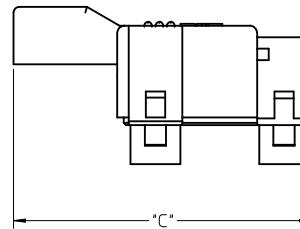


2 CIRCUIT PART (CLOSED)



2 CIRCUIT PART (OPEN)



1. MATERIAL: NYLON 6/6 UL94V-2.
COLOR: SEE LEGEND (SHEET 2).
2. FINISH: NOT APPLICABLE
3. PRODUCT SPECIFICATION: PS-41995-001
4. PACKAGING: PK-41995-001.
5. THIS PART IS TO BE USED ONLY WITH MINI-FIT JR. SERIES CONNECTORS WITHOUT MOUNTING EARS, PER CHART, SEE SHEET 2.
6. THIS PART CAN BE USED WITH A STANDARD TIE-STRAP GUN.
7. ALL DIMENSIONS ARE FOR REFERENCE ONLY.
8. PART CONFORMS TO CLASS "B" REQUIREMENTS OF COSMETIC SPECIFICATION PS-45499-002.
9. IF THIS PRODUCT IS STORED IN AN ENVIRONMENT WITH A RELATIVE HUMIDIDTY OF LESS THAN 50%, MOISTURE MUST BE ADDED. REFER TO TECHNICAL ADVISORY AS-45499-001 FOR INSTRUCTIONS.

ADDED PK-41995-001 EC NO: UCP2010-2159 DRWN: JAGUILAR 2010/02/24 CHKD: J.BELL 2010/02/24 APPR: FSMITH 2010/03/08	QUALITY SYMBOLS ▽=0 ▽=0	GENERAL TOLERANCES (UNLESS SPECIFIED)		DIMENSION STYLE IN/MM	SCALE 2:1	DESIGN UNITS METRIC	THIRD ANGLE PROJECTION	
		4 PLACES ± --- ± ---	DRAWN BY DMF	DATE 1989/05/01	STRAIN RELIEF FOR MINI-FIT PLUGS AND RECEPTACLES			
		3 PLACES ± --- ± ---	CHECKED BY RHR	DATE 1989/05/01				
		2 PLACES ± --- ± ---	APPROVED BY FSMITH		DATE 2010/03/08	MOLEX INCORPORATED		
1 PLACE ± --- ± ---	ANGULAR ±1/2°		MATERIAL NO. SEE CHART	DOCUMENT NO. SD-41995-***	SHEET NO. 1 OF 2			
DRAFT WHERE APPLICABLE MUST REMAIN WITHIN DIMENSIONS		SIZE C		THIS DRAWING CONTAINS INFORMATION THAT IS PROPRIETARY TO MOLEX INCORPORATED AND SHOULD NOT BE USED WITHOUT WRITTEN PERMISSION				

PART NO.	ENG. NO.	FOR USE WITH CONNECTOR NO.	CKT. SIZE	DIM. "A"	DIM. "B"	DIM. "C"	DIM. "D"
15-04-0296	41995-6AA	5557-06R1* 5559-06P1*	6	.80/20.3	.52/13.2	1.89/48.0	3.25/82.55
15-04-0343	41995-8AA	5557-08R1* 5559-08P1*	8	.97/24.6	.52/13.2	1.89/48.0	4.25/107.9
15-04-9342	41995-6AB	5557-06R1* 5559-06P1*	6	.80/20.3	.52/13.2	1.89/48.0	3.25/82.55
15-04-9343	41995-8AB	5557-08R1* 5559-08P1*	8	.97/24.6	.52/13.2	1.89/48.0	4.25/107.9





LEGEND: 41995-***

BASE NUMBER _____

CIRCUIT SIZE _____
(2-22)

MATERIAL _____
"A" NYLON 6/6, U.L. 94V-2

COLOR _____
"A" = NATURAL (WHITE)
"B" = BLACK

REMOVE PART NOS. EC NO: UCP2010-2159 DRWN: JAGUILAR 2010/02/24 CHKD: J.BELL 2010/02/24 APPR: FSMITH 2010/03/08	DESCRIPTION J	QUALITY SYMBOLS	GENERAL TOLERANCES (UNLESS SPECIFIED)	DIMENSION STYLE	SCALE	DESIGN UNITS	THIRD ANGLE PROJECTION																							
		 = 0  = 0	<table border="1"> <thead> <tr> <th></th> <th>mm</th> <th>INCH</th> </tr> </thead> <tbody> <tr> <td>4 PLACES</td> <td>± ---</td> <td>± ---</td> </tr> <tr> <td>3 PLACES</td> <td>± ---</td> <td>± ---</td> </tr> <tr> <td>2 PLACES</td> <td>± ---</td> <td>± ---</td> </tr> <tr> <td>1 PLACE</td> <td>± ---</td> <td>± ---</td> </tr> </tbody> </table>		mm	INCH	4 PLACES	± ---	± ---	3 PLACES	± ---	± ---	2 PLACES	± ---	± ---	1 PLACE	± ---	± ---	<table border="1"> <thead> <tr> <th colspan="2">IN/MM</th> </tr> </thead> <tbody> <tr> <td>DRAWN BY</td> <td>DATE</td> </tr> <tr> <td>CHECKED BY</td> <td>DATE</td> </tr> <tr> <td>APPROVED BY</td> <td>DATE</td> </tr> </tbody> </table>	IN/MM		DRAWN BY	DATE	CHECKED BY	DATE	APPROVED BY	DATE	---	METRIC	 THIRD ANGLE PROJECTION
			mm	INCH																										
		4 PLACES	± ---	± ---																										
3 PLACES	± ---	± ---																												
2 PLACES	± ---	± ---																												
1 PLACE	± ---	± ---																												
IN/MM																														
DRAWN BY	DATE																													
CHECKED BY	DATE																													
APPROVED BY	DATE																													
DRAFT WHERE APPLICABLE MUST REMAIN WITHIN DIMENSIONS		ANGULAR ±1/2°	MATERIAL NO. SEE CHART	TITLE STRAIN RELIEF FOR MINI-FIT PLUGS AND RECEPTACLES	 MOLEX INCORPORATED	SHEET NO. 2 OF 2																								
			THIS DRAWING CONTAINS INFORMATION THAT IS PROPRIETARY TO MOLEX INCORPORATED AND SHOULD NOT BE USED WITHOUT WRITTEN PERMISSION																											