

PRELIMINARY

2.45 GHz Band Pass Filter

P/N 2450BP15D100

Detail Specification: 03/06/06

Page 1 of 2

General Specifications

| | | |
|---------------------------|-----------------|-------|
| Part Number | 2450BP15D100 | |
| Frequency (MHz) | 2400 - 2500 | |
| Insertion Loss | 2.6 dB max. | |
| Return Loss | 9.5 dB min. | |
| Attenuation (min.) | 880 ~ 1990 MHz | 30 dB |
| Attenuation (min.) | 2110 ~ 2170 MHz | 20 dB |
| Attenuation (min.) | 4800 ~ 5000 MHz | 30 dB |
| Attenuation (min.) | 7200 ~ 7500 MHz | 20 dB |

| | |
|------------------------------|--------------|
| Input Power | 3 Watts max. |
| Impedance | 50 Ω |
| Operating Temperature | -40 to +85°C |
| Storage Temperature | -40 to +85°C |
| Reel Quantity | 4,000 |

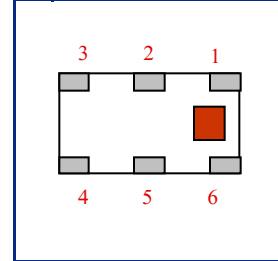
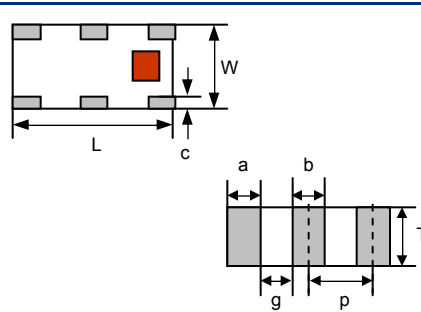
| | | | | |
|---------------|--------------------------|------------|---------------|-----------------------------|
| P/N | Packaging Style | Bulk | Suffix = S | Eg. 2450BP15D100S |
| | | T & R | Suffix = E | Eg. 2450BP15D100E |
| Suffix | Termination Style | 100% Tin | Suffix = None | Eg. 2450BP15D100(E or S) |
| | | Tin / Lead | Suffix = /Pb | Eg. 2450BP15D100(E or S)/Pb |

Terminal Configuration

| No. | Function |
|-----|----------|
| 1 | GND |
| 2 | IN |
| 3 | GND |
| 4 | GND |
| 5 | OUT |
| 6 | GND |

Mechanical Dimensions

| | In | mm |
|----------|-------------------|----------------|
| L | 0.079 ± 0.004 | 2.00 ± 0.10 |
| W | 0.049 ± 0.004 | 1.25 ± 0.10 |
| T | 0.022 ± 0.004 | 0.55 ± 0.10 |
| a | 0.016 ± 0.016 | 0.40 ± 0.40 |
| b | 0.016 ± 0.016 | 0.40 ± 0.40 |
| c | 0.012 +.004/-.008 | 0.30 +0.1/-0.2 |
| g | 0.016 ± 0.008 | 0.40 ± 0.20 |
| p | 0.031 ± 0.004 | 0.80 ± 0.10 |

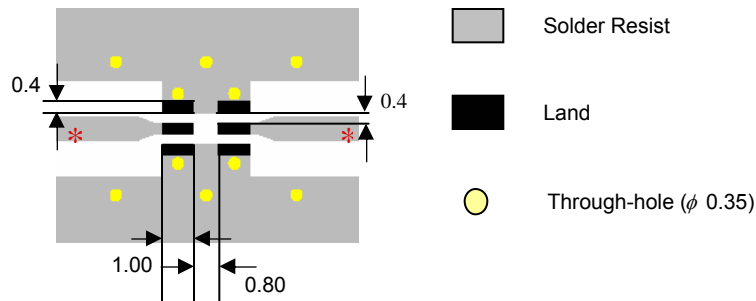


Mounting Considerations

Mount these devices with brown mark facing up.

* Line width should be designed to provide 50Ω impedance matching characteristics.

Units: mm



Johanson Technology, Inc. reserves the right to make design changes without notice.

All sales are subject to Johanson Technology, Inc. terms and conditions.



www.johansontechnology.com

931 Via Alondra • Camarillo, CA 93012 • TEL 805.389.1166 FAX 805.389.1821

2003 Johanson Technology, Inc. All Rights Reserved

PRELIMINARY

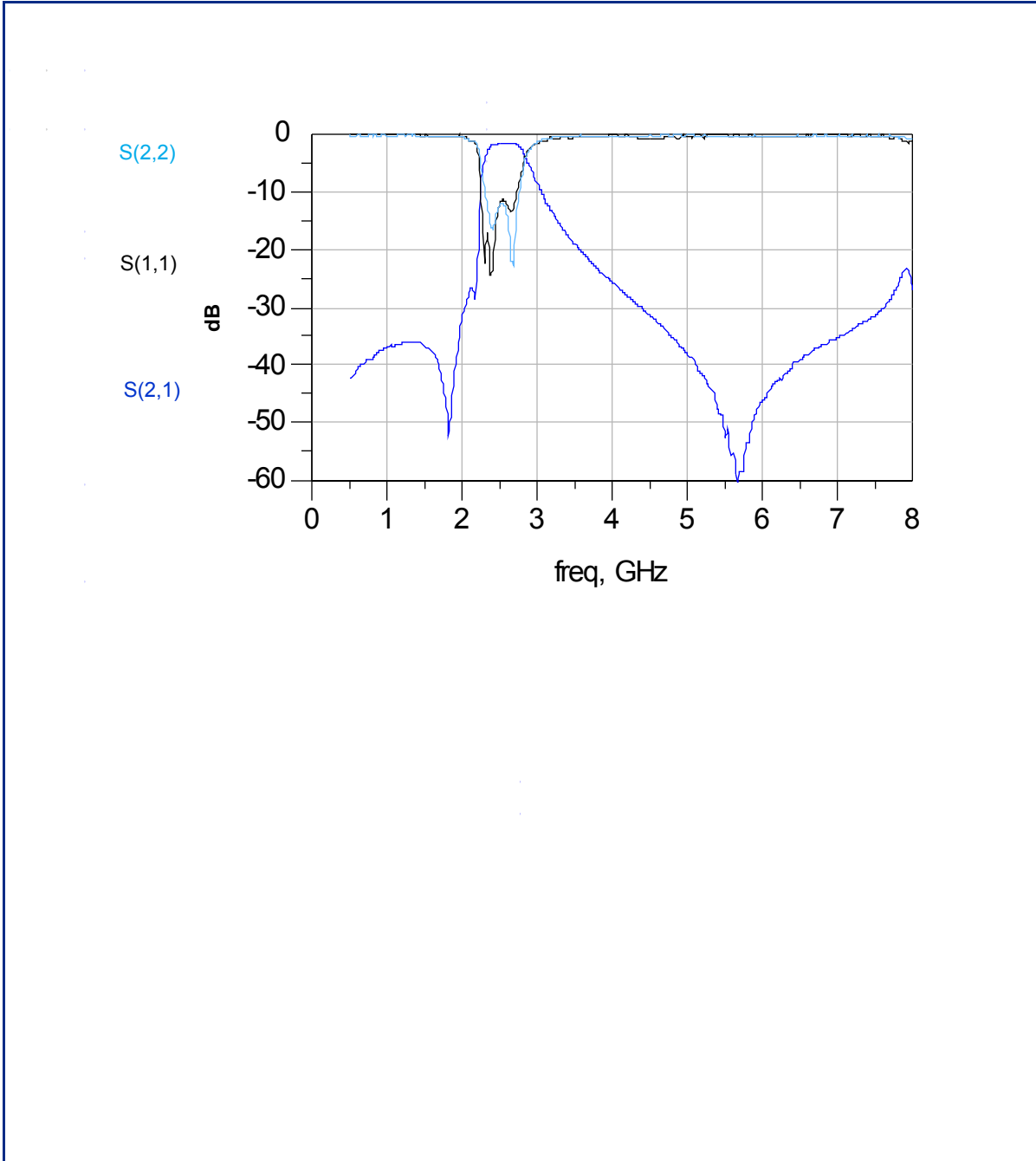
2.45 GHz Band Pass Filter

P/N 2450BP15D100

Detail Specification: 03/06/06

Page 2 of 2

Typical Electrical Performance (T=25°C)



Johanson Technology, Inc. reserves the right to make design changes without notice.

All sales are subject to Johanson Technology, Inc. terms and conditions.



www.johansontechnology.com

931 Via Alondra • Camarillo, CA 93012 • TEL 805.389.1166 FAX 805.389.1821

2003 Johanson Technology, Inc. All Rights Reserved