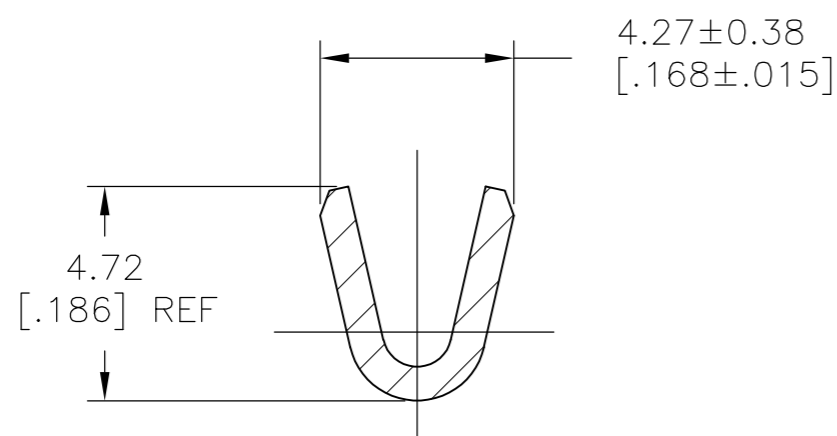
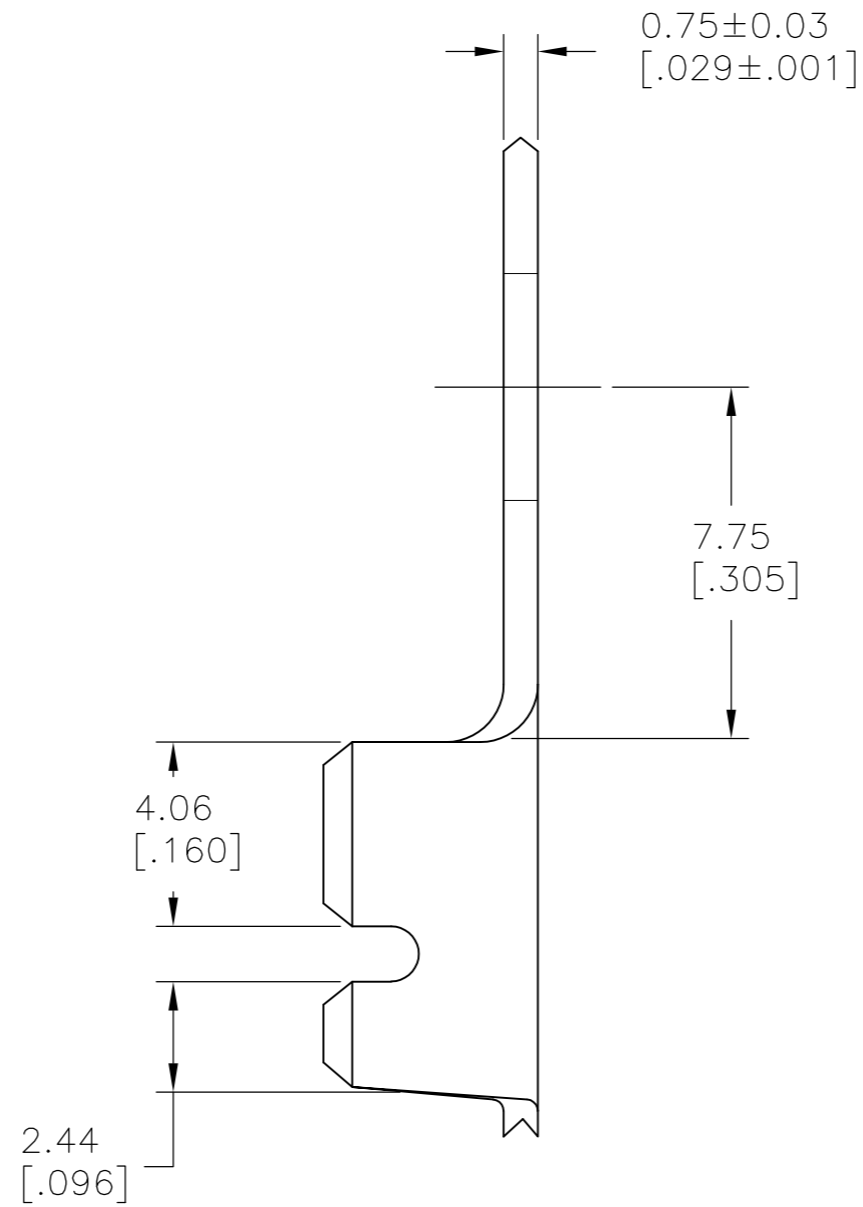
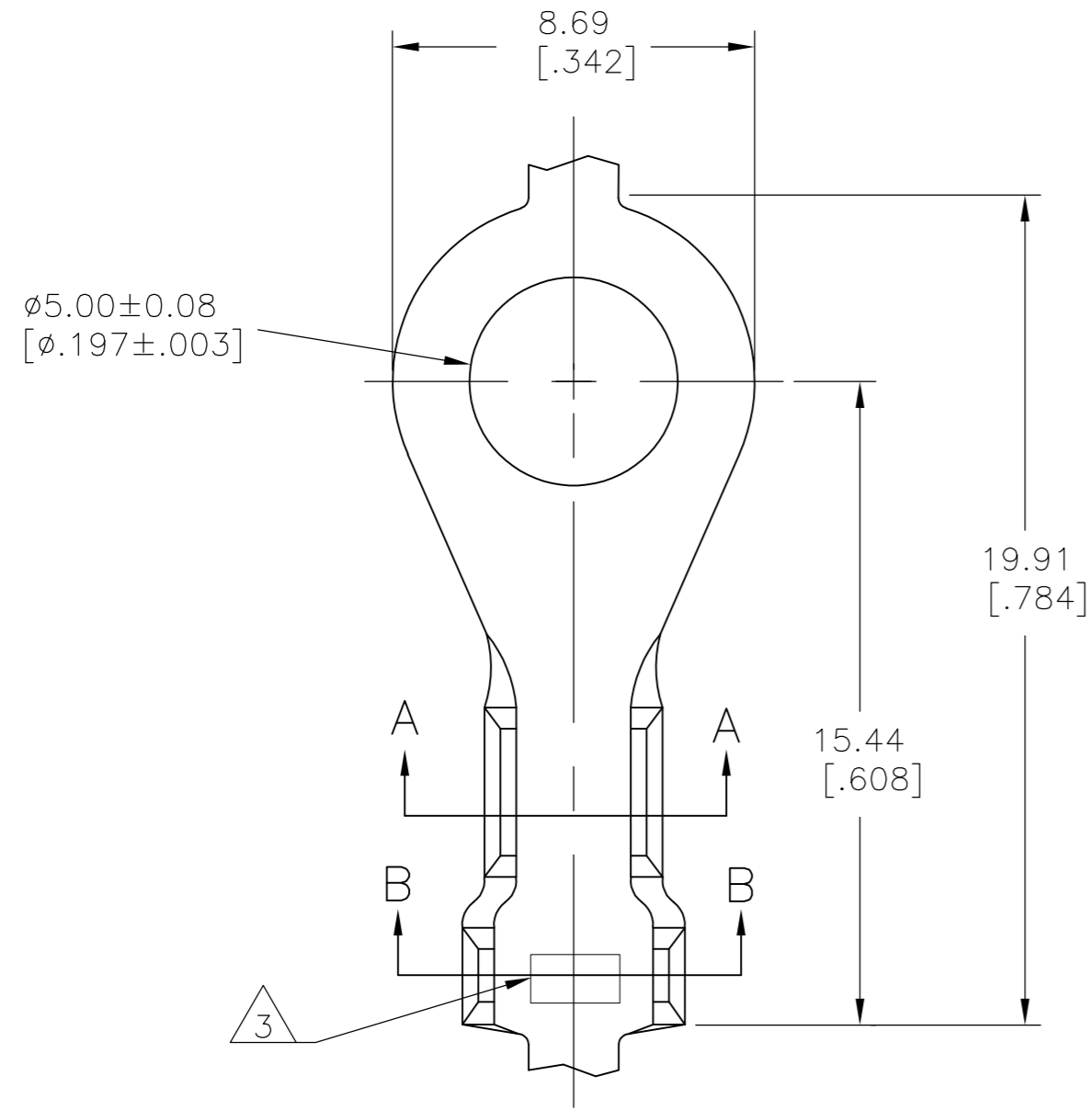
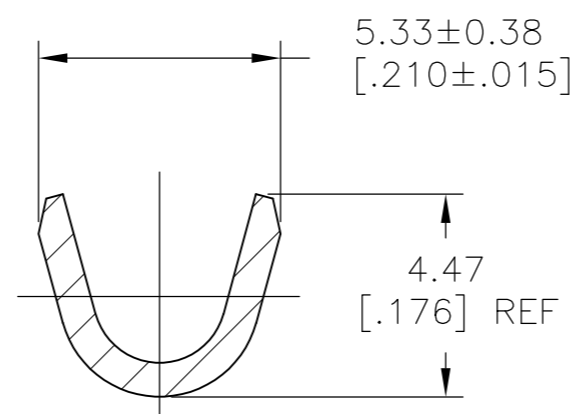


THIS DRAWING IS UNPUBLISHED. RELEASED FOR PUBLICATION
 © COPYRIGHT BY TYCO ELECTRONICS CORPORATION. ALL INTERNATIONAL RIGHTS RESERVED.

LOC	DIST	REVISIONS			
P	LTR	DESCRIPTION	DATE	DWN	APVD
AF	50	AF2	REVISED PER ECR-08-008189	24NOV08	HMR DD



SECTION A-A



SECTION B-B

- 1 CONTINUOUS STRIP ON REELS.
- 2 TIN PLATING.
- 3 AMP STAMP: AMP FOR 40725, -2, & -3
AMP* FOR 40725-1.
- 4 SPECIAL PACKAGING.
- 5 FOR PROCESSING ONLY.

OBSOLETE	0.8-2.0mm ² [18-14] AWG	2.54-3.56 [.100-.140] DIA	2	082 BRASS	40725-4
			2	082 BRASS	40725-3
			-	082 BRASS	40725-2
			2	H03 PHOSPHOR BRONZE	40725-1
			2	082 BRASS	40725
WIRE RANGE	INSULATION RANGE	FINISH	MATERIAL	PART NUMBER	
THIS DRAWING IS A CONTROLLED DOCUMENT.		DWN 02JAN2001 MICHAEL S. FEHER	Tyco Electronics Corporation		
		CHK 23JAN2001 DONDAL DECKER	Harrisburg, PA 17105-3608		
DIMENSIONS: mm [INCHES]		TOLERANCES UNLESS OTHERWISE SPECIFIED:	NAME		
		0 PLC ± -	DONDAL DECKER		
		1 PLC ± -	APVD 23JAN2001		
		2 PLC ± 0.25[.010]	PRODUCT SPEC		
		3 PLC ± -	APPLICATION SPEC		
		4 PLC ± -	NAME		
		ANGLES ± 1°	#10 STUD, TERMINAL, TONGUE, RING		
MATERIAL	FINISH	WEIGHT	SIZE	CAGE CODE	DRAWING NO
SEE TABLE	SEE TABLE	-	A2	00779	C=40725
CUSTOMER DRAWING			SCALE	SHEET	REV
			6:1	1 OF 1	AF2