

IEC Appliance Connector C14 with Fuseholder 1- or 2-pole and Voltage Selector

Standard or Medical Fuse drawer



Description

- Panel Mount:
Screw-on version from front or rear side, snap-in version from front side
- 3 Functions:
Inlet Protection class I, Fuseholder with interchangeable fuse drawer for Fuse-links 5 x 20 mm or 6.3 x 32 mm 1- or 2-pole, with or without voltage selector (step switch)
- Quick connect terminals 4.8 x 0.8 mm
- Alternative: version with line filter **KFC**

Approvals

- VDE License Number: 40012271
- UL License Number: E93617
- CSA License Number: 38456

Characteristics

- Available with or without internal connections
- The fuse drawer "Fingerrip" can be removed by hand
For added safety "Extra-Safe" fuse drawers are available
Fuse drawer meets requirements of medical standard IEC/EN 60601-1
The fuse drawer can only be opened with the aid of a tool
The fuseholder is accessible from the equipment front
- Qualified for use in equipment according IEC/EN 60950

Other versions on request

- Fuse drawer with other voltage values
- For protection class II

Weblinks

[Approvals](#), [RoHS](#), [CHINA-RoHS](#), [e-Store](#), [SCHURTER-Stock-Check](#), [Distributor-Stock-Check](#)

Technical Data

Ratings IEC	10A / 250VAC; 50Hz
Ratings UL/CSA	10A / 125VAC; 60Hz
Dielectric Strength	> 3kVAC between L-N > 4kVAC between L/N-PE (1 min/50Hz)
Allowable Operation Temp.	-25°C to 70°C
Degree of Protection	from front side IP 40 acc. to IEC 60529
Protection Class	Suitable for appliances with protection class I acc. to IEC 61140
Terminal	Quick connect terminals 4.8 x 0.8 mm
Panel Thickness s	Screw-on: max 8 mm Snap-in: 1.5/2/2.5 mm
Material: Housing	Thermoplastic, black, UL 94V-0

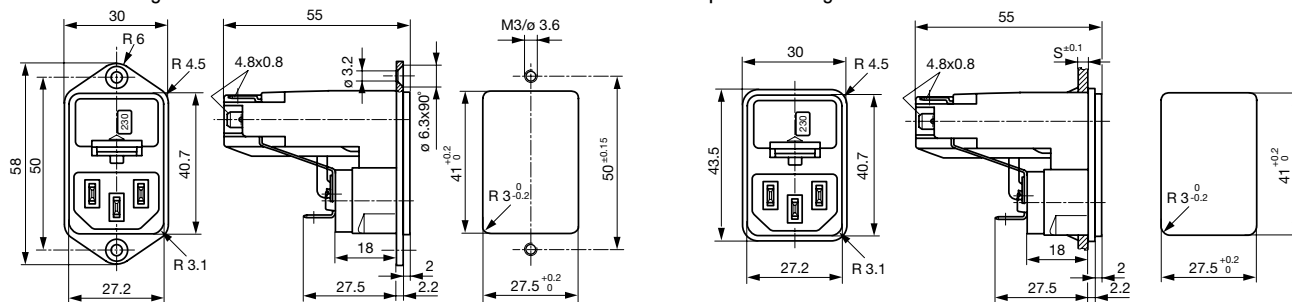
Appliance-Inlet/-Outlet	C14 acc. to IEC/EN 60320-1, UL 498, CSA C22.2 no. 42 (for cold conditions) pin-temperature 70 °C, 10A, Protection class I
Fuseholder	1 or 2 pole, Shocksafe category PC2 acc. to IEC 60127-6, for fuse-links 5 x 20 or 6.3 x 32 mm
Rated Power Acceptance @ Ta 23 °C	5 x 20: 2.5W (1 pole)/ 2W (2-pole) per pole 6.3 x 32: 3.15W (1 pole)/ 2.5W (2-pole) per pole
Power Acceptance @ Ta > 23°C	Admissible power acceptance at higher ambient temperature see derating curves
Voltage selector	optional, step, 2-4 digits

Dimensions

Screw-on mounting

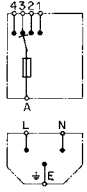
Length |-----| 58 mm

Snap-in mounting

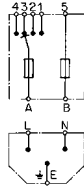


Diagrams

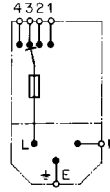
without internal connections
voltage selector
4-positions
1-pole



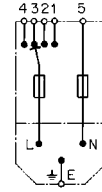
without internal connections
voltage selector
4-positions
2-pole



with internal connections
voltage selector
4-positions
1-pole



with internal connections
voltage selector
4-positions
2-pole



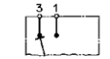
voltage selector
3-positions
1-pole



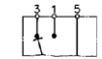
voltage selector
3-positions
2-pole



voltage selector
2-positions
1-pole



voltage selector
2-positions
2-pole



without voltage selector
1-pole

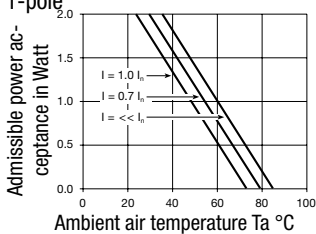


without voltage selector
2-pole

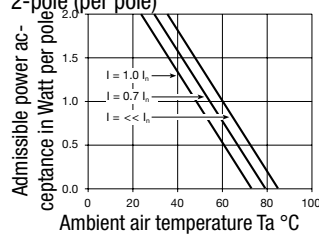


Derating Curves for Fuseholders

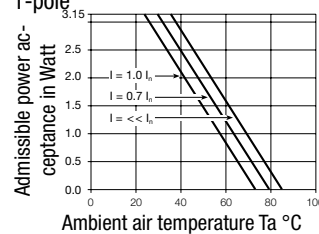
Fuses 5 x 20 mm
1-pole



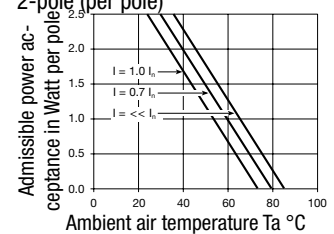
Fuses 5 x 20 mm
2-pole (per pole)



Fuses 6,3 x 32 mm
1-pole



Fuses 6,3 x 32 mm
2-pole (per pole)



Variants

Fuse drawer must be ordered separately (see accessories).
Fingergrip and Extra-Safe

[Distributor-Stock-Check](#) | [SCHURTER-Stock-Check](#) | [e-Store](#)

Panel mounting	Panel Thickness s [mm]	Fuseholder	Voltage selector	internally wired	Order Number
Snap-in	1.5	1 pole	without		4303.0032
Snap-in	1.5	1 pole	3/4 digits		4303.0092
Snap-in	1.5	1 pole	2 digits		4303.0212
Snap-in	2	1 pole	without		4303.0033
Snap-in	2	1 pole	3/4 digits		4303.0093
Snap-in	2	1 pole	2 digits		4303.0213
Snap-in	2.5	1 pole	without		4303.0034
Snap-in	2.5	1 pole	3/4 digits		4303.0094
Snap-in	2.5	1 pole	2 digits		4303.0214
Snap-in	1.5	1 pole	without		4303.1032
Snap-in	1.5	1 pole	3/4 digits		4303.1092
Snap-in	1.5	1 pole	2 digits		4303.1212
Snap-in	2	1 pole	without		4303.1033
Snap-in	2	1 pole	3/4 digits		4303.1093
Snap-in	2	1 pole	2 digits		4303.1213

Panel mounting	Panel Thickness s [mm]	Fuseholder	Voltage selector	internally wired	Order Number
Snap-in	2.5	1 pole	without		4303.1034
Snap-in	2.5	1 pole	3/4 digits		4303.1094
Snap-in	2.5	1 pole	2 digits		4303.1214
Snap-in	1.5	2-pole	without		4303.0002
Snap-in	1.5	2-pole	3/4 digits		4303.0062
Snap-in	1.5	2-pole	2 digits		4303.0182
Snap-in	2	2-pole	without		4303.0003
Snap-in	2	2-pole	3/4 digits		4303.0063
Snap-in	2	2-pole	2 digits		4303.0183
Snap-in	2.5	2-pole	without		4303.0004
Snap-in	2.5	2-pole	3/4 digits		4303.0064
Snap-in	2.5	2-pole	2 digits		4303.0184
Snap-in	1.5	2-pole	without		4303.1002
Snap-in	1.5	2-pole	3/4 digits		4303.1062
Snap-in	1.5	2-pole	2 digits		4303.1182
Snap-in	2	2-pole	without		4303.1003
Snap-in	2	2-pole	3/4 digits		4303.1063
Snap-in	2	2-pole	2 digits		4303.1183
Snap-in	2.5	2-pole	without		4303.1004
Snap-in	2.5	2-pole	3/4 digits		4303.1064
Snap-in	2.5	2-pole	2 digits		4303.1184
Screw-on	-	1 pole	without		4303.0031
Screw-on	-	1 pole	3/4 digits		4303.0091
Screw-on	-	1 pole	2 digits		4303.0211
Screw-on	-	1 pole	without		4303.1031
Screw-on	-	1 pole	3/4 digits		4303.1091
Screw-on	-	1 pole	2 digits		4303.1211
Screw-on	-	2-pole	without		4303.0001
Screw-on	-	2-pole	3/4 digits		4303.0061
Screw-on	-	2-pole	2 digits		4303.0181
Screw-on	-	2-pole	without		4303.1001
Screw-on	-	2-pole	3/4 digits		4303.1061
Screw-on	-	2-pole	2 digits		4303.1181

Packaging unit 50 Pcs

Required Accessory

Description

Fusedrawer 3

Drawers for fuse links 5x20mm resp. 6.3x32mm



Fingergrip, 5 x 20, 2-pole, Voltage selector	4303.2014.00
Fingergrip, 5 x 20, 2-pole, Voltage selector, 100, 120, 220, 240	4303.2014.01
Fingergrip, 5 x 20, 2-pole, Voltage selector, 110, 150, 220	4303.2014.02
Fingergrip, 5 x 20, 2-pole, Voltage selector, 110, 220	4303.2014.03

...

Accessory

Assorted Covers
Rear Cover

0859.0072



Cord retaining kits
Cord retaining strain relieve

Flat head, A

4700.0001