THIS DRAWING IS UNPUBLISHED. RELEASED FOR PUBLICATION SEP .2004.
© COPYRIGHT 2004 BY TYCO ELECTRONICS CORPORATION. ALL RIGHTS RESERVED.

LOC	DIST
J	

REVISIONS

P	LTR	DESCRIPTION	DATE	DWN	APVD
	O	RELEASED FJB0-0871-04	01SEP04	C.W	I.E

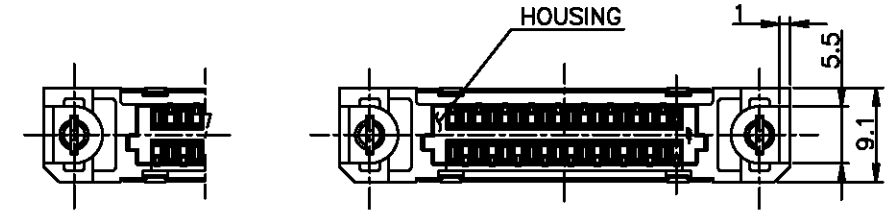

14,26,50 POSN

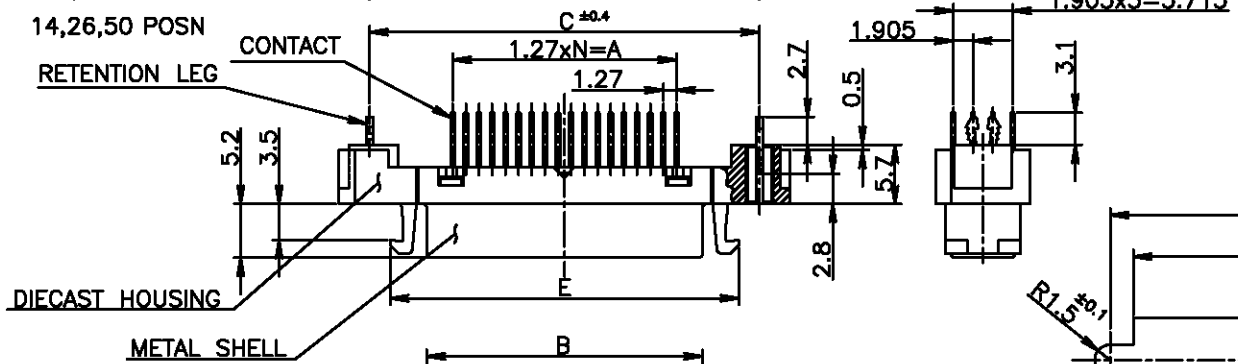

1 USED SCREW SIZE; M2.6 PANHEAD SCREW.
2 CONNECTOR TO BE MATED; 175677,175751
3 MATERIAL AND FINISH;
- CONTACT; PHOS-BRONZE
  FIN.; AU PLATING OVER Ni UNDER PLATING ON CONTACT AREA.
  TIN PLATING OVER Ni UNDER PLATING ON SOLDER TINE AREA.
- METAL SHELL; STEEL
  FIN.; Ni PLATING OVER COPPER UNDER PLATING.
- DIECAST HOUSING; ZINC
  FIN.; Ni PLATING OVER COPPER UNDER PLATING.
- HOUSING; THERMOPLASTIC, UL94V-0, BLACK
- RETENTION LEG; BRASS,
  TIN PLATING WITH OVER NICKEL PLATING OVER ALL
4 RECOMMEND P.W.B THICKNESS; 1.6mm

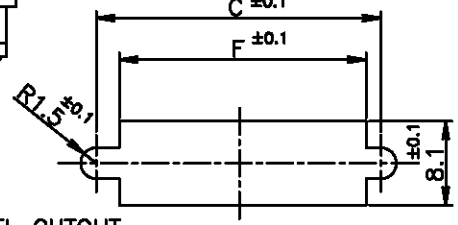

PANEL CUTOUT
(THK; 2mm MAX.)
FIG-2

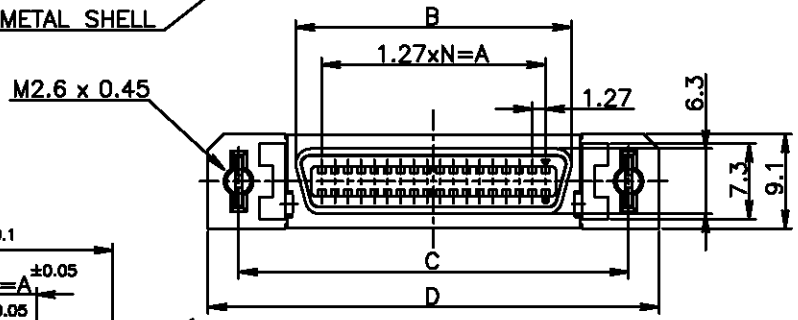

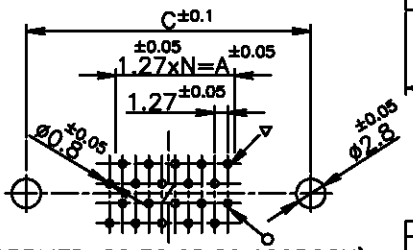

(APPLIED 20,36,68,80,100POSN)

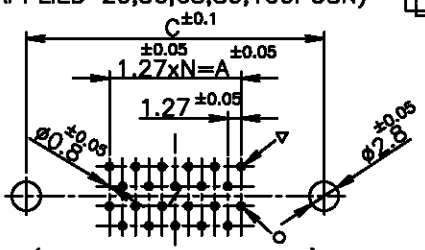

(APPLIED 14,26,50POSN)
RECOMMEND P.W.B HOLE LAYOUT
(CONNECTOR MOUNTING SIDE)
FIG-1

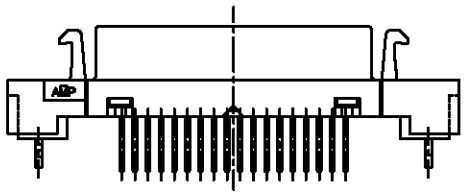

LEAD FREE

0.00076	39	61.90	61.55	71.45	65.55	54.53	49.53	80	3-5917334-0
	49	74.60	74.25	84.15	78.25	67.23	62.23	100	2-5917334-9
	33	54.20	53.93	63.83	57.93	46.91	41.91	68	2-5917334-8
	24	42.80	42.50	52.40	46.50	35.48	30.48	50	2-5917334-7
	17	33.90	33.61	43.51	37.61	26.59	21.59	36	2-5917334-5
	12	27.60	27.26	37.16	31.26	20.24	15.24	26	2-5917334-4
	9	23.80	23.45	33.35	27.45	16.43	11.43	20	2-5917334-2
	6	19.90	19.64	29.54	23.64	12.62	7.62	14	2-5917334-1
0.0003	39	61.90	61.55	71.45	65.55	54.53	49.53	80	1-5917334-0
	49	74.60	74.25	84.15	78.25	67.23	62.23	100	5917334-9
	33	54.20	53.93	63.83	57.93	46.91	41.91	68	5917334-8
	24	42.80	42.50	52.40	46.50	35.48	30.48	50	5917334-7
	17	33.90	33.61	43.51	37.61	26.59	21.59	36	5917334-5
	12	27.60	27.26	37.16	31.26	20.24	15.24	26	5917334-4
	9	23.80	23.45	33.35	27.45	16.43	11.43	20	5917334-2
	6	19.90	19.64	29.54	23.64	12.62	7.62	14	5917334-1
GOLD PLATING	N	F	E	D	C	B	A	POSN	PART NO.

THIS DRAWING IS A CONTROLLED DOCUMENT.

DIMENSIONS: mm

TOLERANCES UNLESS OTHERWISE SPECIFIED:
0 PLC ±0.2
1 PLC ±0.2
2 PLC ±0.2
3 PLC ±0.2
4 PLC ±0.2
ANGLES ±3°

MATERIAL: SEE NOTE 3
FINISH: SEE NOTE 3

DWN CORELL WANG 01SEP04
CHK STEVEN YAO 01SEP04
APVD I.ENOMOTO 01SEP04
PRODUCT SPEC 108-60043
APPLICATION SPEC
WEIGHT

Tyco Electronics AMP K.K.
Kawasaki, Japan

NAME: REC HEADER ASSY, VERTICAL W/RETENTION LEG CHAMP .050 SERIES (II) STD-TYPE (M2.6)

SIZE A3 | CAGE CODE 00779 | DRAWING NO C-5917334 | RESTRICTED TO

CUSTOMER DRAWING | SCALE 2:1 | SHEET 1 OF 1 | REV O

AMP 1470-19 REV 31MAR2000

Z:\All Guys\Corel Wang\9 Lead Free Projects\B057713\C-5917334_O.dwg