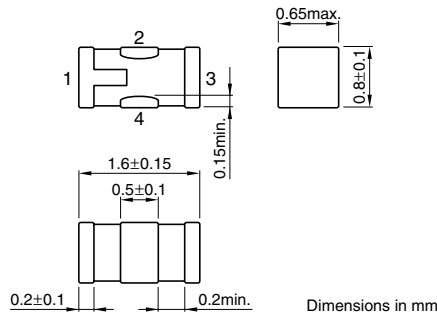


Multilayer Band Pass Filters, DEA Series

DEA162450BT-1210A1

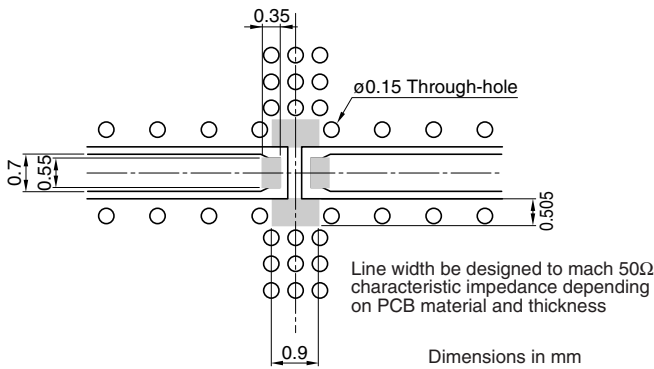
SHAPES AND DIMENSIONS



TERMINAL FUNCTIONS

1	GND
2	IN/OUT
3	GND
4	IN/OUT

RECOMMENDED PC BOARD PATTERN

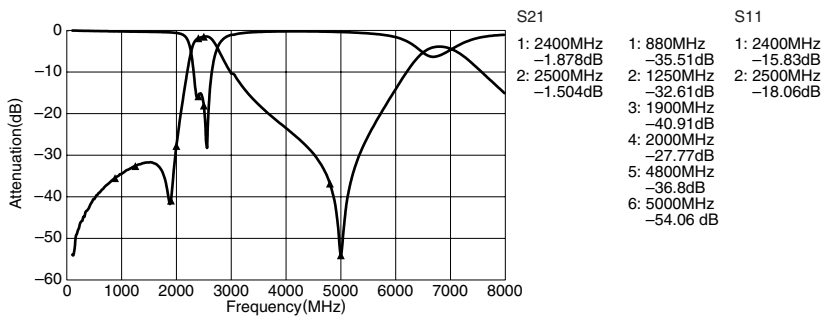


ELECTRICAL CHARACTERISTICS

Item			Minimum value	Typical value	Maximum value
Center frequency		[2450MHz]			
Insertion loss	[25°C]	[2400 to 2500MHz]	(dB)	—	3.0
	[-40 to +85°C]	[2400 to 2500MHz]	(dB)	—	3.3
Return loss		[2400 to 2500MHz]	(dB)	7	—
		[880 to 915MHz]	(dB)	32	—
Attenuation		[915 to 1250MHz]	(dB)	30	—
		[1710 to 1900MHz]	(dB)	30	—
		[1900 to 2000MHz]	(dB)	20	24
		[4800 to 5000MHz]	(dB)	25	—
Temperature range	Operating	(°C)	-40	—	+85
	Storage	(°C)	-40	—	+85

• Ta: +25°C

FREQUENCY CHARACTERISTICS

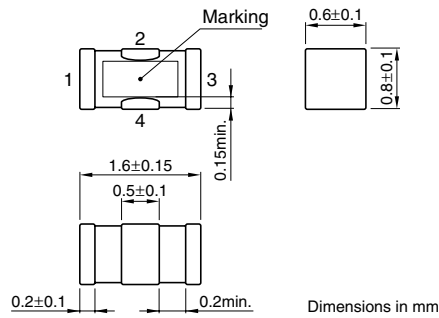


• All specifications are subject to change without notice.

Multilayer Band Pass Filters, DEA Series

DEA162450BT-1210A2

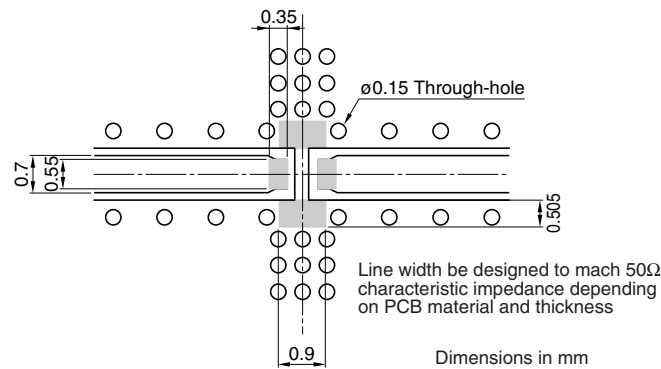
SHAPES AND DIMENSIONS



TERMINAL FUNCTIONS

1	GND
2	IN/OUT
3	GND
4	IN/OUT

RECOMMENDED PC BOARD PATTERN

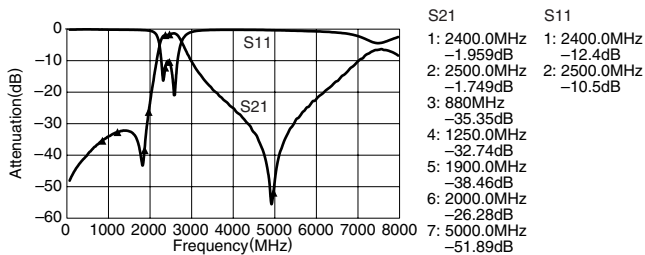


ELECTRICAL CHARACTERISTICS

Item		Minimum value	Typical value	Maximum value
Center frequency	[2450MHz]			
Insertion loss	[2400 to 2500MHz] (dB)	—	—	3.0
Return loss	[2400 to 2500MHz] (dB)	7	—	—
Attenuation	[880 to 915MHz] (dB)	32	—	—
	[915 to 1250MHz] (dB)	30	—	—
	[1710 to 1900MHz] (dB)	30	—	—
	[1900 to 2000MHz] (dB)	20	25	—
	[4800 to 5000MHz] (dB)	25	—	—
Temperature range	Operating (°C)	-40	—	+85
	Storage (°C)	-40	—	+85

• Ta:+25°C

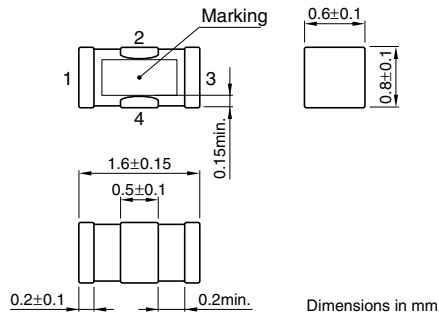
FREQUENCY CHARACTERISTICS



Multilayer Band Pass Filters, DEA Series

DEA165487BT-1202 for 5.0GHz W-LAN

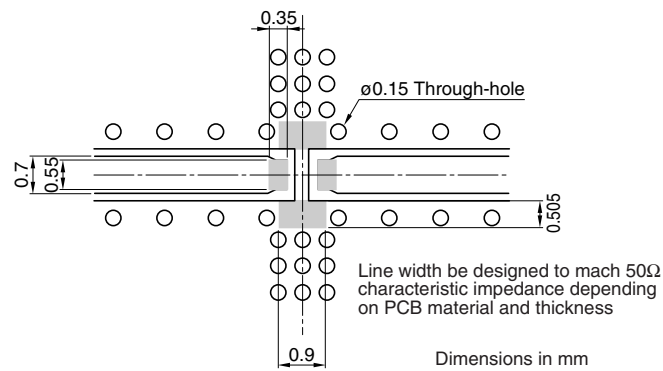
SHAPES AND DIMENSIONS



TERMINAL FUNCTIONS

1	GND
2	IN/OUT
3	GND
4	IN/OUT

RECOMMENDED PC BOARD PATTERN

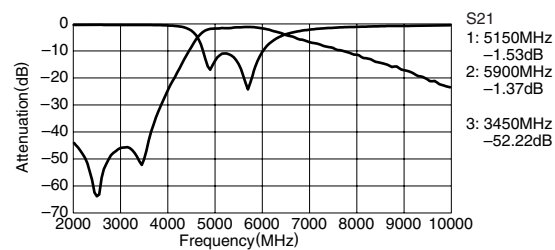


ELECTRICAL CHARACTERISTICS

Item		Minimum value	Typical value	Maximum value
Center frequency	[5525MHz]			
Insertion loss	[5150 to 5900MHz]	(dB)	1.6	2.2
Return loss	[5150 to 5900MHz]	(dB)	10	—
Attenuation	[3450MHz]	(dB)	35	—
Temperature range	Operating	(°C)	-40	+85
	Storage	(°C)	-40	+85

• Ta: +25°C

FREQUENCY CHARACTERISTICS

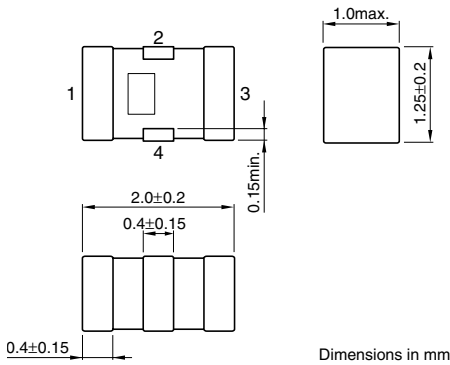


• All specifications are subject to change without notice.

Multilayer Band Pass Filters, DEA Series

DEA202450BT-1195A1

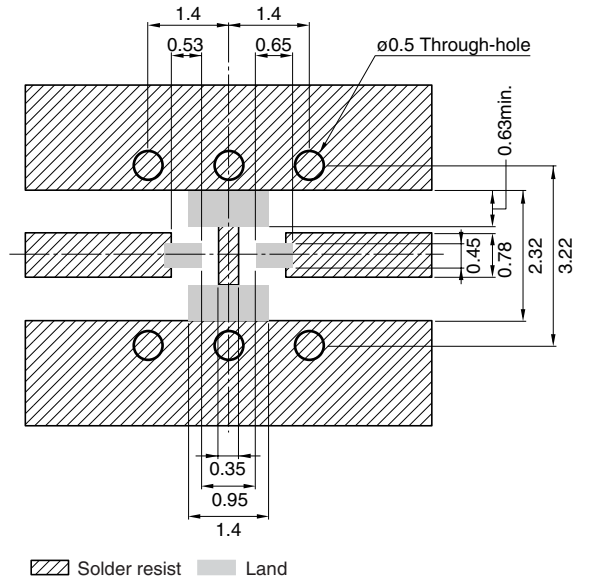
SHAPES AND DIMENSIONS



TERMINAL FUNCTIONS

1	GND
2	In(Out)
3	GND
4	Out(In)

RECOMMENDED PC BOARD PATTERN



Line width be designed to mach 50Ω characteristic impedance depending on PCB material and thickness

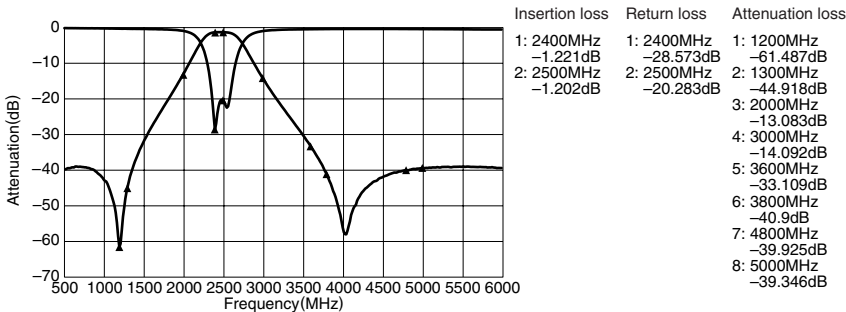
Dimensions in mm

ELECTRICAL CHARACTERISTICS

Item			Minimum value	Typical value	Maximum value
Center frequency	[2450MHz]				
Insertion loss	[2400 to 2500MHz]	(dB)	—	—	2.3
Return loss	[2400 to 2500MHz]	(dB)	9	—	—
Attenuation	[880 to 915MHz]	(dB)	40	—	—
	[915 to 1250MHz]	(dB)	30	—	—
	[1710 to 1990MHz]	(dB)	23	—	—
	[1990 to 2100MHz]	(dB)	10	—	—
	[4800 to 5000MHz]	(dB)	25	—	—
Temperature range	Operating	(°C)	-40	—	+85
	Storage	(°C)	-40	—	+85

• Ta: +25°C

FREQUENCY CHARACTERISTICS

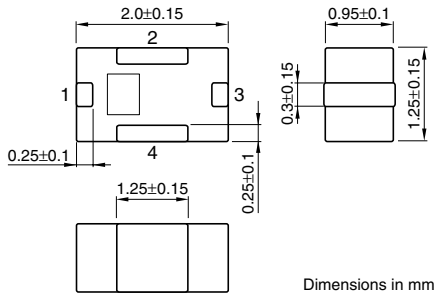


• All specifications are subject to change without notice.

Multilayer Band Pass Filters, DEA Series

DEA202450BT-1213C1

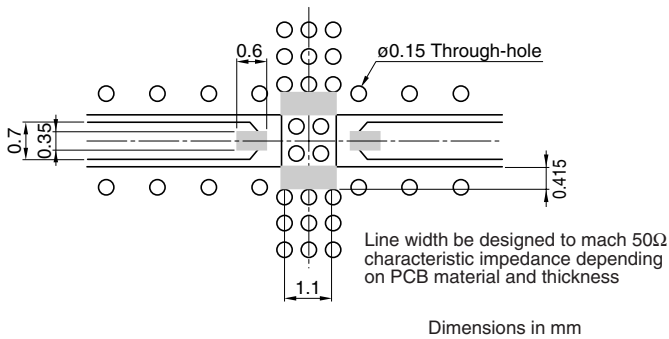
SHAPES AND DIMENSIONS



TERMINAL FUNCTIONS

1	IN
2	GND
3	OUT
4	GND

RECOMMENDED PC BOARD PATTERN

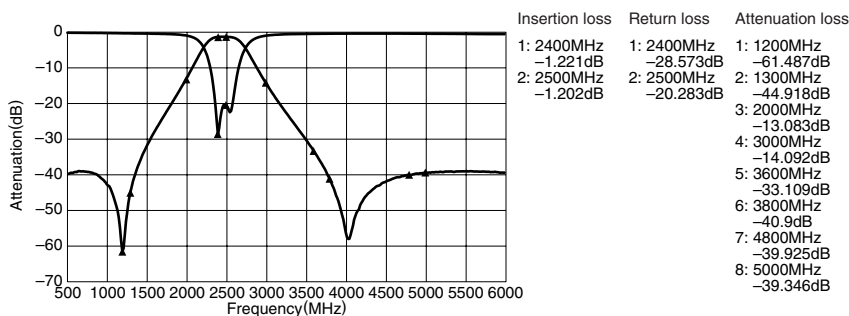


ELECTRICAL CHARACTERISTICS

Item		Minimum value	Typical value	Maximum value
Insertion loss	[2400 to 2500MHz] (dB)	—	—	1.5
Return loss	[2400 to 2500MHz] (dB)	10	—	—
Attenuation	[1200 to 1300MHz] (dB)	25	—	—
	[2000MHz] (dB)	10	—	—
	[3000MHz] (dB)	12	—	—
	[3600 to 3800MHz] (dB)	30	—	—
	[4800 to 5000MHz] (dB)	34	—	—
Temperature range	Operating (°C)	−40	—	+85
	Storage (°C)	−40	—	+85

• Ta: +25°C

FREQUENCY CHARACTERISTICS

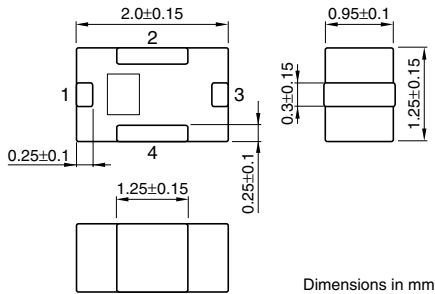


• All specifications are subject to change without notice.

Multilayer Band Pass Filters, DEA Series

DEA202450BT-2038A1

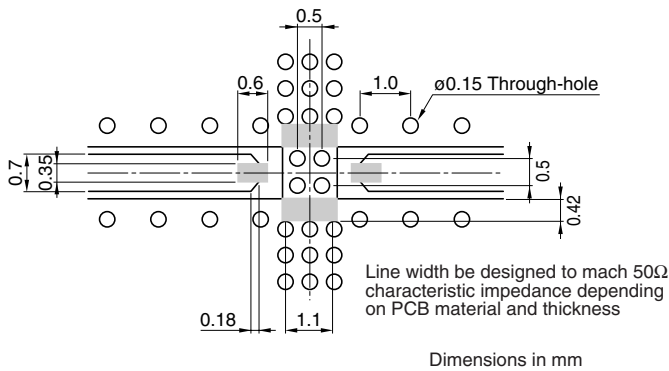
SHAPES AND DIMENSIONS



TERMINAL FUNCTIONS

1	IN
2	GND
3	OUT
4	GND

RECOMMENDED PC BOARD PATTERN

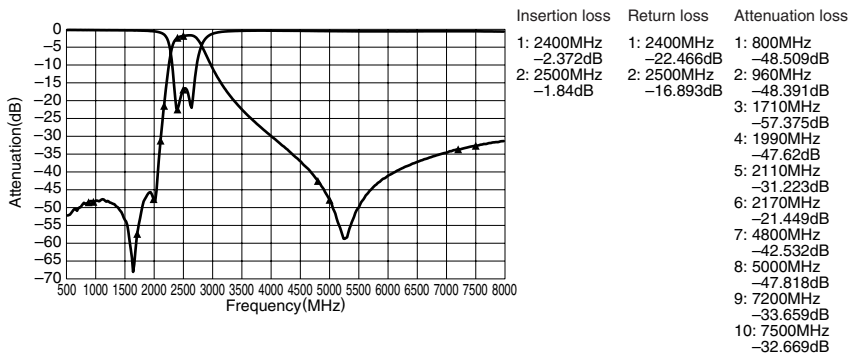


ELECTRICAL CHARACTERISTICS

Item			Minimum value	Typical value	Maximum value
Insertion loss	[2400 to 2500MHz]	(dB)	—	—	2.6
Return loss	[2400 to 2500MHz]	(dB)	10	—	—
Attenuation	[880 to 960MHz]	(dB)	40	—	—
	[1710 to 1990MHz]	(dB)	40	—	—
	[2110 to 2170MHz]	(dB)	20	—	—
	[4800 to 5000MHz]	(dB)	30	—	—
	[7200 to 7500MHz]	(dB)	30	—	—
Temperature range	Operating	(°C)	-40	—	+85
	Storage	(°C)	-40	—	+85

• Ta: +25°C

FREQUENCY CHARACTERISTICS

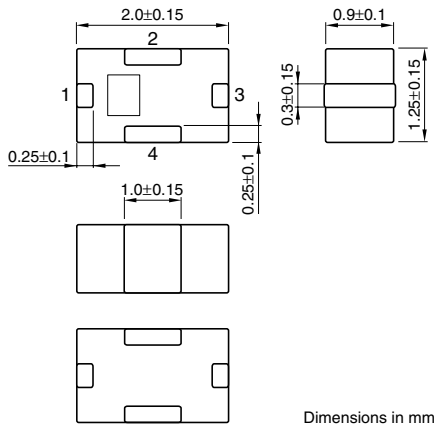


• All specifications are subject to change without notice.

Multilayer Band Pass Filters, DEA Series

DEA205425BT-1209B2 for 5.0GHz W-LAN

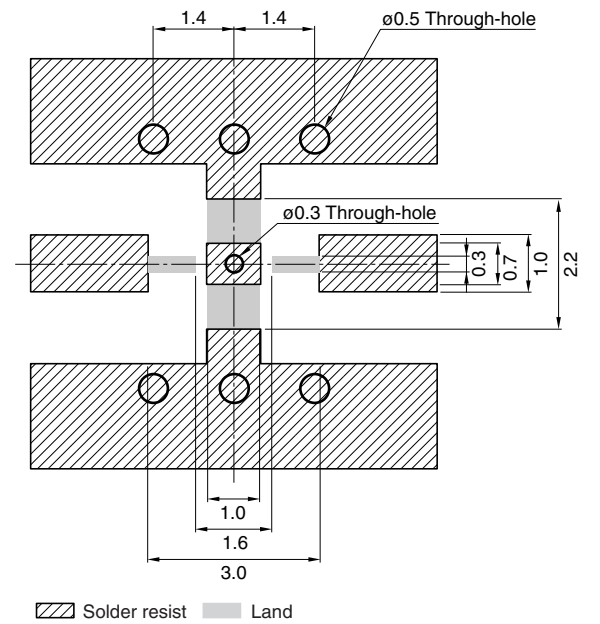
SHAPES AND DIMENSIONS



TERMINAL FUNCTIONS

1	IN
2	GND
3	OUT
4	GND

RECOMMENDED PC BOARD PATTERN



Line width be designed to mach 50Ω characteristic impedance depending on PCB material and thickness

Dimensions in mm

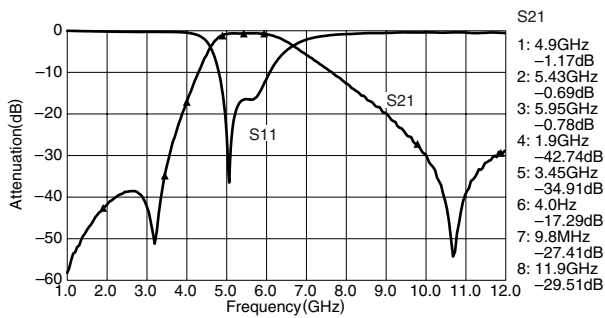
ELECTRICAL CHARACTERISTICS

Item			Minimum value	Typical value	Maximum value
Center frequency	[5425MHz]		—	—	—
Insertion loss	[4900 to 5950MHz]	(dB)	—	1.1	1.5
Return loss	[4900 to 5950MHz]	(dB)	10	—	—
Attenuation	[500 to 1900MHz]	(dB)	35	41	—
	[2140 to 3300MHz]	(dB)	30	38	—
	[3450MHz]	(dB)	25	34	—
Temperature range	Operating	(°C)	-40	—	+85
	Storage	(°C)	-40	—	+85

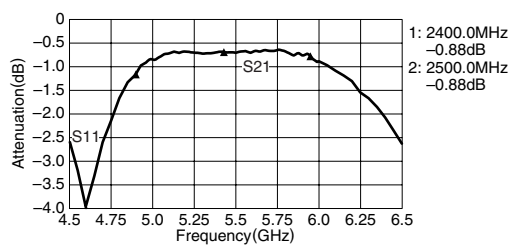
• Ta: +25°C

FREQUENCY CHARACTERISTICS

ATTENUATION



INSERTION LOSS

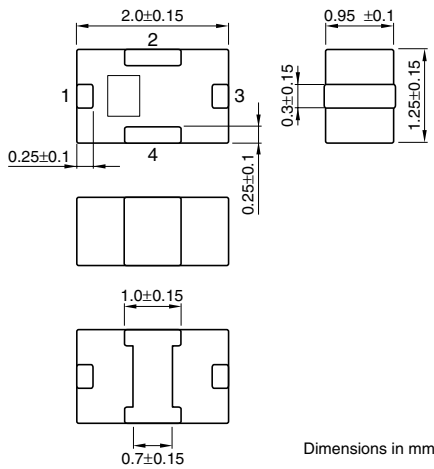


• All specifications are subject to change without notice.

Multilayer Band Pass Filters, DEA Series

DEA205425BT-2028A4 for 5.0GHz W-LAN

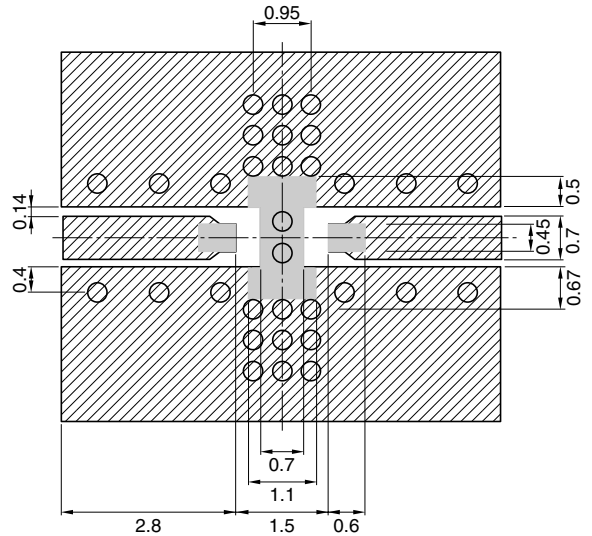
SHAPES AND DIMENSIONS



TERMINAL FUNCTIONS

1	IN
2	GND
3	OUT
4	GND

RECOMMENDED PC BOARD PATTERN



▨ Solder resist ■ Land

Line width be designed to mach 50Ω characteristic impedance depending on PCB material and thickness

Dimensions in mm

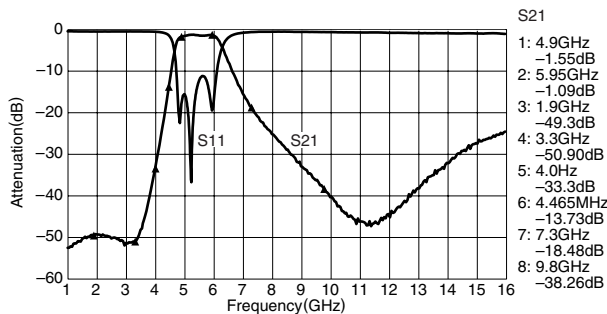
ELECTRICAL CHARACTERISTICS

Item		Minimum value	Typical value	Maximum value
Center frequency	[5425MHz]	—	—	—
Insertion loss	[4900 to 5950MHz] (dB)	—	1.6	2.0
Return loss	[4900 to 5950MHz] (dB)	9	11	—
Attenuation	[1280 to 3300MHz] (dB)	40	50	—
	[3300 to 4000MHz] (dB)	25	33	—
	[4375 to 4465MHz] (dB)	7	12	—
	[7300 to 8930MHz] (dB)	14	18	—
	[9800 to 11900MHz] (dB)	25	38	—
Temperature range	Operating (°C)	-40	—	+85
	Storage (°C)	-40	—	+85

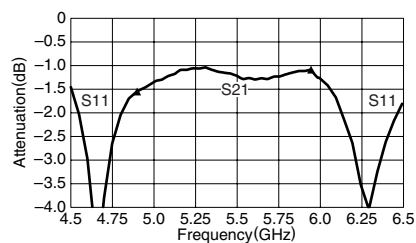
• Ta: +25°C

FREQUENCY CHARACTERISTICS

ATTENUATION



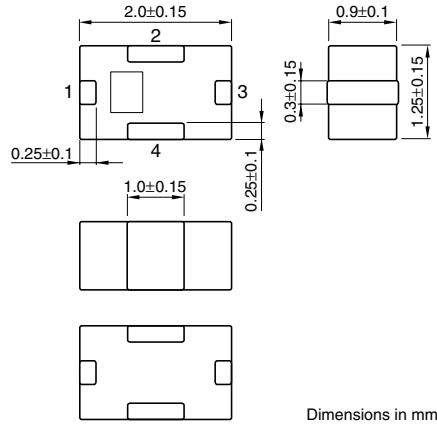
INSERTION LOSS



Multilayer Band Pass Filters, DEA Series

DEA205437BT-1200 for 5.0GHz W-LAN

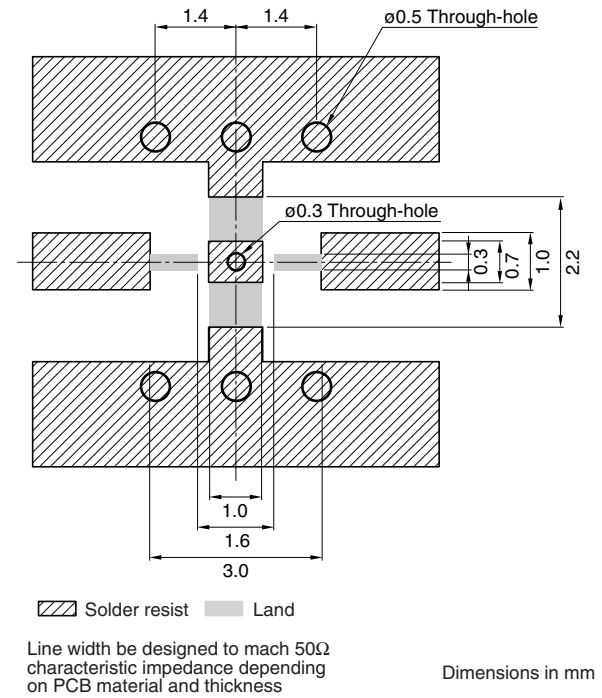
SHAPES AND DIMENSIONS



TERMINAL FUNCTIONS

1	IN
2	GND
3	OUT
4	GND

RECOMMENDED PC BOARD PATTERN

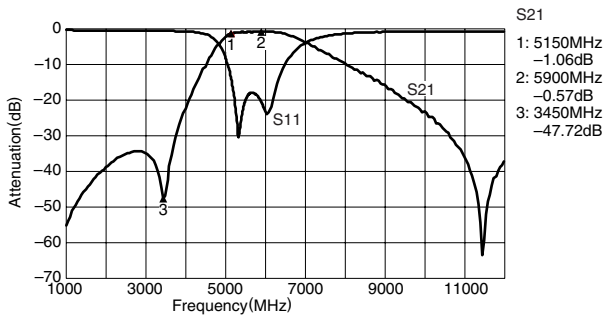


ELECTRICAL CHARACTERISTICS

Item		Minimum value	Typical value	Maximum value
Center frequency	[5525MHz]	—	—	—
Insertion loss	[5150 to 5900MHz]	(dB)	1.1	1.5
Return loss	[5150 to 5900MHz]	(dB)	10	—
Attenuation	[3450MHz]	(dB)	35	—
Temperature range	Operating	(°C)	—	+85
	Storage	(°C)	—40	+85

• Ta: +25°C

FREQUENCY CHARACTERISTICS

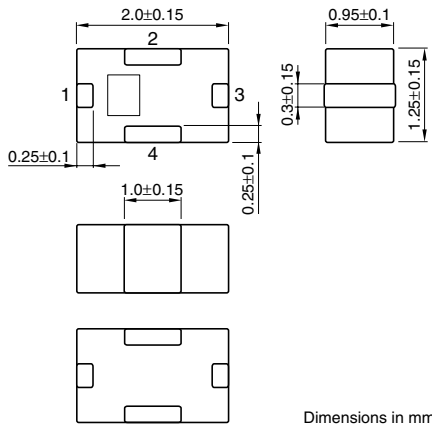


• All specifications are subject to change without notice.

Multilayer Band Pass Filters, DEA Series

DEA205462BT-2023 for 5.0GHz W-LAN

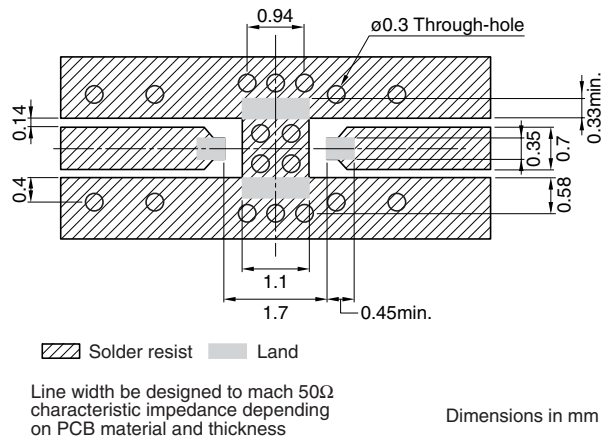
SHAPES AND DIMENSIONS



TERMINAL FUNCTIONS

1	IN
2	GND
3	OUT
4	GND

RECOMMENDED PC BOARD PATTERN



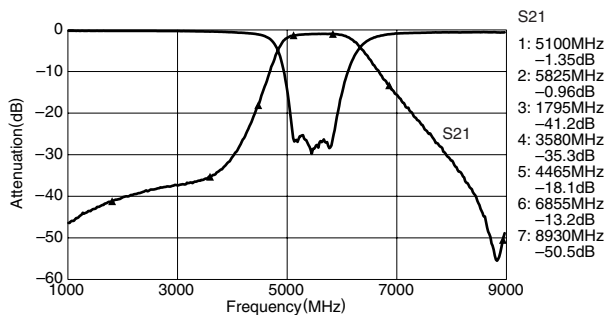
ELECTRICAL CHARACTERISTICS

Item			Minimum value	Typical value	Maximum value
Center frequency	[5462.5MHz]		—	—	—
Insertion loss	[5100 to 5825MHz]	(dB)	—	1.5	1.9
Return loss	[5100 to 5825MHz]	(dB)	10	13	—
	[1280 to 1795MHz]	(dB)	37	40	—
	[2140 to 3580MHz]	(dB)	32	35	—
	[4375 to 4465MHz]	(dB)	9	13	—
	[6855 to 7150MHz]	(dB)	9	14	—
Temperature range	Operating	(°C)	-40	—	+85
	Storage	(°C)	-40	—	+85

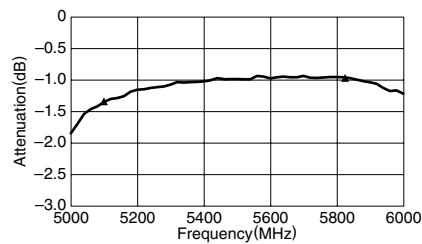
• Ta: +25°C

FREQUENCY CHARACTERISTICS

ATTENUATION



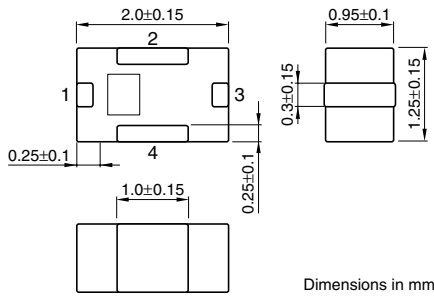
S21 ZOOM



Multilayer Band Pass Filters, DEA Series

DEA205512BT-2025A1

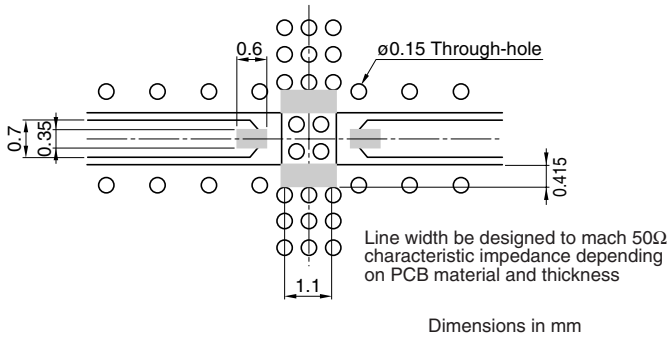
SHAPES AND DIMENSIONS



TERMINAL FUNCTIONS

1	IN
2	GND
3	OUT
4	GND

RECOMMENDED PC BOARD PATTERN

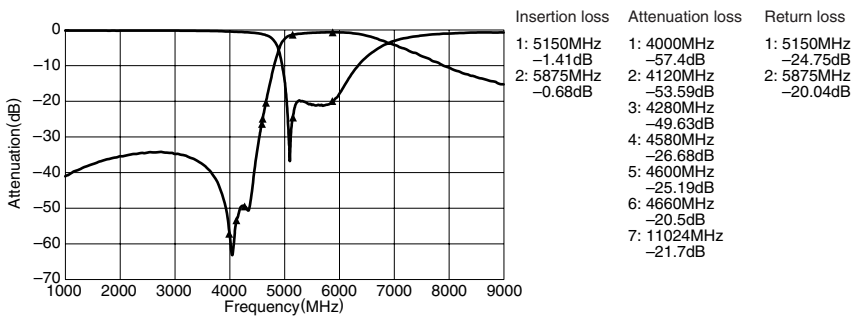


ELECTRICAL CHARACTERISTICS

Item		Minimum value	Typical value	Maximum value	
Insertion loss	[5150 to 5875MHz]	(dB)	—	2	
VSWR	[2400 to 2500MHz]	(dB)	—	2	
	[4000 to 4120MHz]	(dB)	25	—	
	[4280MHz]	(dB)	35	—	
Attenuation	[4580 to 4600MHz]	(dB)	15	—	
	[4660MHz]	(dB)	10	—	
	[10300 to 11750MHz]	(dB)	10	—	
	Operating	(°C)	-40	—	+85
Temperature range	Storage	(°C)	-40	—	+85

• Ta: +25°C

FREQUENCY CHARACTERISTICS

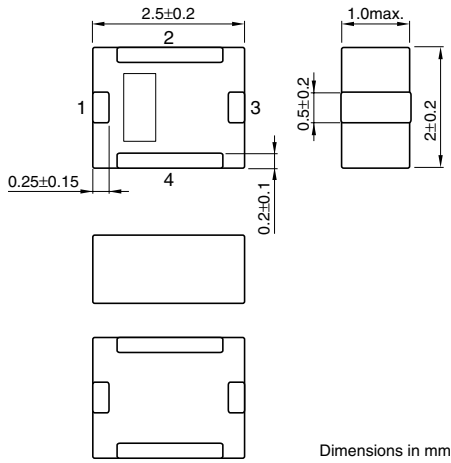


• All specifications are subject to change without notice.

Multilayer Band Pass Filters, DEA Series

DEA252400BT-2030A1

SHAPES AND DIMENSIONS

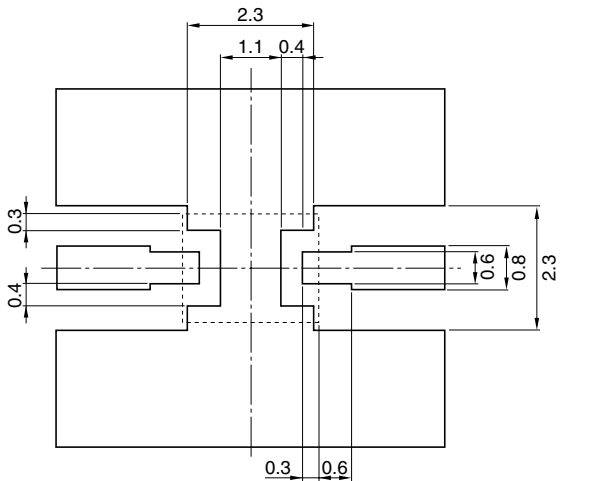


TERMINAL FUNCTIONS

1	IN
2	GND
3	OUT
4	GND

RECOMMENDED PC BOARD PATTERN

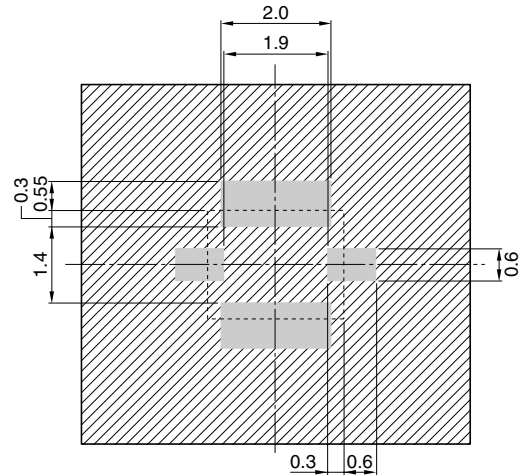
Land



Line width be designed to mach 50Ω characteristic impedance depending on PCB material and thickness

Dimensions in mm

Solder resist



Solder resist Land

Line width be designed to mach 50Ω characteristic impedance depending on PCB material and thickness

Dimensions in mm

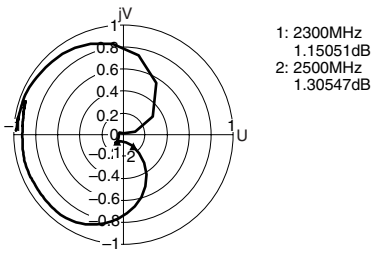
ELECTRICAL CHARACTERISTICS

Item			Minimum value	Typical value	Maximum value
Insertion loss	[2300 to 2500MHz]	(dB)	—	—	1.4
Return loss	[2300 to 2500MHz]	(dB)	10	—	—
Attenuation	[880 to 915MHz]	(dB)	35	—	—
	[1710 to 1785MHz]	(dB)	35	—	—
	[1850 to 1910MHz]	(dB)	35	—	—
	[4800 to 5000MHz]	(dB)	30	—	—
Temperature range	Operating	(°C)	-40	—	+85
	Storage	(°C)	-40	—	+85

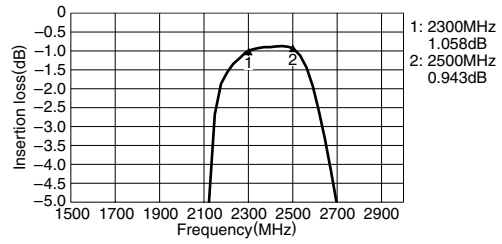
• Ta: +25°C

FREQUENCY CHARACTERISTICS

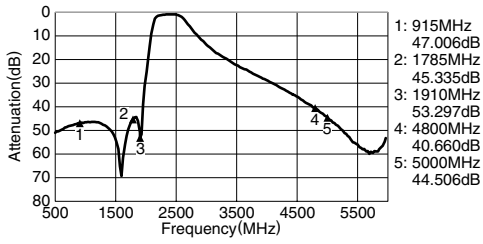
VSWR



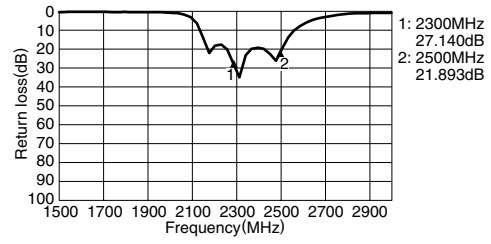
INSERTION LOSS



ATTENUATION



RETURN LOSS

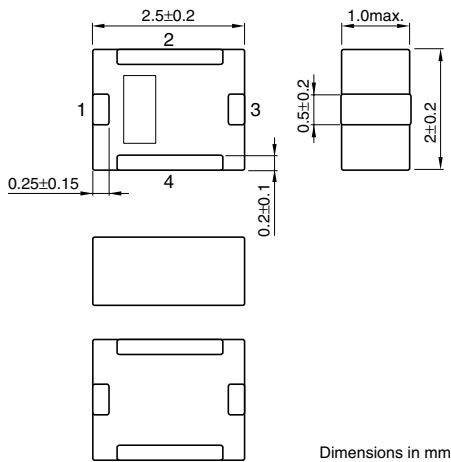


• All specifications are subject to change without notice.

Multilayer Band Pass Filters, DEA Series

DEA252450BT-2024C1

SHAPES AND DIMENSIONS

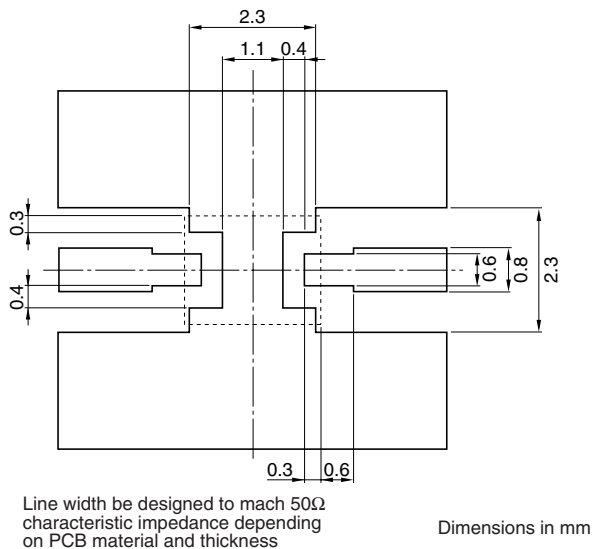


TERMINAL FUNCTIONS

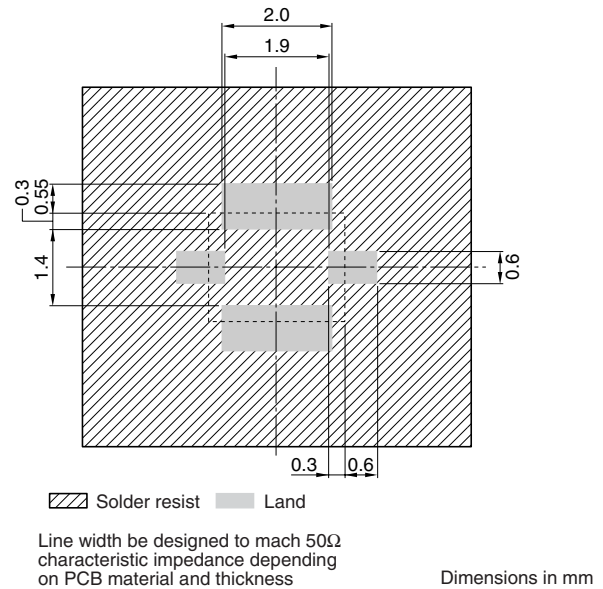
1	IN
2	GND
3	OUT
4	GND

RECOMMENDED PC BOARD PATTERN

Land



Solder resist



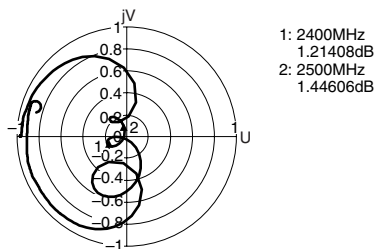
ELECTRICAL CHARACTERISTICS

Item			Minimum value	Typical value	Maximum value
Center frequency	[2450MHz]				
Insertion loss	[2400 to 2500MHz]	(dB)	—	—	2.1
Return loss	[2400 to 2500MHz]	(dB)	10	—	—
	[880 to 915MHz]	(dB)	45	—	—
	[1710 to 1990MHz]	(dB)	48	—	—
	[2110 to 2170MHz]	(dB)	20	—	—
Attenuation	[4800 to 5000MHz]	(dB)	30	—	—
	Operating	(°C)	−40	—	+85
Temperature range	Storage	(°C)	−40	—	+85

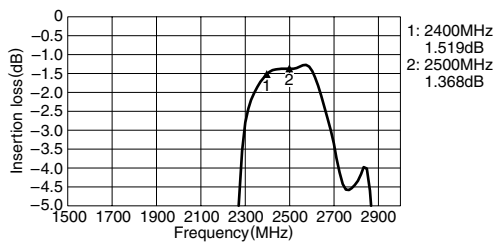
• Ta: +25°C

FREQUENCY CHARACTERISTICS

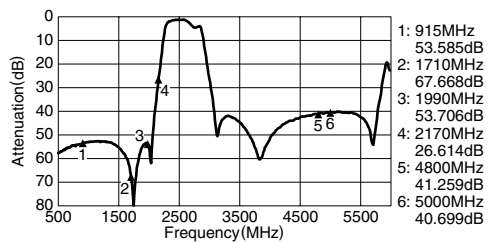
VSWR



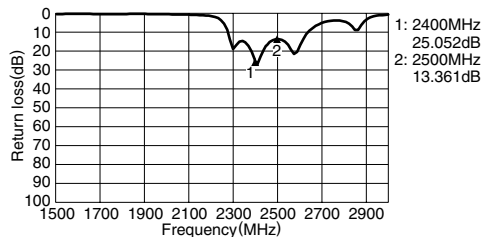
INSERTION LOSS



ATTENUATION



RETURN LOSS

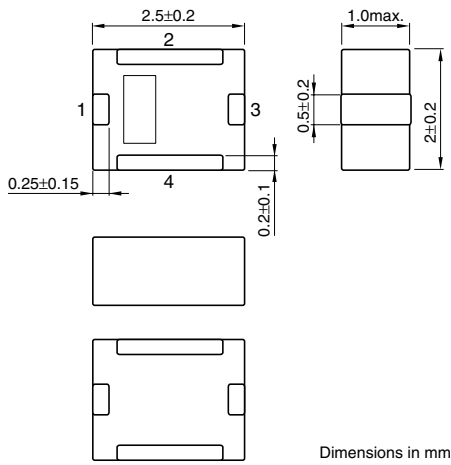


• All specifications are subject to change without notice.

Multilayer Band Pass Filters, DEA Series

DEA252450BT-2027A1

SHAPES AND DIMENSIONS

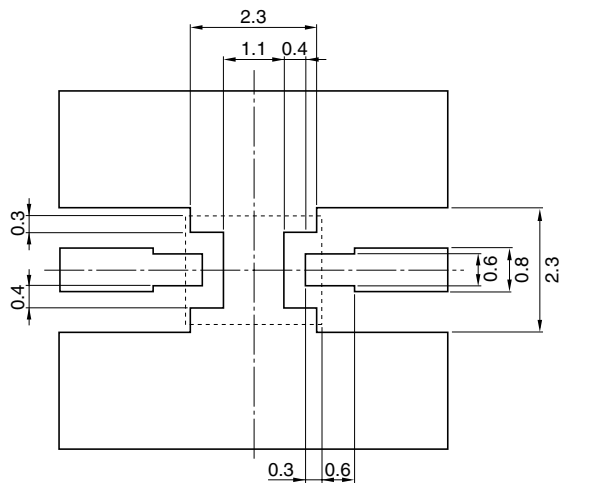


TERMINAL FUNCTIONS

1	IN
2	GND
3	OUT
4	GND

RECOMMENDED PC BOARD PATTERN

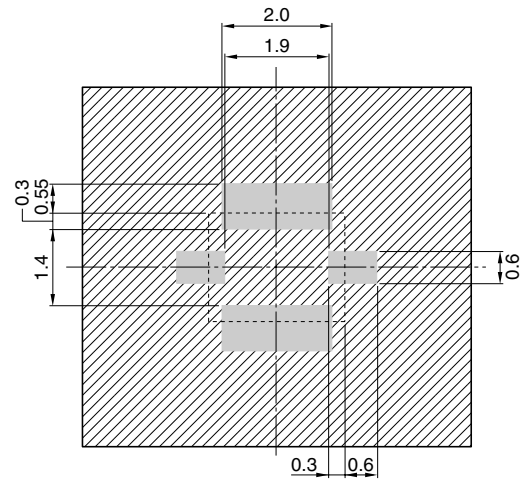
Land



Line width be designed to mach 50Ω characteristic impedance depending on PCB material and thickness

Dimensions in mm

Solder resist



Solder resist Land

Line width be designed to mach 50Ω characteristic impedance depending on PCB material and thickness

Dimensions in mm

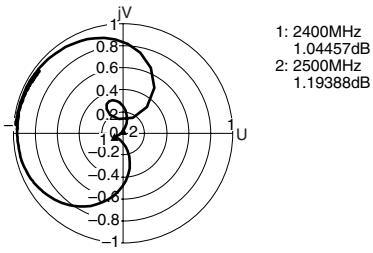
ELECTRICAL CHARACTERISTICS

Item			Minimum value	Typical value	Maximum value
Insertion loss	[2400 to 2500MHz]	(dB)	—	—	1.2
Return loss	[2400 to 2500MHz]	(dB)	10	—	—
Attenuation	[880 to 915MHz]	(dB)	35	—	—
	[1710 to 1785MHz]	(dB)	35	—	—
	[1850 to 1910MHz]	(dB)	35	—	—
Temperature range	Operating	(°C)	−40	—	+85
	Storage	(°C)	−40	—	+85

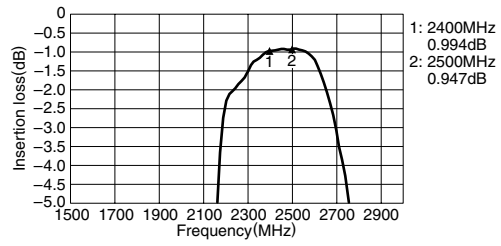
• Ta: +25°C

FREQUENCY CHARACTERISTICS

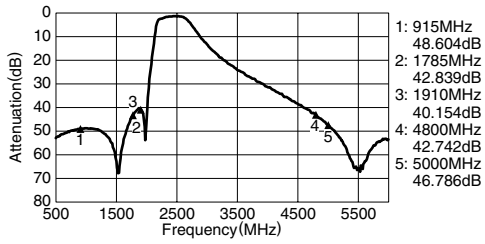
VSWR



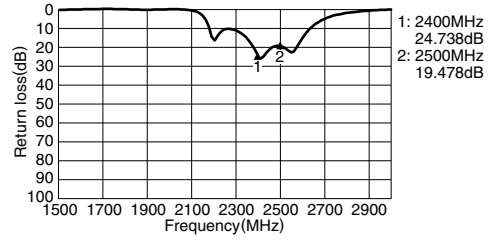
INSERTION LOSS



ATTENUATION



RETURN LOSS

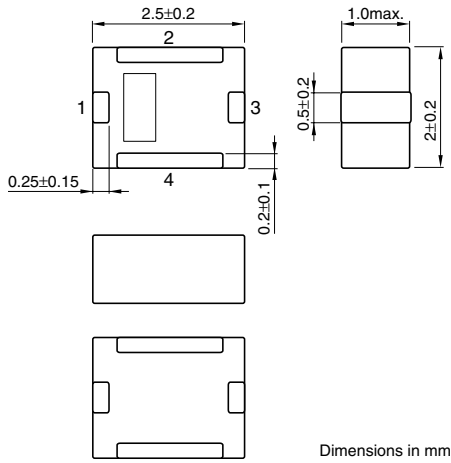


• All specifications are subject to change without notice.

Multilayer Band Pass Filters, DEA Series

DEA252450BT-2031A1

SHAPES AND DIMENSIONS

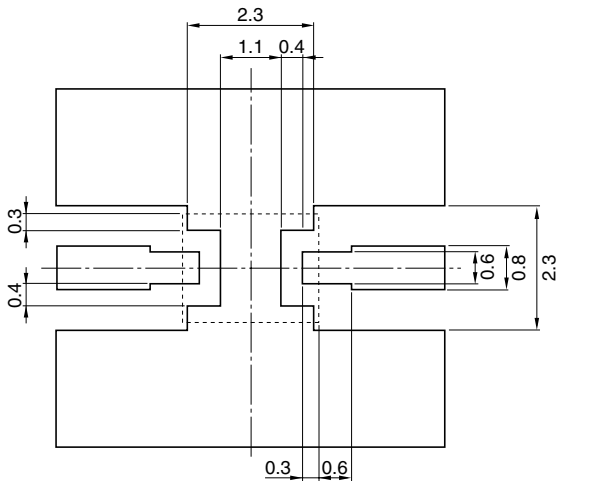


TERMINAL FUNCTIONS

1	IN
2	GND
3	OUT
4	GND

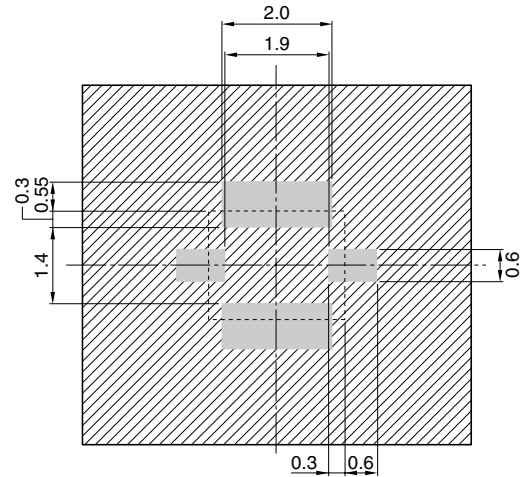
RECOMMENDED PC BOARD PATTERN

Land



Line width be designed to mach 50Ω characteristic impedance depending on PCB material and thickness

Solder resist



Solder resist Land

Line width be designed to mach 50Ω characteristic impedance depending on PCB material and thickness

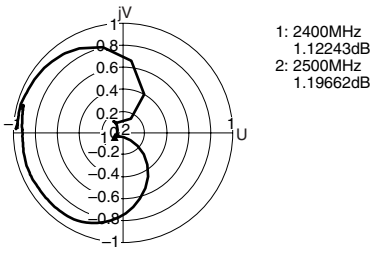
ELECTRICAL CHARACTERISTICS

Item			Minimum value	Typical value	Maximum value
Insertion loss	[2400 to 2500MHz]	(dB)	—	—	1.5
Return loss	[2400 to 2500MHz]	(dB)	10	—	—
Attenuation	[915MHz]	(dB)	35	—	—
	[1750MHz]	(dB)	30	—	—
	[2100MHz]	(dB)	20	—	—
	[4800 to 5000MHz]	(dB)	23	—	—
Temperature range	Operating	(°C)	−40	—	+85
	Storage	(°C)	−40	—	+85

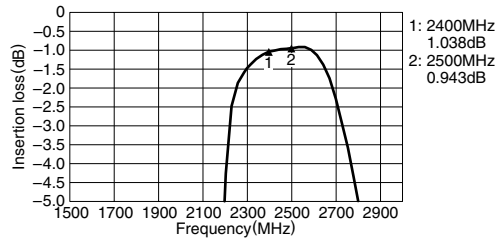
• Ta: +25°C

FREQUENCY CHARACTERISTICS

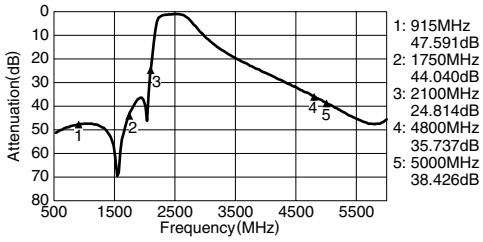
VSWR



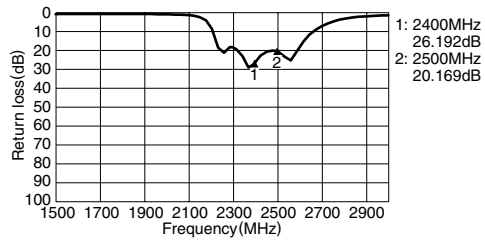
INSERTION LOSS



ATTENUATION



RETURN LOSS

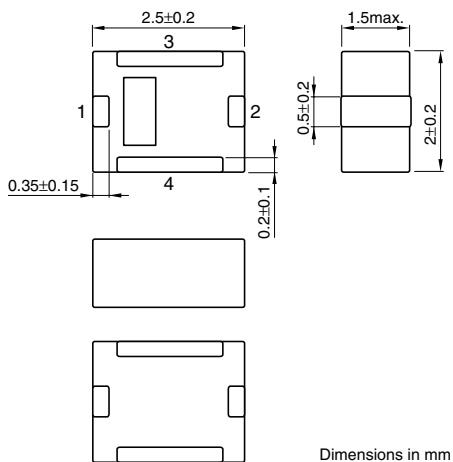


• All specifications are subject to change without notice.

Multilayer Band Pass Filters, DEA Series

DEA252450BT-2037C1

SHAPES AND DIMENSIONS

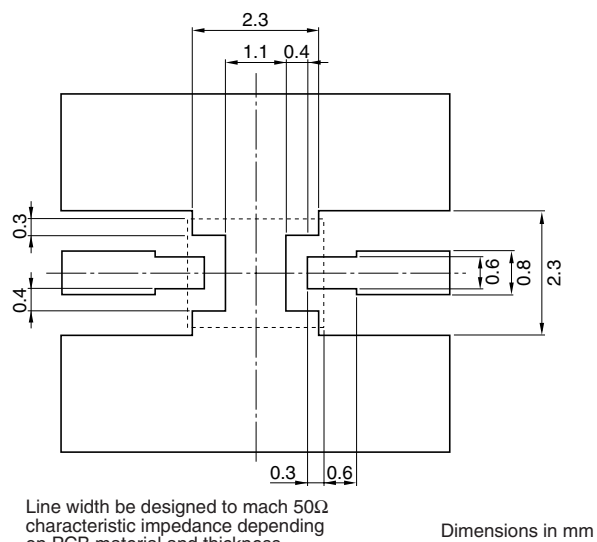


TERMINAL FUNCTIONS

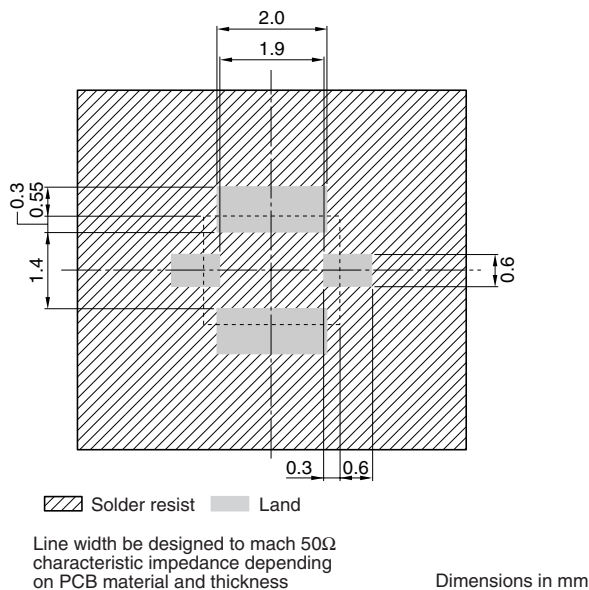
1	IN
2	OUT
3	GND
4	GND

RECOMMENDED PC BOARD PATTERN

Land



Solder resist



ELECTRICAL CHARACTERISTICS

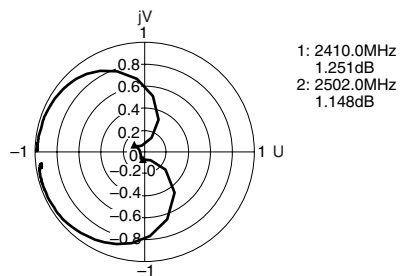
Item			Minimum value	Typical value	Maximum value
Center frequency	[2450MHz]				
Insertion loss	[2400 to 2500MHz]	(dB)	—	—	3
Return loss	[2400 to 2500MHz]	(dB)	10	—	—
	[880 to 915MHz]	(dB)	43	—	—
	[1710 to 1990MHz]	(dB)	24	—	—
	[2110 to 2170MHz]	(dB)	14	—	—
	[2700MHz]	(dB)	25	—	—
Attenuation	[4800 to 5000MHz]	(dB)	25	—	—
	Operating	(°C)	-40	—	+85
	Storage	(°C)	-40	—	+85

• Ta:+25°C

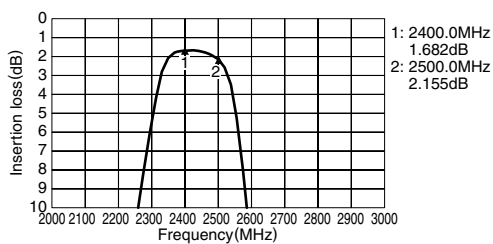
• All specifications are subject to change without notice.

FREQUENCY CHARACTERISTICS

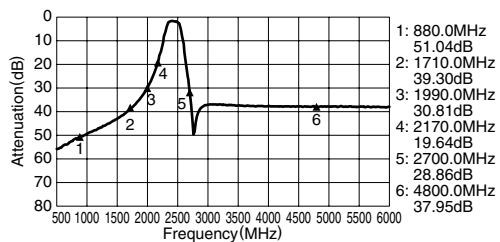
VSWR



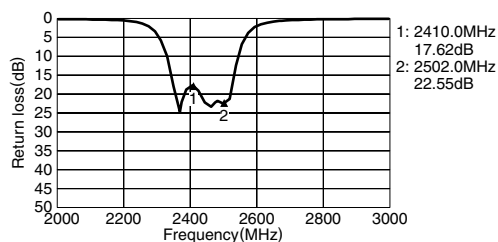
INSERTION LOSS



ATTENUATION



RETURN LOSS

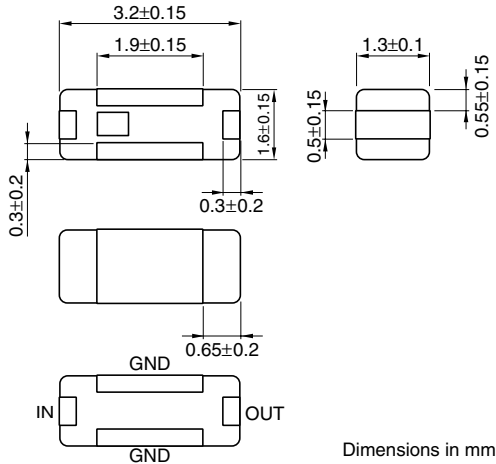


• All specifications are subject to change without notice.

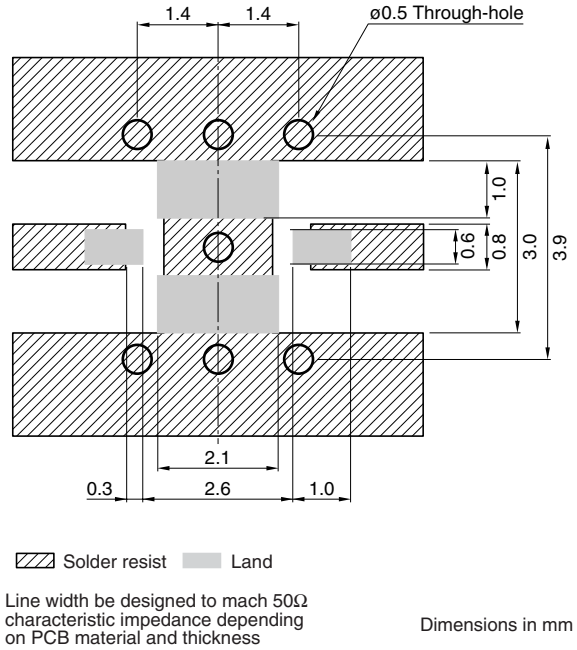
Multilayer Band Pass Filters, DEA Series

DEA312330BT-2013

SHAPES AND DIMENSIONS



RECOMMENDED PC BOARD PATTERN

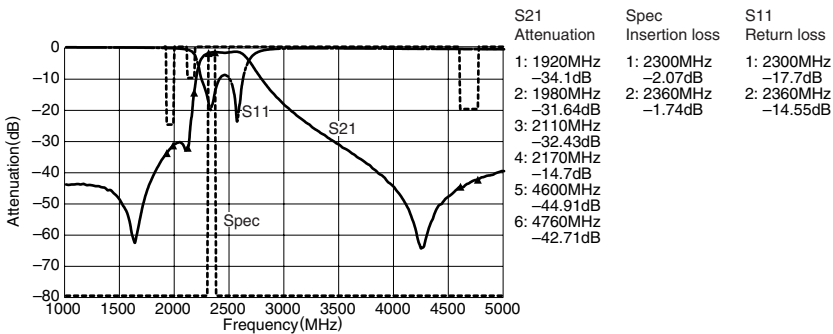


ELECTRICAL CHARACTERISTICS

Item		Minimum value	Typical value	Maximum value
Insertion loss	[2300 to 2360MHz] (dB)	—	—	2.5
Return loss	[2300 to 2360MHz] (dB)	9.54	—	—
Attenuation	[1920 to 1980MHz] (dB)	25	—	—
	[2110 to 2170MHz] (dB)	10	—	—
	[4600 to 4760MHz] (dB)	20	—	—
Temperature range	Operating (°C)	-40	—	+85
	Storage (°C)	-40	—	+85

• Ta: +25°C

FREQUENCY CHARACTERISTICS

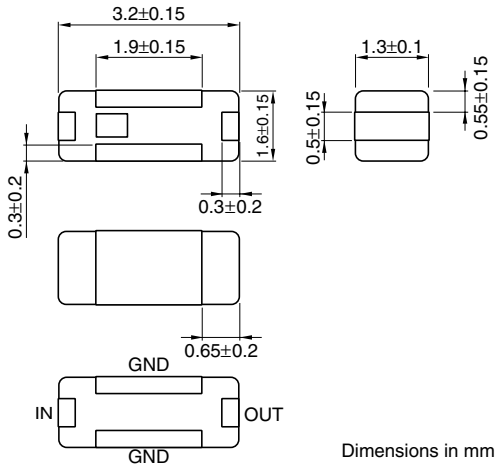


• All specifications are subject to change without notice.

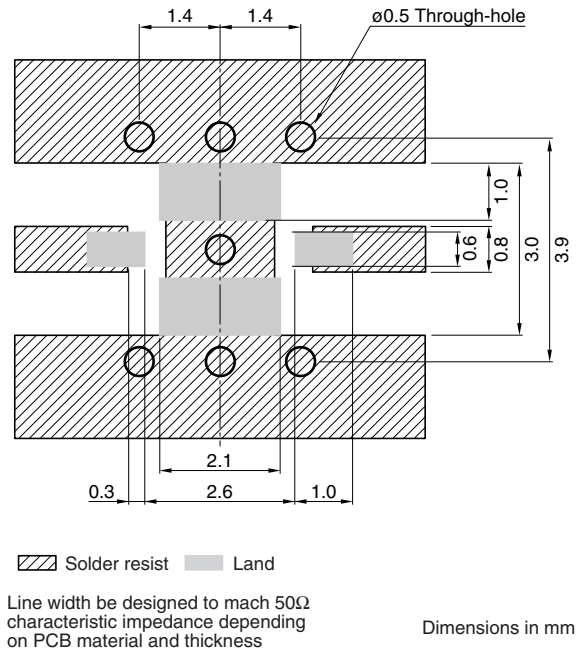
Multilayer Band Pass Filters, DEA Series

DEA312450BT-2010A1

SHAPES AND DIMENSIONS



RECOMMENDED PC BOARD PATTERN



ELECTRICAL CHARACTERISTICS

Item			Minimum value	Typical value	Maximum value
Center frequency	[2450MHz]				
Insertion loss	[2400 to 2500MHz]	(dB)	—	—	2.3
Return loss	[2400 to 2500MHz]	(dB)	9	—	—
Attenuation	[880 to 1250MHz]	(dB)	40	—	—
	[1710 to 1990MHz]	(dB)	40	—	—
	[1990 to 2170MHz]	(dB)	10	—	—
	[4800 to 5000MHz]	(dB)	35	—	—
	[7200 to 7500MHz]	(dB)	30	—	—
Temperature range	Operating	(°C)	-40	—	+85
	Storage	(°C)	-40	—	+85

• Ta: +25°C

FREQUENCY CHARACTERISTICS

