




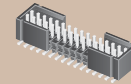
(1,00mm) .03937"

FTMH SERIES

FTMH-125-02-L-DV



FTMH-116-02-F-DV-ES



SMT MICRO HEADER

SPECIFICATIONS

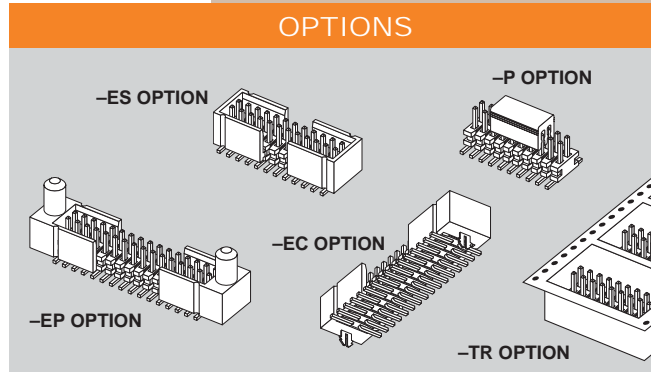
For complete specifications and recommended PCB layouts see www.samtec.com?FTMH

Insulator Material: Black Liquid Crystal Polymer
Terminal Material: Phosphor Bronze
Current Rating: 2.5A @ 80°C ambient
Operating Temp Range: -55°C to +125°C
Plating: Sn or Au over 50µ" (1.27µm) Ni
RoHS Compliant: Yes



Processing: Lead-Free Solderable: Yes
-DV Lead Coplanarity: (0,10mm) .004" max
-DH Lead Coplanarity: (0,10mm) .004" max (05-25) (0,15mm) .006" max (26-50)

Mates with: CLM, MLE



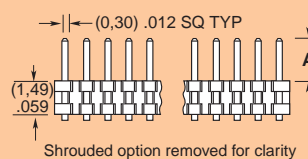
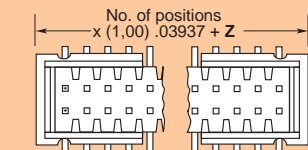
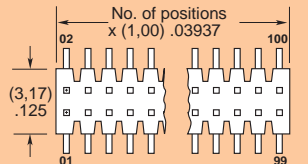
ALSO AVAILABLE

Ultra-low profile option available. End Shrouds available. Call for FTM Series specifications.

APPLICATION SPECIFIC OPTION

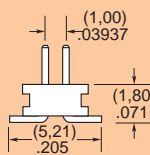
End shrouds with board locks available. Molded end shrouds available for 05 through 08 positions. Call Samtec.

FTMH	1	NO. PINS PER ROW	LEAD STYLE	PLATING OPTION
		05 thru 50 = -DH Row Option	-02 = (1,91) .075" Post (Mates with MLE)	-F = Gold flash on post, Matte Tin on tail
		02 thru 50 = -DV Row Option	-03 = (1,65) .065" Post (Mates with CLM)	-L = 10µ" (0,25µm) Gold on post, Matte Tin on tail

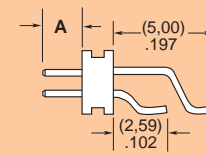


LEAD STYLE	A
-02	(1,91) .075
-03	(1,65) .065

OPTION	Z
-ES	(1,57) .062
-EC	(4,06) .160
-EP	(5,49) .216



-DV OPTION



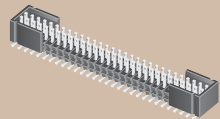
-DH OPTION

Note: Some lengths, styles and options are non-standard, non-returnable.

Due to technical progress, all designs, specifications and components are subject to change without notice.


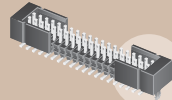
WWW.SAMTEC.COM

FTMH-110-02-L-DV-P

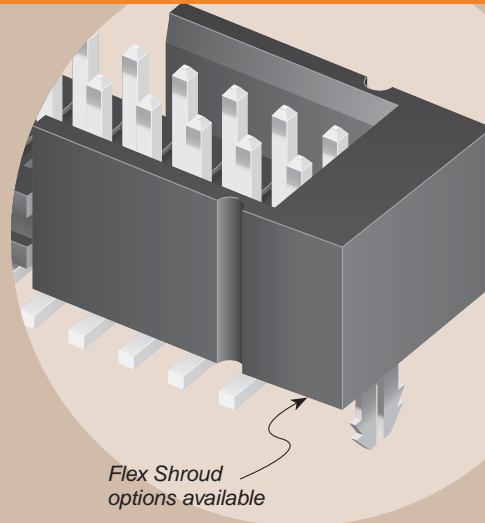
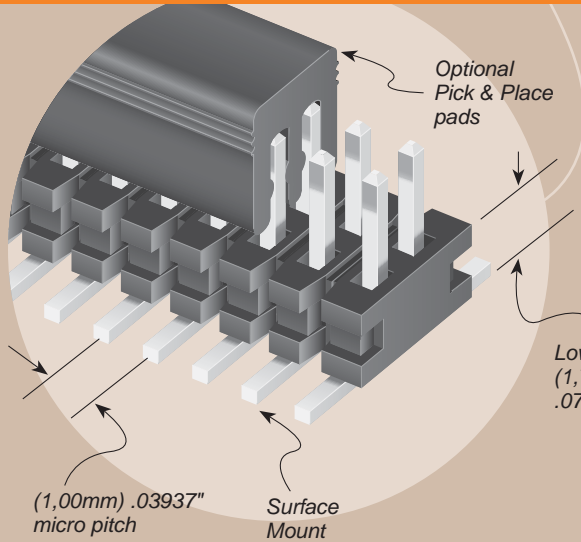


FTMH-130-02-L-DV-ES

FTMH-120-02-F-DV-EC



FTMH-128-02-L-DV-EP



ROW OPTION

-DV
= Dual Vertical

-DH
= Dual Horizontal

FLEX SHROUD OPTIONS
(-DV only) 9 pins/row minimum

-ES
= End Shroud

-EC
= End Shroud with Locking Clip
(Manual placement required)

-EP

= End Shroud with Guide Post
(Use only when mating with CLM)

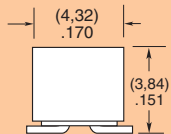
OTHER OPTIONS

-A
= Alignment Pin
(3 positions minimum)
Metal or plastic at Samtec discretion
(-DV only)

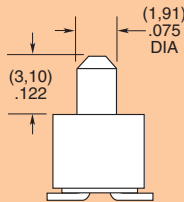
-K
= (2,50mm) .098" DIA Polyimide
Film Pick & Place Pad
(-DH only)

-P
= Plastic Pick & Place Pad
(-DV only)
(6 positions minimum)

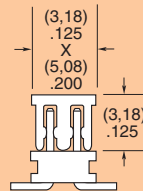
-TR
= Tape & Reel



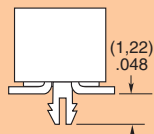
-ES OPTION



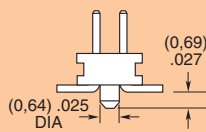
-EP OPTION



-P OPTION



-EC OPTION



-A OPTION

Due to technical progress, all designs, specifications and components are subject to change without notice.

WWW.SAMTEC.COM

SAMTEC USA • Tel: 1-800-SAMTEC-9 or 812-944-6733 SAMTEC SILICON VALLEY • Tel: 408-395-5900 SAMTEC SOUTHERN CALIFORNIA • Tel: 1-800-726-8329
 SAMTEC AMERICA LATINA COMERCIO EXTERIOR LTDA • Tel: (+55 31) 3786 3227 SAMTEC UNITED KINGDOM • Tel: 44 01236 739292 SAMTEC GERMANY • Tel: +49 (0) 89 / 89460-0
 SAMTEC FRANCE • Tel: 33 01 60 95 06 60 SAMTEC ITALY • Tel: 39 039 8890337 SAMTEC NORDIC/BALTIC • Tel: +46-84477280 SAMTEC BENELUX • Tel: 44 01236 739292 SAMTEC ISRAEL • Tel: 972-3-7526600
 SAMTEC INDIA • Tel: +91-80-3272 1612 SAMTEC ASIA PACIFIC • Tel: 65 6745-5955 SAMTEC JAPAN • Tel: 045-475-1385 SAMTEC CHINA • Tel: 86-21-61103766 SAMTEC TAIWAN • Tel: 886-2-2735-6109
 SAMTEC HONG KONG • Tel: 852-26904858 SAMTEC KOREA • Tel: 82-31-717-5685 SAMTEC ANZ • Tel: 613 9512 7747 SAMTEC SOUTH AFRICA • Tel: 27 11 452 8112