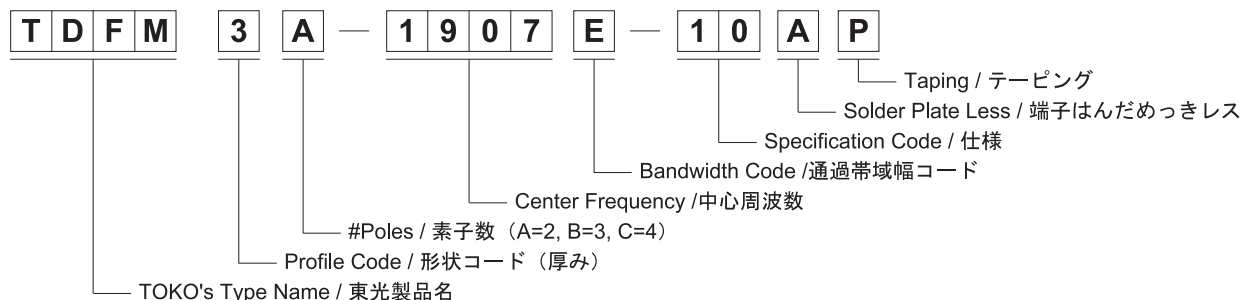
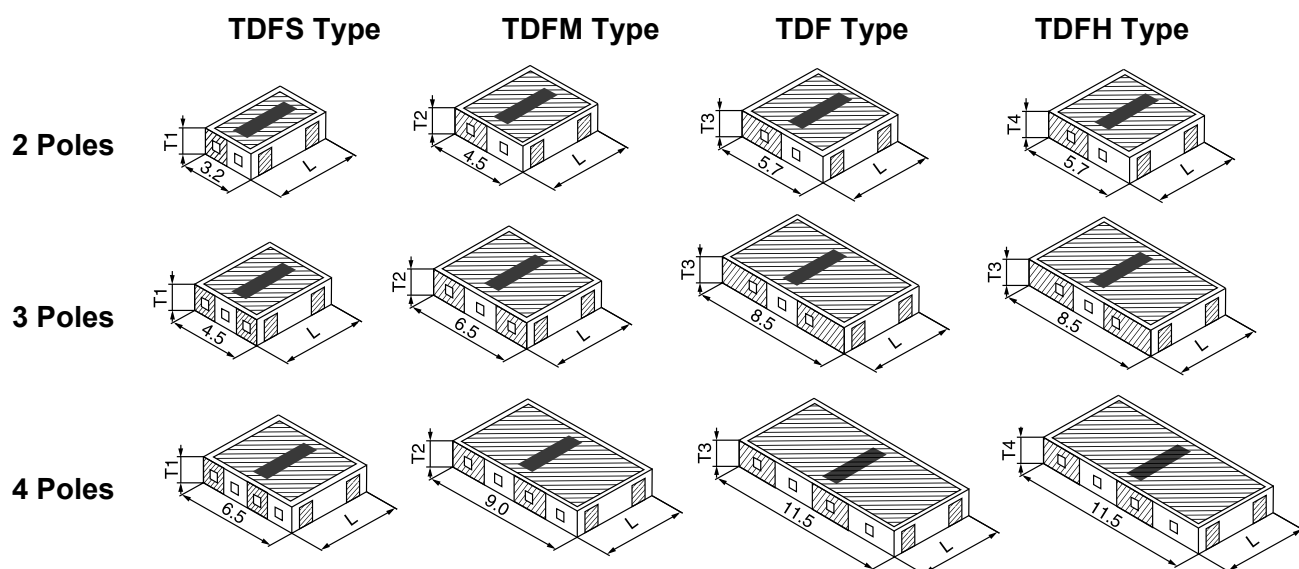


TDF Series

PART NUMBERING SYSTEM / 品番構成



DIMENSIONS / 外形寸法



Unit: mm

T1	T2	T3	T4
2.25 Max.	2.8 Max.	3.0 Max.	5.5 Max.
2.0 Max.	2.25 Max.	2.25 Max.	4.0 Max.
1.8 Max.	2.0 Max.	2.0 Max.	

- The length, L, is different depending on the part number.
Refer to the separate table.
長さ(L)は品番毎に異なります。
- For the details of shapes regarding individual part numbers, contact us separately.
個別品番に関する形状の詳細につきましては、別途お問い合わせ下さい。

The Number of package / 梱包数量について

The 1reel's taping number of Part Number tables is the numbers of standard packing.
Please consult our sales or representative office when you hope for a different amount.
品番一覧表に記載のテープリール毎の梱包数量は標準梱包数です。
異なる数量をご希望の場合は弊社営業部または販売窓口にご相談下さい。

TDF series for Wireless Broadband Communication

SELECTION GUIDE FOR STANDARD DEVICES

- The Part Numbers shown in the table below are standard devices, which are readily available. TOKO will design and manufacture modified and custom devices with specific characteristics to meet your requirements. If you do not find the device for your application in this catalog, please contact our sales or representative office.
- RoHS compliant

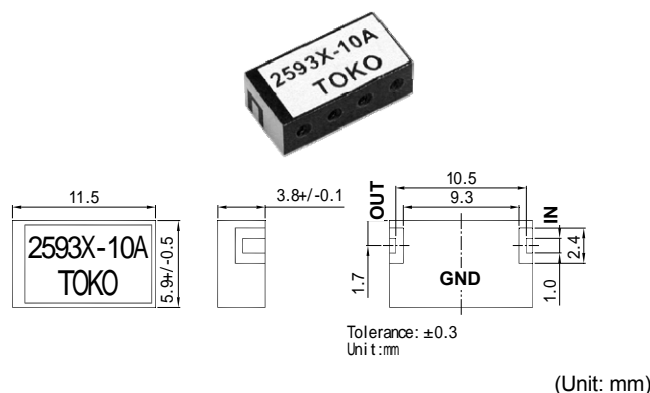
- 下記の表に示す製品番号は、標準品です。TOKOは、お客様のご要望に合わせて設計、製作いたしますので、お客様の用途に適合する仕様が見当たらない場合は、当社営業所または代理店にご連絡ください。
- RoHS指令対応

TDF Series

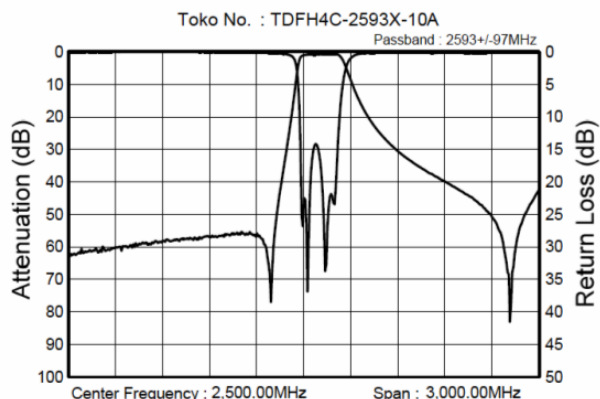
東光品番	中心周波数	帯域幅	挿入損失	V.S.W.R.	選択度	外形寸法	用途	個数/リール
TOKO Part Number	Center Frequency (MHz)	Bandwidth (MHz)	Insertion Loss (dB) Max.	V.S.W.R. in BW Max.	Selectivity (dB) Min. (MHz)	Dimension (mm) W × L × T (Max.)	Application	Pcs/Reel
TDF2A-2450T-10A	2450.0	Fo ± 50.0	2.00	2.00	20, 16 (Fo - 280, + 280)	5.7 × 5.1 × 2.25	2.4G-LAN	2000
TDFM1A-2450T-10A	2450.0	Fo ± 50.0	2.00	2.00	20, 16 (Fo - 280, + 280)	4.5 × 5.2 × 2.0	2.4G-LAN	2000
TDFM1B-2450T-10A	2450.0	Fo ± 50.0	2.30	2.00	35, 30 (Fo - 430, + 350)	6.5 × 5.1 × 2.0	2.4G-LAN	1500
TDFM1C-2450T-10A	2450.0	Fo ± 50.0	3.00	2.00	21, 32 (Fo ± 150, - 200)	9.0 × 5.15 × 2.0	2.4G-LAN	1500
TDFS8A-2450T-13A	2450.0	Fo ± 50.0	2.00	2.00	40 (Fo - 500)	3.2 × 3.0 × 1.8	2.4G-LAN	2000
TDF2A-2484E-11A	2484.0	Fo ± 13.0	3.00	1.60	35, 30 (Fo ± 350, ± 700)	5.7 × 5.1 × 2.25	2.4G-LAN	2000
TDF2A-2484E-12A	2484.0	Fo ± 13.0	2.00	1.60	25, 30 (Fo ± 350, ± 700)	5.7 × 5.1 × 2.25	2.4G-LAN	2000
TDFM1A-2484E-10A	2484.0	Fo ± 13.0	2.00	2.00	25, 30 (Fo ± 350, ± 700)	4.5 × 5.1 × 2.0	2.4G-LAN	2000
TDFM1A-2484E-11A	2484.0	Fo ± 13.0	3.00	2.00	35, 30 (Fo ± 350, ± 700)	4.5 × 5.2 × 2.0	2.4G-LAN	2000
TDFM1B-2350T-11A	2350.0	Fo ± 50	2.30	2.00	35,30(1920,2700)	6.5 × 5.35 × 2.0	WiMAX	1500
TDFM1B-2546S-10A	2546.0	Fo ± 46.5	1.80	2.00	44, 40 (Fo ± 412.5, ± 868.5)	6.5 × 4.05 × 1.90	WiMAX	2000
TDFM1B-2639S-10A	2639.5	Fo ± 46.5	1.50	2.00	33, 35 (Fo ± 410.5, ± 866.5)	6.5 × 4.75 × 1.90	MMDS	2000
TDFM3B-2593X-10A-01	2593.0	Fo ± 97	2.00	2.00	25(2275)	6.5 × 4.5 × 2.5	WiMAX	1500
TDFH4C-2593X-10A	2593.0	Fo ± 97	2.00	2.00	55,40, 30 (1393,2041,2377)	11.5 × 5.9 × 3.8	WiMAX	500
TDFM3B-2596X-10A	2596.0	Fo ± 96	2.00	2.00	24,20(2200,3200)	6.5 × 4.5 × 2.5	WiMAX	1500
TDFM1B-2639S-10A	2639.5	Fo ± 46.5	1.50	2.00	33, 35 (Fo ± 410.5, ± 866.5)	6.5 × 4.75 × 1.90	WiMAX	2000
TDFS1C-3449T-10A	3449.75	Fo ± 50.25	1.50	2.00	40, 45 (Fo - 862, - 406)	6.5 × 4.4 × 2.0	Wi MAX	2000
TDFM2A-3549T-10A	3549.75	Fo ± 50.25	1.40	2.00	31, 33 (Fo - 882, - 406)	4.5 × 4.5 × 2.25	Wi MAX	2000
TDFM2A-4995X-10A-01	4995.0	Fo ± 95.5	1.50	2.00	20 (Fo - 795)	4.5 × 3.3 × 2.25	5G-LAN	2000
TDFM2C-4995X-10A	4995.0	Fo ± 95.5	3.10	2.00	35, 50 (Fo - 560, Fo + 560)	9.0 × 3.3 × 2.25	5G-LAN	2000
TDFS8A-5075Z-10A	5075.0	Fo ± 175.0	1.25	2.00	20 (4200)	3.2 × 3.25 × 1.8	5G-LAN	2000
TDFM2C-5250X-10A	5250.0	Fo ± 100.0	3.00	2.00	35 (Fo - 400)	9.0 × 3.1 × 2.25	5G-LAN	2000
TDFS8A-5250X-10A	5250.0	Fo ± 100.0	1.50	2.00	20 (Fo - 800)	3.2 × 3.2 × 1.8	5G-LAN	2000
TDFS8A-5437Z-10A	5437.5	Fo ± 287.5	1.20	2.00	25 (Fo - 1937.5)	3.2 × 3.05 × 1.87	5G-LAN	2000
TDFS8A-5500Z-10A	5500.0	Fo ± 350.0	1.00	2.00	25 (3500)	3.2 × 3.05 × 1.8	5G-LAN	2000
TDFM2A-5775T-10A-01	5775.0	Fo ± 50.0	3.30	2.70	28 (5225.0~5325.0)	4.5 × 2.9 × 2.25	5G-LAN	2000
TDFM2A-5775V-11A	5775.0	Fo ± 75.0	1.50	2.00	7,8 (Fo - 425, + 515)	4.5 × 2.9 × 2.25	5G-LAN	2000

製品例

TDFH4C-2593X-10A



Typical Characteristics 代表特性例



TDF series for Mobile & Cordless Phone

SELECTION GUIDE FOR STANDARD DEVICES

- The Part Numbers shown in the table below are standard devices, which are readily available. TOKO will design and manufacture modified and custom devices with specific characteristics to meet your requirements. If you do not find the device for your application in this catalog, please contact our sales or representative office.
- RoHS compliant

- 下記の表に示す製品番号は、標準品です。TOKOは、お客様のご要望に合わせて設計、製作いたしますので、お客様の用途に適合する仕様が見当たらない場合は、当社営業所または代理店にご連絡ください。
- RoHS指令対応

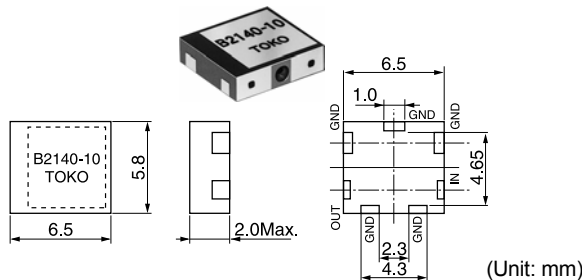
TDF Series

東光品番	中心周波数	帯域幅	挿入損失	V.S.W.R.	選択度	外形寸法	用途	個数/リール
TOKO Part Number	Center Frequency (MHz)	Bandwidth (MHz)	Insertion Loss (dB) Max.	V.S.W.R. in BW Max.	Selectivity (dB) Min. (MHz)	Dimension (mm) W × L × T (Max.)	Application	Pcs/Reel
TDF2A-836E-10A	836.5	Fo ± 12.5	2.70	2.00	6 (Fo ± 32.5)	5.7 × 9.9 × 2.25	US Cellular	1500
TDF2A-881E-10A	881.5	Fo ± 12.5	2.70	2.00	6 (Fo ± 32.5)	5.7 × 9.4 × 2.25	US Cellular	1500
TDFH4B-856C-10A	856.0	Fo ± 8.0	2.50	2.00	22 (F ± 64)	8.5 × 9.2 × 4.0	Wireless Mike	1000
TDFS8A-904A-11A	904.0	Fo ± 1.0	3.00	2.00	40 (Fo ± 140)	3.2 × 8.5 × 1.8	900M-CT	2000
TDFM2A-915E-10A	915.0	Fo ± 13.0	3.00	2.00	12 (Fo ± 50)	4.5 × 7.7 × 2.25	900M-CT	1500
TDFM2B-915E-10A	915.0	Fo ± 13.0	3.50	2.00	18 (Fo ± 50)	6.5 × 7.9 × 2.25	900M-CT	1500
TDFS1B-915E-10A	915.0	Fo ± 13.0	4.50	2.00	32, 25 (Fo - 77.5, + 77.5)	4.5 × 8.3 × 2.0	900M-CT	1500
TDFS8A-915E-10A	915.0	Fo ± 13.0	3.20	2.00	25, 17 (Fo - 77.5, + 77.5)	3.2 × 8.4 × 1.8	900M-CT	1500
TDFM1A-930A-12A	930.5	Fo ± 1.5	3.50	2.00	40 (Fo - 90)	4.5 × 7.5 × 2.0	PAGER	1500
TDFH5C-942G-11A-02	942.5	Fo ± 17.5	4.00	2.00	20 (Fo - 27.5)	11.5 × 8.4 × 5.5	EGSM	500
TDFM2A-1090C-11A	1090.0	Fo ± 7.0	5.50	2.50	35, 33 (Fo - 80, + 80)	4.5 × 7.6 × 2.25	CATV	1500
TDFM1B-1747O-11A	1747.5	Fo ± 37.5	3.00	2.00	8, 25 (Fo ± 80, ± 160)	6.5 × 4.75 × 2.0	PCN	1500
TDFH5D-1842O-10A-01	1842.5	Fo ± 37.5	4.00	2.00	32 (Fo - 57.5)	14.1 × 6.6 × 5.5	PCN	500
TDFM1B-1842O-11A	1842.5	Fo ± 37.5	3.00	2.00	8, 25 (Fo ± 80, ± 160)	6.5 × 4.5 × 2.0	PCN	1500
TDFM2C-1870L-11A	1870.0	Fo ± 30.0	2.00	2.00	10(Fo - 120)	9.0 × 6.25 × 2.1	W-CDMA	1500
TDFM1B-1880L-11A	1880.0	Fo ± 30.0	3.00	2.00	34, 39 (Fo ± 190, ± 240)	6.5 × 4.4 × 2.0	PCS	2000
TDFM3C-1880L-11A	1880.0	Fo ± 30.0	4.00	2.00	12 (Fo + 50)	9.0 × 6.8 × 2.8	PCS	1500
TDF3B-1900H-11A	1900.0	Fo ± 20.0	1.10	1.80	20 (Fo - 480, + 210)	6.5 × 5.3 × 3.0	PHS	1500
TDFM3A-1900H-10A	1900.0	Fo ± 20.0	1.70	1.60	12, 20 (Fo - 140, + 241)	4.5 × 3.8 × 2.8	PHS	2000
TDF3A-1907E-18A	1907.0	Fo ± 12.5	0.75	1.50	45, 15 (Fo - 486, - 237)	5.7 × 6.1 × 3.0	PHS	2000
TDF3A-1907E-19A	1907.0	Fo ± 12.5	0.65	1.50	35, 13 (Fo - 486, - 237)	5.7 × 5.9 × 3.0	PHS	2000
TDFM3A-1907E-10A	1907.0	Fo ± 12.5	1.00	1.50	40, 20 (Fo - 486, - 237)	4.5 × 3.8 × 2.8	PHS	2000
TDFM3A-1907E-11A	1907.0	Fo ± 12.0	1.60	1.50	35, 40 (Fo - 486, - 237)	4.5 × 3.8 × 2.8	PHS	2000
TDFM1B-1920V-10A	1920.0	Fo ± 70.0	2.00	2.00	25, 25 (Fo - 350, + 780)	6.5 × 4.1 × 2.0	PCS	2000
TDFM1B-1950L-10A-01	1950.0	Fo ± 30.0	3.30	2.00	25 (Fo - 230, + 160)	6.5 × 4.2 × 2.0	W-CDMA	2000
TDFS8B-1950L-10A	1950.0	Fo ± 30.0	2.70	2.00	38 (Fo + 160)	4.5 × 5.35 × 1.7	W-CDMA	2000
TDFH5D-1960L-11A-01	1960.0	Fo ± 30.0	4.00	2.00	32 (Fo - 50)	14.1 × 6.1 × 5.5	PCS	500
TDFM1B-1960L-11A	1960.0	Fo ± 30.0	3.00	2.00	34, 39 (Fo ± 190, ± 240)	6.5 × 4.2 × 2.0	PCS	2000
TDFM3B-1960L-13A	1960.0	Fo ± 30.0	3.30	2.00	20 (1850~1910)	6.5 × 6.0 × 2.8	PCS	1500
TDFM3C-1960L-10A	1960.0	Fo ± 30.0	4.00	2.00	12 (Fo - 50)	9.0 × 6.4 × 2.8	PCS	1500
TDFM1B-2140L-10A	2140.0	Fo ± 30.0	3.30	2.00	25 (Fo ± 160)	6.5 × 5.85 × 2.0	W-CDMA	1500
TDFM2C-2140L-10A	2140.0	Fo ± 30.0	2.00	2.00	10(Fo - 160)	9.0 × 6.4 × 2.1	W-CDMA	1500
TDFS8B-2140L-10A	2140.0	Fo ± 30.0	3.00	2.00	32(Fo - 160)	4.5 × 3.65 × 1.7	W-CDMA	2000
TDFH4C-2140L-11A	2140.0	Fo ± 30.0	2.00	2.00	25(Fo - 160)	11.5 × 5.35 × 3.9	W-CDMA	500

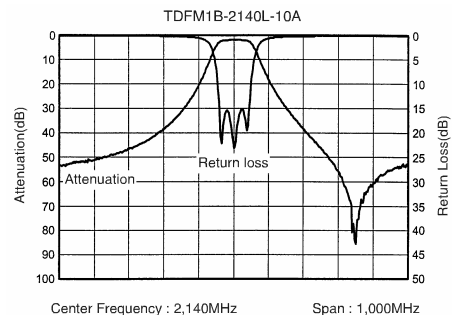
入出力インピーダンス / Input Output impedance : 50Ω

製品例

TDFM1B-2140L-10A



Typical Characteristics 代表特性例



TDF series for Automotive & Satellite Radio

SELECTION GUIDE FOR STANDARD DEVICES

- The Part Numbers shown in the table below are standard devices, which are readily available. TOKO will design and manufacture modified and custom devices with specific characteristics to meet your requirements. If you do not find the device for your application in this catalog, please contact our sales or representative office.
- RoHS compliant

- 下記の表に示す製品番号は、標準品です。TOKOは、お客様のご要望に合わせて設計、製作いたしますので、お客様の用途に適合する仕様が見当たらない場合は、当社営業所または代理店にご連絡ください。
- RoHS指令対応

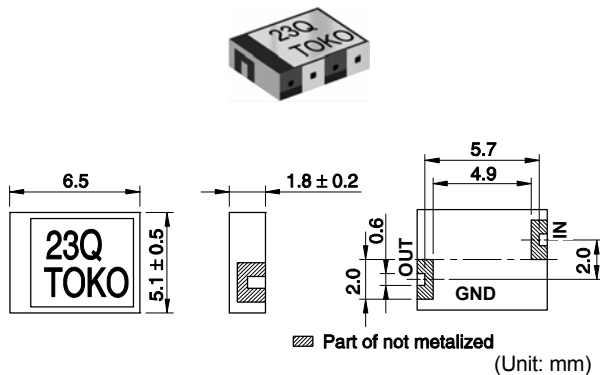
TDF Series

東光品番	中心周波数	帯域幅	挿入損失	V.S.W.R.	選択度	外形寸法	用途	個数/リール
TOKO Part Number	Center Freq. (MHz)	Bandwidth (MHz)	Insertion Loss (dB) Max.	V.S.W.R. in BW	Selectivity (dB) Min. (MHz)	Dimension (mm) W × L × T (Max.)	Application	Pcs/Reel
TDFM2B-1472H-10A	1472.0	Fo ± 20.0	3.00	2.00	34, 36 (Fo ± 215, - 450)	6.5 × 5.55 × 2.25	DAB	1500
TDFM3A-1472H-10A	1472.0	Fo ± 20.0	1.80	2.00	38 (Fo - 422)	4.5 × 5.3 × 2.8	DAB	2000
TDFM3A-1472H-14A	1472.0	Fo ± 20.0	1.50	2.00	42 (Fo - 230)	4.5 × 5.25 × 2.8	DAB	2000
TDFM3A-1238I-10A	1238.5	Fo ± 21.5	1.80	2.00	10 (Fo ± 140)	4.5 × 6.6 × 2.8	GPS+GLONASS	2000
TDFM3A-1590J-10A	1590.0	Fo ± 25.0	2.00	2.00	10 (Fo ± 140)	4.5 × 5.1 × 2.8	GPS+GLONASS	2000
TDF3A-1227B-10A	1227.0	Fo ± 5.0	1.20	2.00	20 (Fo ± 140)	5.7 × 7.5 × 3.0	GPS	1500
TDF2A-1575B-11A	1575.4	Fo ± 5.0	5.50	2.30	22 (Fo - 50)	5.7 × 5.4 × 2.25	GPS	2000
TDF2A-1575B-12A	1575.4	Fo ± 5.0	2.70	2.00	30, 28 (Fo - 140, + 140)	5.7 × 5.2 × 2.25	GPS	2000
TDF2A-1575B-13A	1575.4	Fo ± 5.0	1.00	2.00	7 (Fo ± 140)	5.7 × 5.2 × 2.25	GPS	2000
TDF3A-1575B-10A	1575.4	Fo ± 5.0	2.70	2.00	30, 28 (Fo - 140, + 140)	5.7 × 5.4 × 3.0	GPS	2000
TDFM1A-1575A-13A	1575.4	Fo ± 1.0	4.00	2.00	18 (Fo ± 50)	4.5 × 5.4 × 1.9	GPS	2000
TDFM1B-1575A-10A	1575.4	Fo ± 1.0	5.50	2.00	30.5 (Fo ± 50)	6.5 × 5.1 × 1.9	GPS	1500
TDFM2A-1575A-10A	1575.4	Fo ± 1.0	3.20	2.00	30, 28 (Fo - 140, + 140)	4.5 × 5.25 × 2.25	GPS	2000
TDFM2A-1575A-11A	1575.4	Fo ± 1.0	5.50	2.30	22 (Fo - 50)	4.5 × 5.2 × 2.25	GPS	2000
TDFS8A-1575A-10A	1575.4	Fo ± 1.0	1.00	2.00	25, 5 (Fo - 726.5, + 275)	3.2 × 5.3 × 1.8	GPS	2000
TDFS1C-2326C-10A	2326.0	Fo ± 7.0	2.00	2.00	10, 6 (Fo - 100, + 100)	5.0 × 4.6 × 2.0	Sirius	2000
TDFS1C-2326C-11A	2326.0	Fo ± 7.0	3.00	2.00	30, 25 (Fo - 100, + 100)	5.0 × 4.6 × 2.0	Sirius	2000
TDFS8A-2326C-10A	2326.0	Fo ± 7.0	2.80	2.00	20 (Fo - 200, + 200)	3.2 × 3.5 × 1.8	Sirius	2000
TDFS8B-2326C-10A-01	2326.0	Fo ± 7.0	4.50	2.00	24, 19 (Fo - 100, + 100)	4.5 × 3.4 × 1.8	Sirius	2000
TDFM1B-2332E-10A	2332.5	Fo ± 12.5	2.80	2.00	32, 32 (Fo - 226, + 239)	6.5 × 5.35 × 2.0	XM+Sirius	1500
TDFS1C-2332E-10A	2332.5	Fo ± 13.0	2.00	2.00	37, 37 (Fo - 222.5, + 227.5)	6.5 × 5.1 × 2.0	XM+Sirius	1500
TDFS8A-2338B-11A	2338.5	Fo ± 6.25	3.80	2.00	30 (Fo ± 200)	3.2 × 3.55 × 1.8	XM RADIO	2000
TDFS8A-2338E-10A	2338.5	Fo ± 12.5	3.40	2.00	37, 25 (Fo - 200, + 200)	3.2 × 3.3 × 1.8	XM RADIO	2000
TDFS8A-2338C-12A	2338.5	Fo ± 7.0	3.00	2.00	28 (Fo ± 230)	3.2 × 3.5 × 1.8	XM RADIO	2000
TDFS1C-2338B-11A	2338.75	Fo ± 6.25	3.50	2.00	20 (Fo ± 56.5)	5.9 × 4.4 × 2.0	XM RADIO	2000
TDF2A-2500A-12A	2500.0	Fo ± 2.0	5.00	2.00	20, 25 (Fo ± 60, ± 90)	5.7 × 5.2 × 2.25	VICS	2000
TDFM2A-5800B-11A	5800.0	Fo ± 5.0	3.00	2.00	20 (Fo ± 400)	4.5 × 2.9 × 2.25	ETC/DSRC	2000
TDFS8A-5810P-10A	5810.0	Fo ± 40.0	2.50	2.00	20 (5400)	3.2 × 2.9 × 1.8	ETC/DSRC	2000

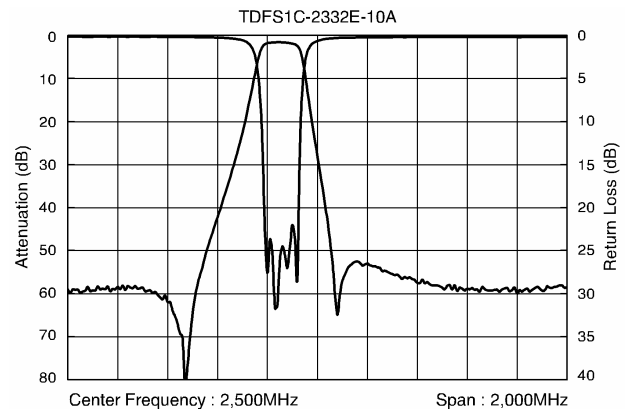
入出力インピーダンス / Input Output impedance : 50Ω

製品例

TDFS1C-2332E-10A



Typical Characteristics 代表特性例

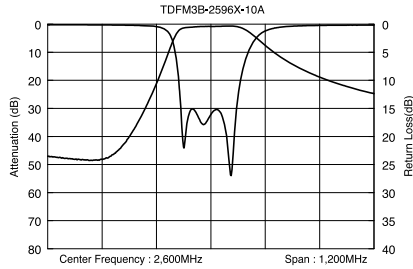


製品例

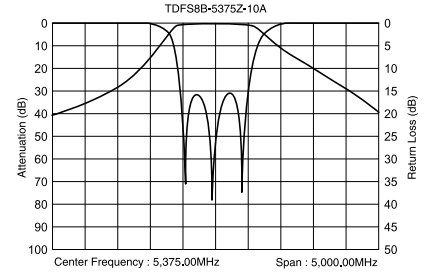
TDF for Wireless Broadband Communication



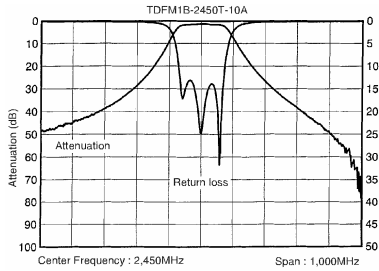
6.5×4.5×2.5mm Max.



4.5×3.05×1.8mm Max.



6.5×5.1×2.0mm Max.

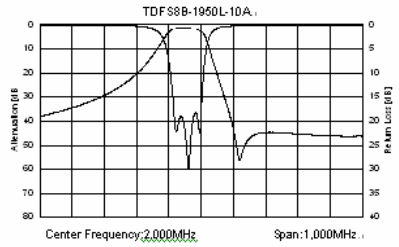


製品例

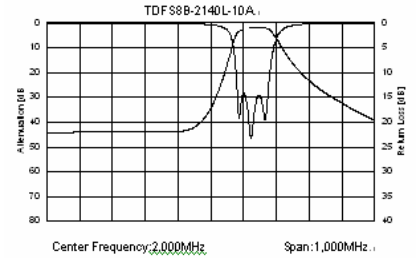
TDF for Mobile & Cordless Phone



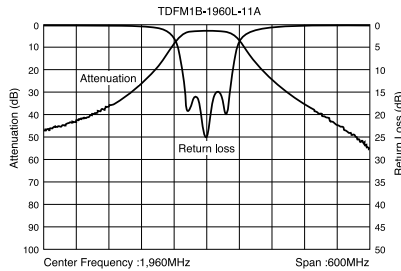
4.5×5.35×1.7mm Max.



4.5×3.65×1.7mm Max.



6.5×4.2×2.0mm Max.

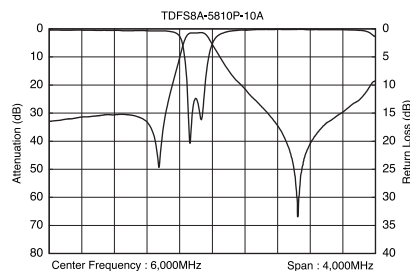


製品例

TDF for Automotive & Satellite Radio



3.2×2.9×1.8mm Max.



4.5×5.25×2.8mm Max.

