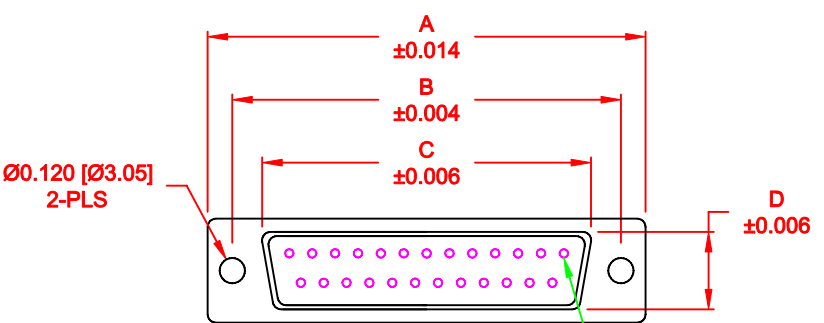
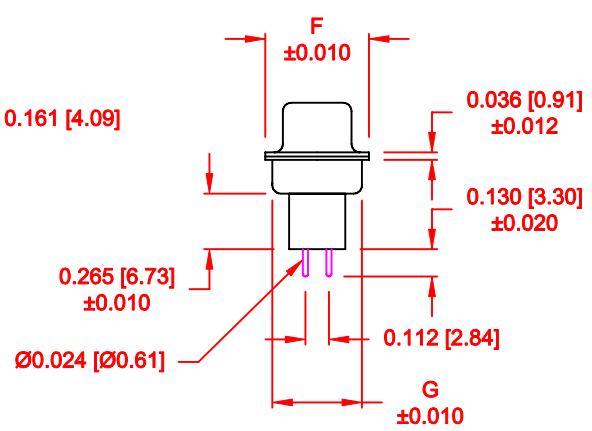
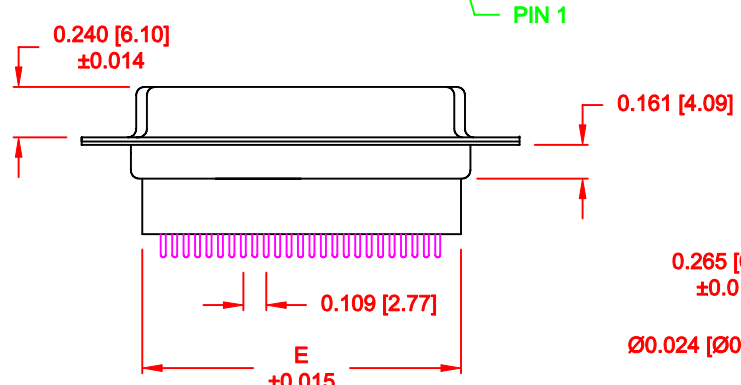


| No. OF PINS | DIMENSIONS |       |       |       |       |       |       |
|-------------|------------|-------|-------|-------|-------|-------|-------|
|             | A          | B     | C     | D     | E     | F     | G     |
| 9           | 1.213      | 0.984 | 0.642 | 0.315 | 0.618 | 0.496 | 0.429 |
|             | 30.80      | 24.99 | 16.30 | 8.00  | 15.70 | 12.60 | 10.90 |
| 15          | 1.541      | 1.312 | 0.969 | 0.315 | 0.933 | 0.496 | 0.429 |
|             | 39.15      | 33.32 | 24.60 | 8.00  | 23.70 | 12.60 | 10.90 |
| 25          | 2.088      | 1.852 | 1.512 | 0.315 | 1.496 | 0.496 | 0.429 |
|             | 53.04      | 47.04 | 38.40 | 8.00  | 38.00 | 12.60 | 10.90 |
| 37          | 2.729      | 2.500 | 2.157 | 0.315 | 2.142 | 0.496 | 0.429 |
|             | 69.32      | 63.50 | 54.80 | 8.00  | 54.40 | 12.60 | 10.90 |
| 50          | 2.635      | 2.406 | 2.059 | 0.425 | 2.039 | 0.602 | 0.535 |
|             | 66.93      | 61.11 | 52.30 | 10.80 | 51.80 | 15.30 | 13.60 |



3 ROWS →



172-YYY-28YLYY1

- SERIES \_\_\_\_\_
- POSITIONS \_\_\_\_\_
- 009 \_\_\_\_\_
- 015 \_\_\_\_\_
- 025 \_\_\_\_\_
- 037 \_\_\_\_\_
- 050 \_\_\_\_\_
- GENDER \_\_\_\_\_
- 2 = FEMALE \_\_\_\_\_
- TERMINATION \_\_\_\_\_
- 8 = HIGH PROFILE VERTICAL \_\_\_\_\_
- SHELL PLATING \_\_\_\_\_
- 3 = NICKEL \_\_\_\_\_
- RoHS COMPLIANT \_\_\_\_\_
- HARDWARE OPTIONS \_\_\_\_\_
- 00 = NO HARDWARE \_\_\_\_\_
- 01 = .098" CLINCH NUT (BOARD SIDE) \_\_\_\_\_
- 02 = .236" CLINCH NUT (BOARD SIDE) \_\_\_\_\_
- 03 = .236" CLINCH NUT (MATING SIDE) \_\_\_\_\_
- PLATING OPTIONS \_\_\_\_\_
- 1 = GOLD FLASH \_\_\_\_\_
- 2 = 30u" GOLD \_\_\_\_\_

**MATERIAL:**

- SHELL: STEEL, NICKEL PLATED
- INSULATOR: UL 94V-O RATED, PBT-BLACK
- PROCESS TEMP.: 230°C
- CONTACTS: BRASS - GOLD PLATED

**ELECTRICAL:**

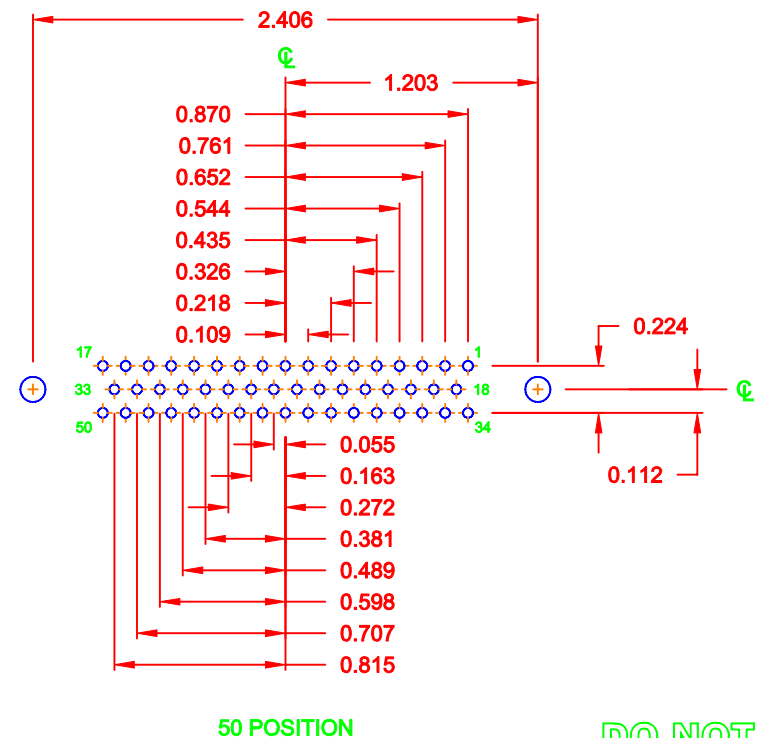
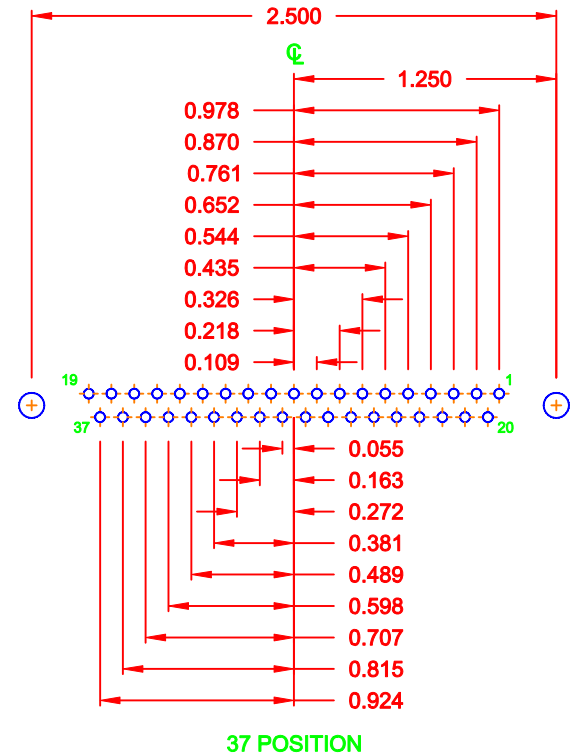
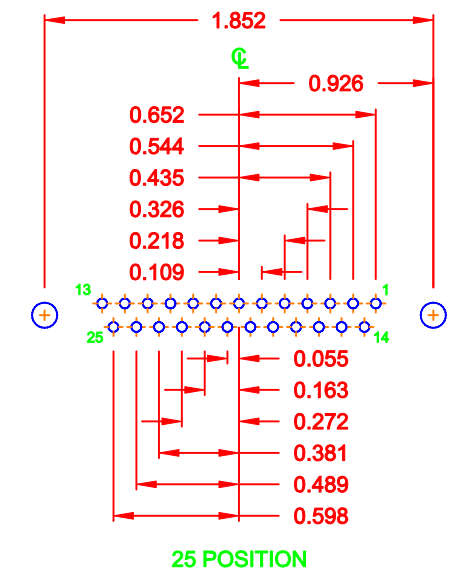
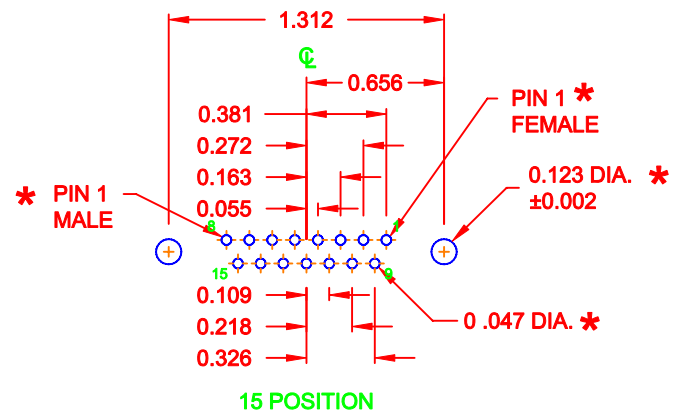
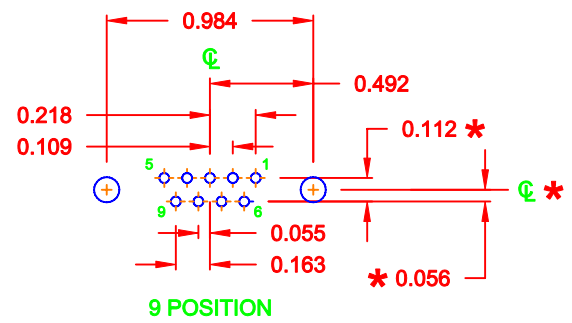
- CURRENT RATING: 5 AMPS
- CONTACT RESISTANCE: 15 mOhms Max.
- INSULATION RESISTANCE: 1,000 MOhms min.
- VOLTAGE: 500VAC FOR 1 MINUTE
- TEMPERATURE: -50° C TO 125° C

DO NOT SCALE FROM DRAWING

RoHS COMPLIANT

|         |   |                         |                      |                |
|---------|---|-------------------------|----------------------|----------------|
|         | THESE DRAWINGS AND SPECIFICATIONS ARE THE PROPERTY OF NorComp AND SHALL NOT BE REPRODUCED, COPIED OR USED AS THE BASIS FOR THE MANUFACTURE OF SALE OF APPARATUS WITHOUT WRITTEN PERMISSION. |                         | DRAWN: WAYNE ROBBINS | DATE: 08-23-98 |
|         |   |                         | CHECKED:             | DATE:          |
| NorComp |   | SCALE: 1 : 1            | SHEET 1 OF 3         | REV 14         |
|         |   | DWG NO. 172-YYY-28YLYY1 |                      |                |

DESCRIPTION: PCB LAYOUT - STANDARD "D" - MALE & FEMALE



\* TYP. ON ALL SIZES

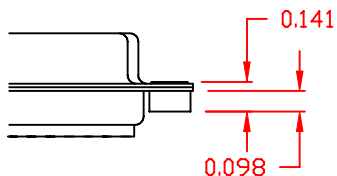
DO NOT SCALE FROM DRAWING

|                |   |                            |                        |                       |
|----------------|---|----------------------------|------------------------|-----------------------|
|                | THESE DRAWINGS AND SPECIFICATIONS ARE THE PROPERTY OF NorComp AND SHALL NOT BE REPRODUCED, COPIED OR USED AS THE BASIS FOR THE MANUFACTURE OF SALE OF APPARATUS WITHOUT WRITTEN PERMISSION. |                            | DRAWN: <b>C. SMITH</b> | DATE: <b>03-08-06</b> |
|                |   |                            | CHECKED:               | DATE:                 |
| <b>NorComp</b> | SCALE: <b>FULL</b>  | SHEET <b>2</b> OF <b>3</b> | REV <b>14</b>          |                       |
|                | DWG NO. <b>172-YYY-28YLYY1</b>  |                            |                        |                       |

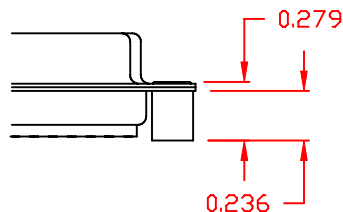
**TOLERANCE:**  
ALL DIMENSIONS ARE  $\pm 0.010$

**ALL CLINCH-NUTS ARE 4-40 INTERNAL THREADS**

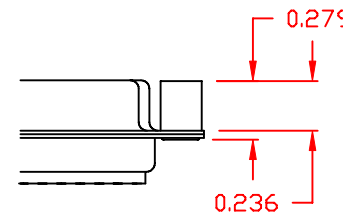
01X ..... 0.065" (BOARD SIDE) - CN1



02X ..... 0.236" (BOARD SIDE) - CN2



03X..... 0.236" (MATING SIDE) - CN8



**DO NOT SCALE FROM DRAWING**



THESE DRAWINGS AND SPECIFICATIONS ARE THE PROPERTY OF NorComp AND SHALL NOT BE REPRODUCED, COPIED OR USED AS THE BASIS FOR THE MANUFACTURE OF SALE OF APPARATUS WITHOUT WRITTEN PERMISSION.

DRAWN:  
**WAYNE ROBBINS**

DATE:  
**11-28-05**

CHECKED:

DATE:

**NorComp**

|        |       |    |     |
|--------|-------|----|-----|
| SCALE: | SHEET | OF | REV |
|        | 3     | 3  | 13  |

DWG NO. **172-YYY-28YLYY1**

**RoHS COMPLIANT**