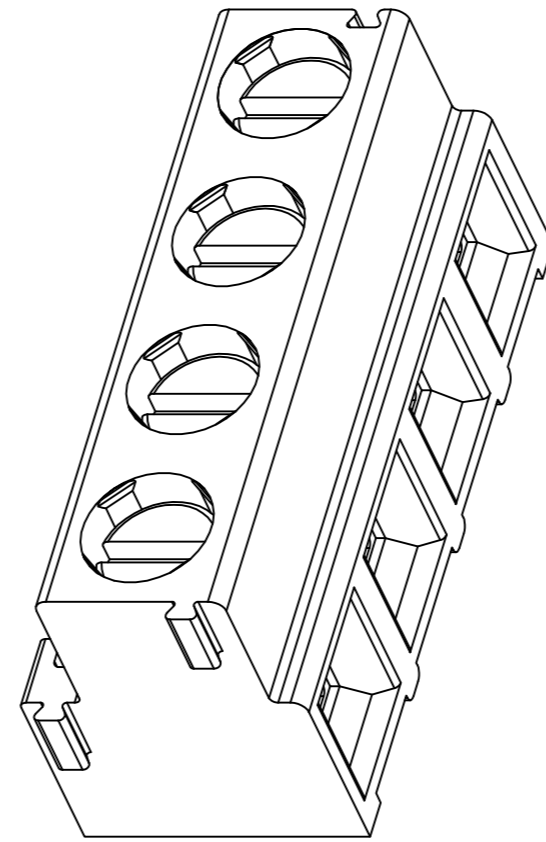
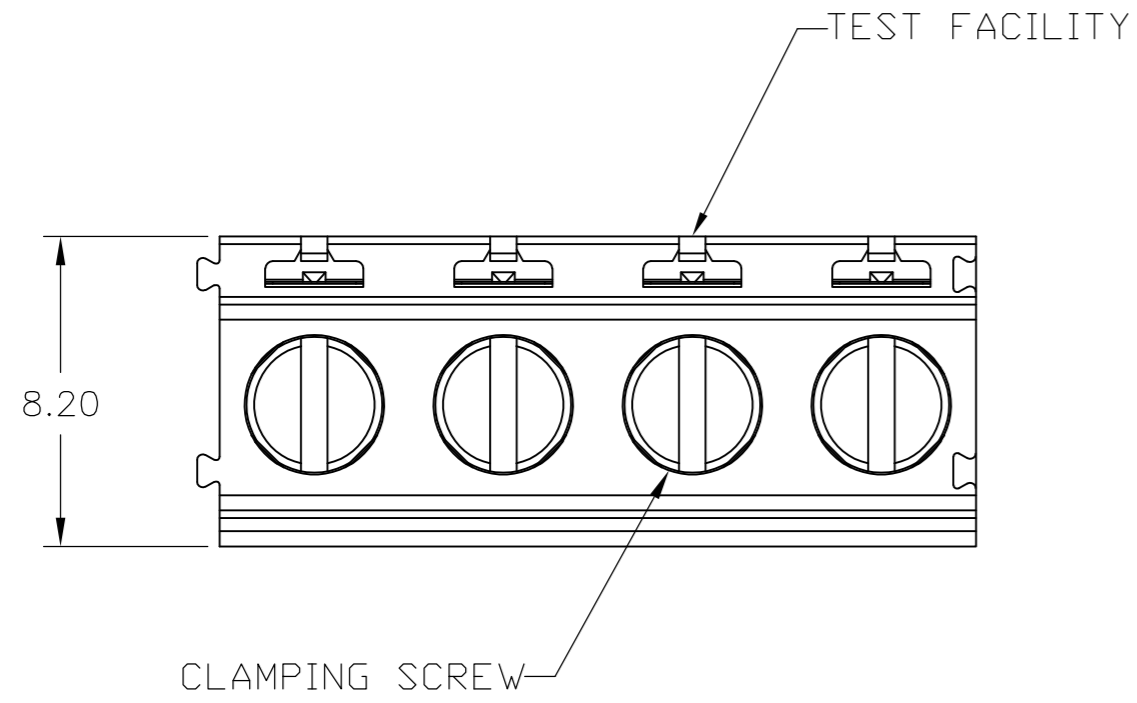



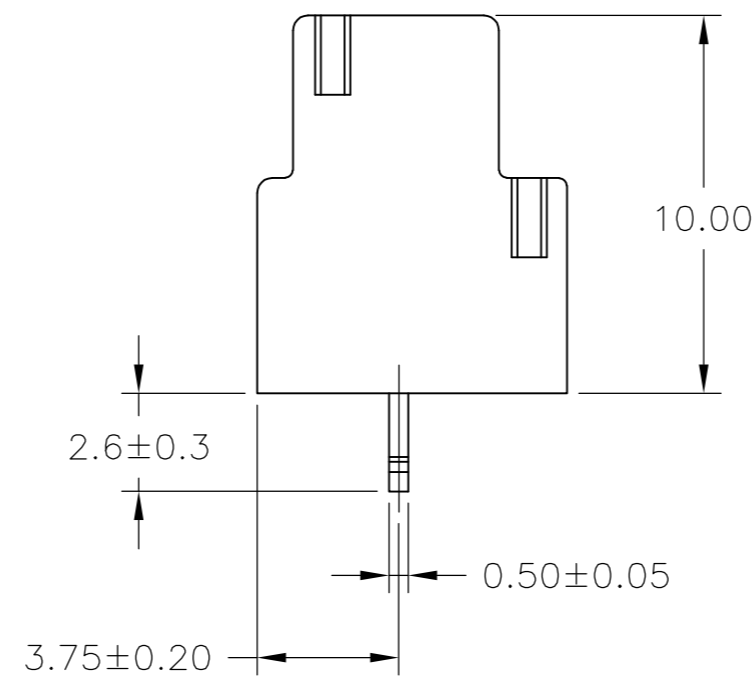
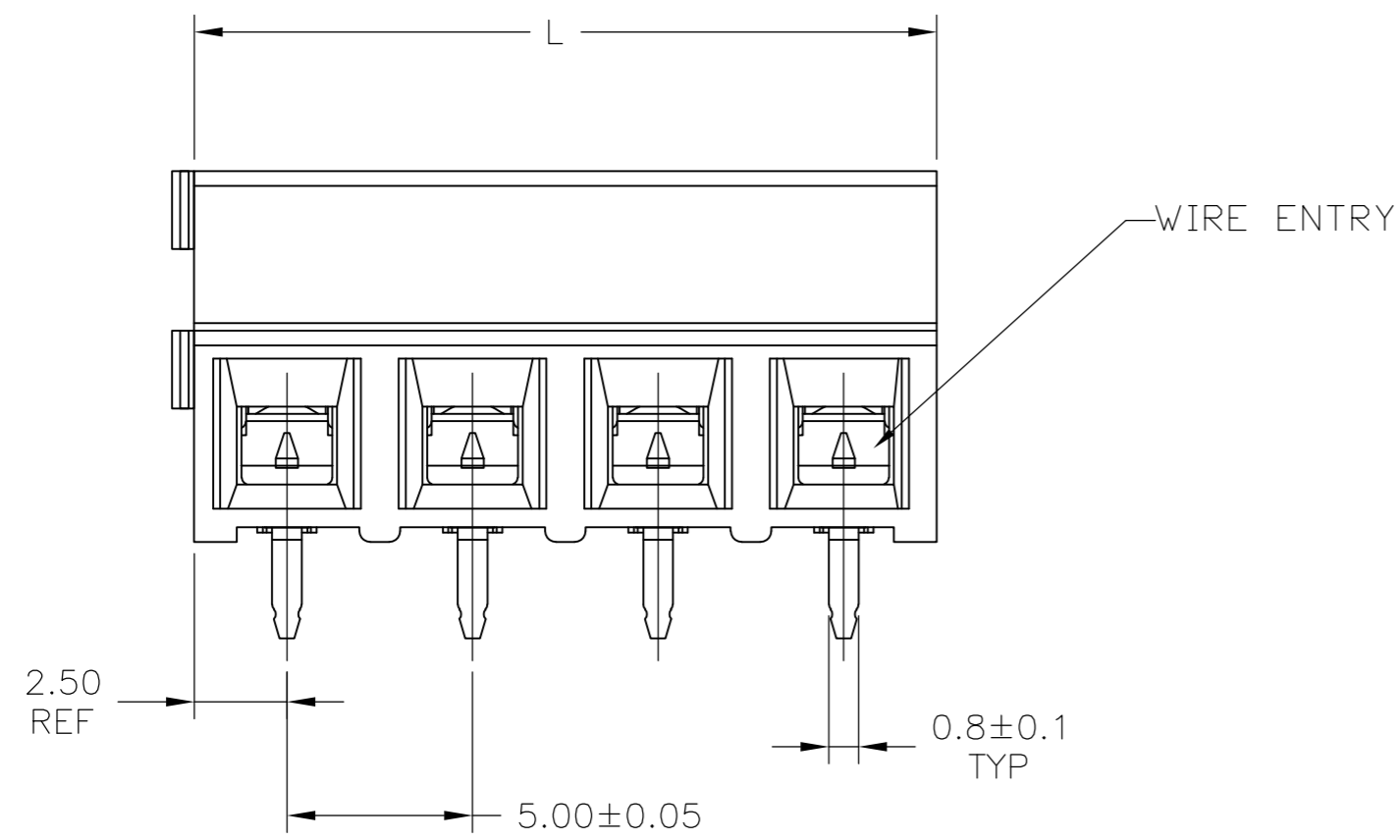
THIS DRAWING IS UNPUBLISHED. RELEASED FOR PUBLICATION  
 © COPYRIGHT BY TYCO ELECTRONICS CORPORATION. ALL INTERNATIONAL RIGHTS RESERVED.

LOC		DIST		REVISIONS			
P	LTR	DESCRIPTION		DATE	DWN	APVD	
FT	00	A	REV PER ECR 10-022132	28OCT10	JR	CR	



1776118-4 AS SHOWN

- 1 MATERIAL AND FINISH:  
 HOUSING: HIGH TEMP POLYAMIDE, UL 94V-0 RATED,  
 COLOR - BLACK  
 CLAMP: BRASS, NICKEL PLATED  
 TERMINAL: BRASS, TIN PLATED  
 CLAMPING SCREW: M3, BRASS, NICKEL PLATED
- 2 END-TO-END STACKABLE WITHOUT LOSS OF CENTERLINE SPACING
- 3 WIRE SIZE RANGE: 16-28 AWG
- 4 RECOGNIZED UNDER THE COMPONENT PROGRAM OF UNDERWRITERS LABORATORIES INC. FILE NO. E60677
- 5 IMQ CERTIFICATE WITH SURVEILLANCE IN COMFORMITY WITH IEC 998-17998-2-1.



RECOMMENDED PC BOARD LAYOUT

TAPE AND REEL	15.0	3	1-1776118-3
-	40.0	8	1776118-8
-	35.0	7	1776118-7
-	30.0	6	1776118-6
-	25.0	5	1776118-5
-	20.0	4	1776118-4
-	15.0	3	1776118-3
-	10.0	2	1776118-2
PACKAGING	L.	NUMBER OF POSN.	PART NO.

THIS DRAWING IS A CONTROLLED DOCUMENT.		DWN JR RUTH 28OCT2010	Tyco Electronics Corporation Harrisburg, PA 17105-3608	
DIMENSIONS: mm		CHK C. RICHARD 28OCT10	NAME C. RICHARD 28OCT10	
TOLERANCES UNLESS OTHERWISE SPECIFIED: 0 PLC ± - 1 PLC ± .2 2 PLC ± .15 3 PLC ± - 4 PLC ± - ANGLES ± -		APVD C. RICHARD 28OCT10	PRODUCT SPEC - APPLICATION SPEC -	
MATERIAL - 1	FINISH - 1	WEIGHT -	SIZE A2	CAGE CODE 00779
CUSTOMER DRAWING			SCALE 5:1	SHEET 1 OF 1
			DRAWING NO. C=1776118	RESTRICTED TO -
			REV A	