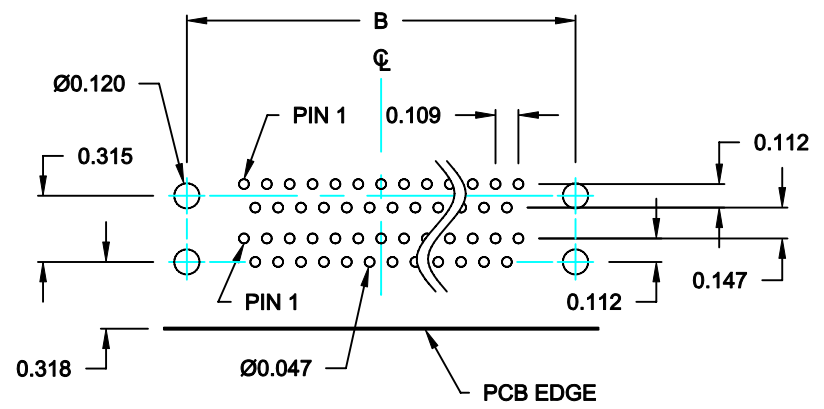
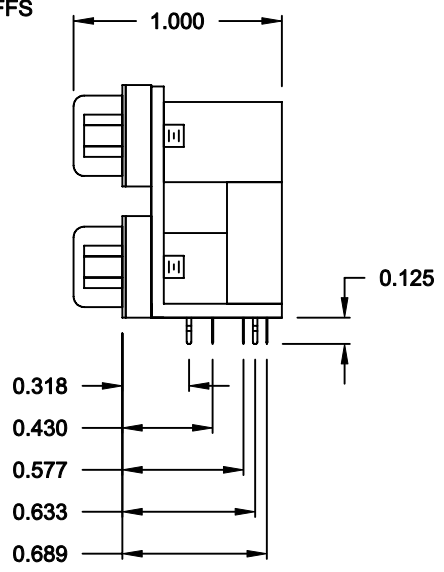
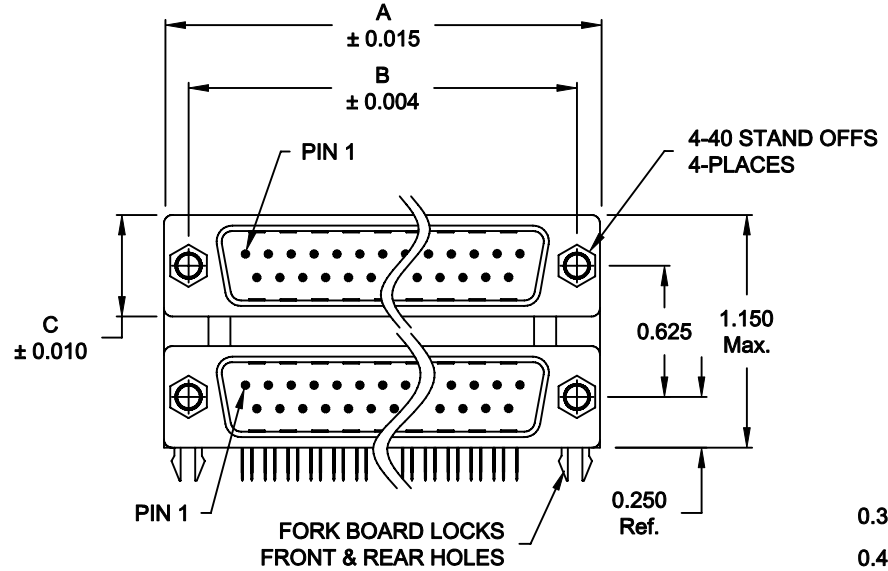


DESCRIPTION: 0.625 CENTER DUAL PORT D-SUB - MALE OVER MALE

DIMENSIONS (IN.)				
	9	15	25	37
A	1.204	1.535	2.078	2.724
B	0.984	1.312	1.850	2.500
C	0.494	0.494	0.494	0.494



RECOMMENDED PCB LAYOUT

**SPECIFICATION:**

**MATERIAL:**  
 SHELL: STEEL, NICKEL PLATED  
 INSULATOR: UL 94V-0 RATED, BLACK PA9T, 260° PROCESS TEMP.  
 CONTACTS: BRASS  
 CONTACT PLATING: GOLD PLATED ENTIRE CONTACT

**ELECTRICAL:**  
 INSULATOR RESISTANCE: 1,000 Ohms Min.  
 DIELECTRIC STRENGTH: 1,000VAC RMS  
 CURRENT RATING: 5 AMPS  
 OPERATING TEMPERATURE: -55° C TO 105° C

**189-YYY-613R571**

- SERIES \_\_\_\_\_
- POSITIONS \_\_\_\_\_
- 009 \_\_\_\_\_
- 015 \_\_\_\_\_
- 025 \_\_\_\_\_
- 037 \_\_\_\_\_
- GENDER \_\_\_\_\_
- 31 = FEMALE OVER MALE
- 41 = MALE OVER FEMALE
- 51 = FEMALE OVER FEMALE
- 61 = MALE OVER MALE
- SHELL PLATING \_\_\_\_\_
- 3 = NICKEL
- RoHS COMPLIANT (HIGH TEMP. PROCESS) \_\_\_\_\_
- HARDWARE OPTIONS \_\_\_\_\_
- 57 = 4-40 STAND OFFS/BOARD LOCKS
- PLATING OPTIONS \_\_\_\_\_
- 1 = GOLD FLASH

DO NOT SCALE FROM DRAWING

	THESE DRAWINGS AND SPECIFICATIONS ARE THE PROPERTY OF NorComp AND SHALL NOT BE REPRODUCED, COPIED OR USED AS THE BASIS FOR THE MANUFACTURE OF SALE OF APPARATUS WITHOUT WRITTEN PERMISSION.		DRAWN: <b>C. SMITH</b>	DATE: <b>03-30-07</b>
			CHECKED:	DATE:
<b>NorComp</b>	SCALE: <b>1 : 1</b>	SHEET <b>1</b>	OF <b>1</b>	REV <b>5</b>
	DWG NO. <b>189-YYY-613R571</b>			

**RoHS COMPLIANT**