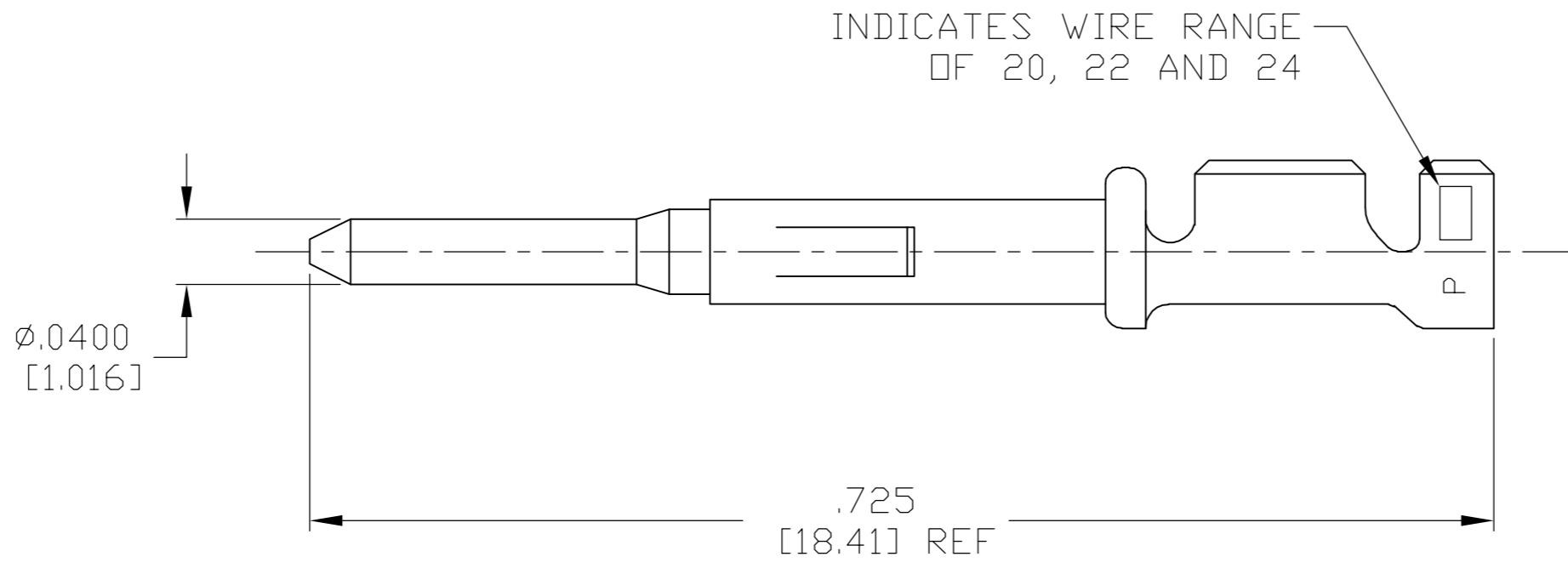
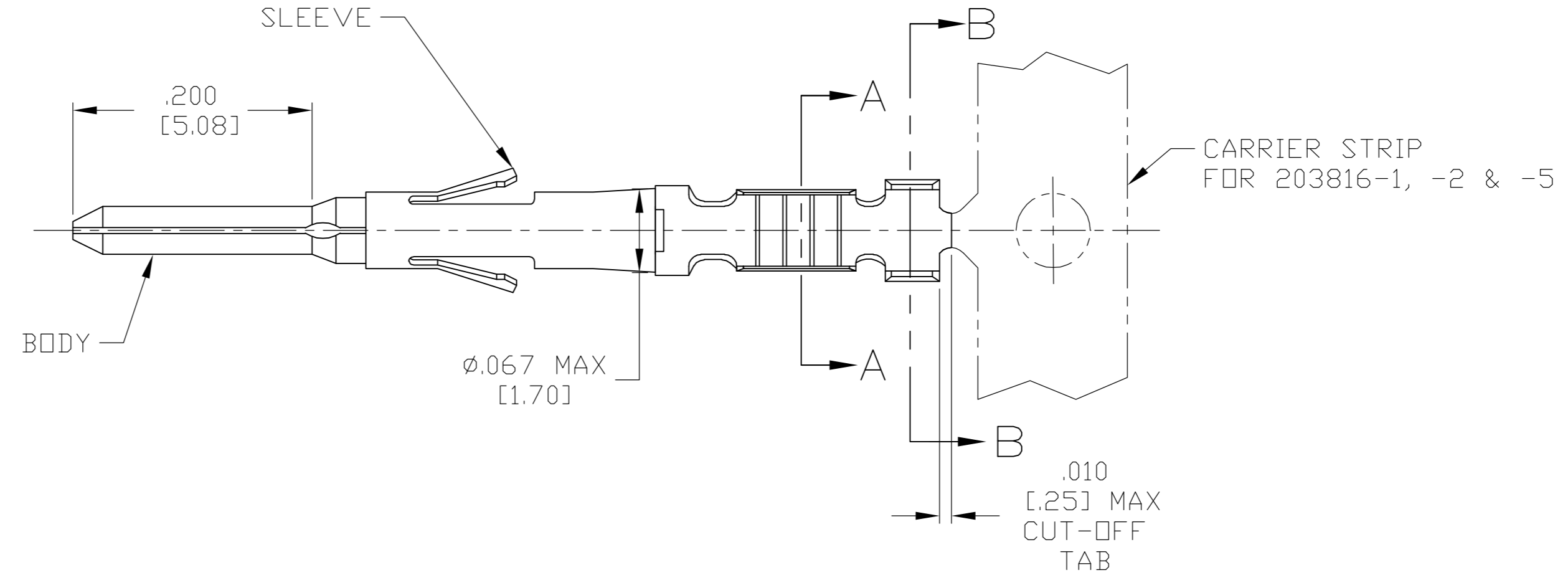
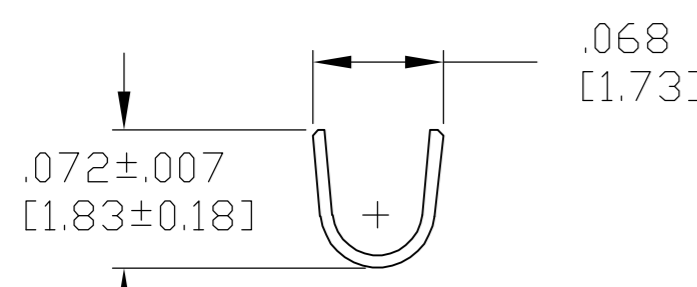
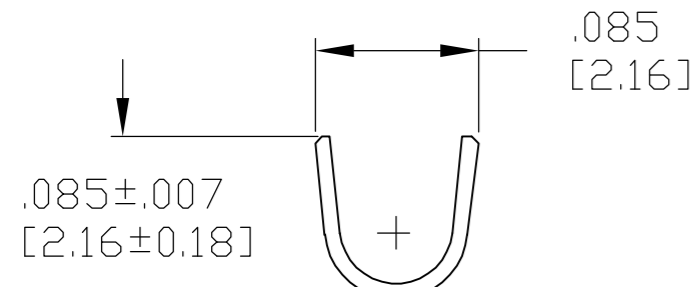


THIS DRAWING IS UNPUBLISHED. RELEASED FOR PUBLICATION - N/A .
 © COPYRIGHT N/A BY TYCO ELECTRONICS CORPORATION. ALL RIGHTS RESERVED.

| LOC | DIST | REVISIONS | | | | | |
|-----|------|-----------|-----|----------------------|---------|-----|------|
| DF | A5 | P | LTR | DESCRIPTION | DATE | DWN | APVD |
| | | W | | REV PER 0H14-0292-05 | 3-29-05 | CT | DM |



- 1 MATERIAL: BODY: BRASS PER ASTM-B-19
SLEEVE: STAINLESS STEEL PER ASTM-A-240.
- 2 FINISH: .000030 MIN THK GOLD PER ASTM-B-488
OVER .000050 MIN THK NICKEL PER AMS-QQ-N-290.
- 3 FINISH: SELECTIVE .000030 MIN THK GOLD PER ASTM-B-488
OVER .000050 MIN THK NICKEL PER AMS-QQ-N-290.
- 4 FINISH: .000150 MIN TIN OVER NICKEL FLASH.
CAUTION: USE OF TIN PLATED TERMINALS IN CERTAIN ENVIRONMENT MAY CAUSE NON-COMFORMANCE TO TYCO PRODUCT SPECIFICATION 108-10015.
- 5. WIRE RANGE: 20, 22 & 24 AWG
INSULATION RANGE: .062 MAX.
HAND CRIMPING TOOL: TYCO P/N 90260-1
EXTRACTION TOOL: TYCO P/N 91038-3
INSERTION TOOL: TYCO P/N 91042-1
- 6. PART NUMBERS 203816-7 THRU 1-203816-6 ARE OBSOLETE.

| | | | |
|-------------|--------|----------|----------|
| LOOSE PIECE | 4 | 1 | 203816-6 |
| ON STRIP | 4 | 1 | 203816-5 |
| LOOSE PIECE | 3 | 1 | 203816-4 |
| LOOSE PIECE | 2 | 1 | 203816-3 |
| ON STRIP | 3 | 1 | 203816-2 |
| ON STRIP | 2 | 1 | 203816-1 |
| REMARKS | FINISH | MATERIAL | PART NO. |

THIS DRAWING IS A CONTROLLED DOCUMENT.

| | | | |
|-------------------------|--|------------------------|---|
| DIMENSIONS: INCHES [mm] | TOLERANCES UNLESS OTHERWISE SPECIFIED: | DWN C.C.THOMAS 3-29-05 | Tyco Electronics Corporation Harrisburg, Pa 17105-3608 |
| | 0 PLC ± - | CHK D.MILLER 3-29-05 | |
| | 1 PLC ± - | APVD D.MILLER 3-29-05 | |
| | 2 PLC ± - | PRODUCT SPEC | |
| MATERIAL SEE TABLE | FINISH SEE TABLE | APPLICATION SPEC - | NAME PIN CONTACT ASSY, SIZE 20 (20-24 AWG) |
| | | WEIGHT - | SIZE A2 CAGE CODE 00779 DRAWING NO C=203816 RESTRICTED TO - |
| | | CUSTOMER DRAWING | SCALE 10:1 SHEET 1 OF 1 REV W |