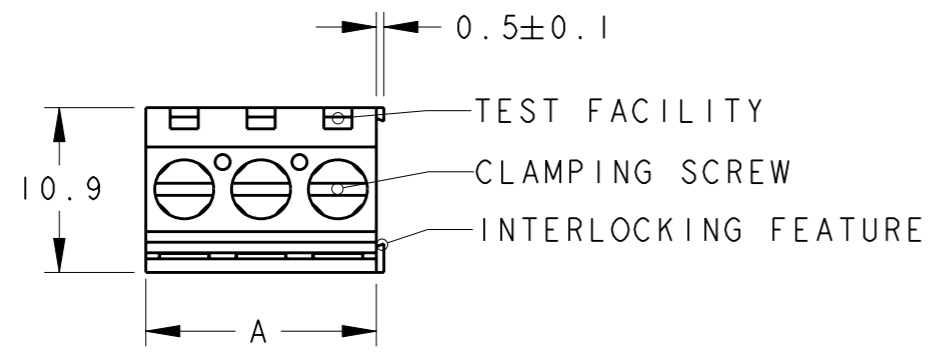
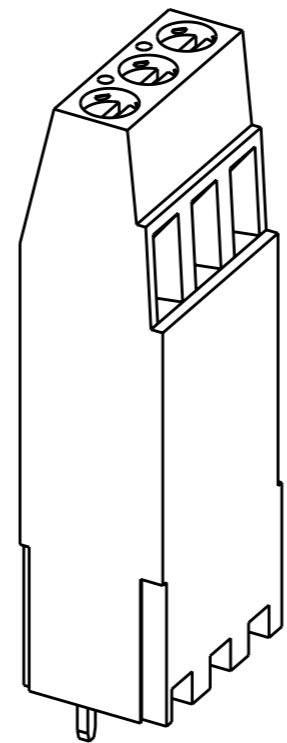


THIS DRAWING IS UNPUBLISHED. RELEASED FOR PUBLICATION 20  
 © COPYRIGHT 20 BY TYCO ELECTRONICS CORPORATION. ALL RIGHTS RESERVED.

LOC	DIST	REVISIONS			
P	LTR	DESCRIPTION	DATE	DWN	APVD
FT	0	C5	REVISED PER ECO-10-014961	21JUL2010	HMR CR

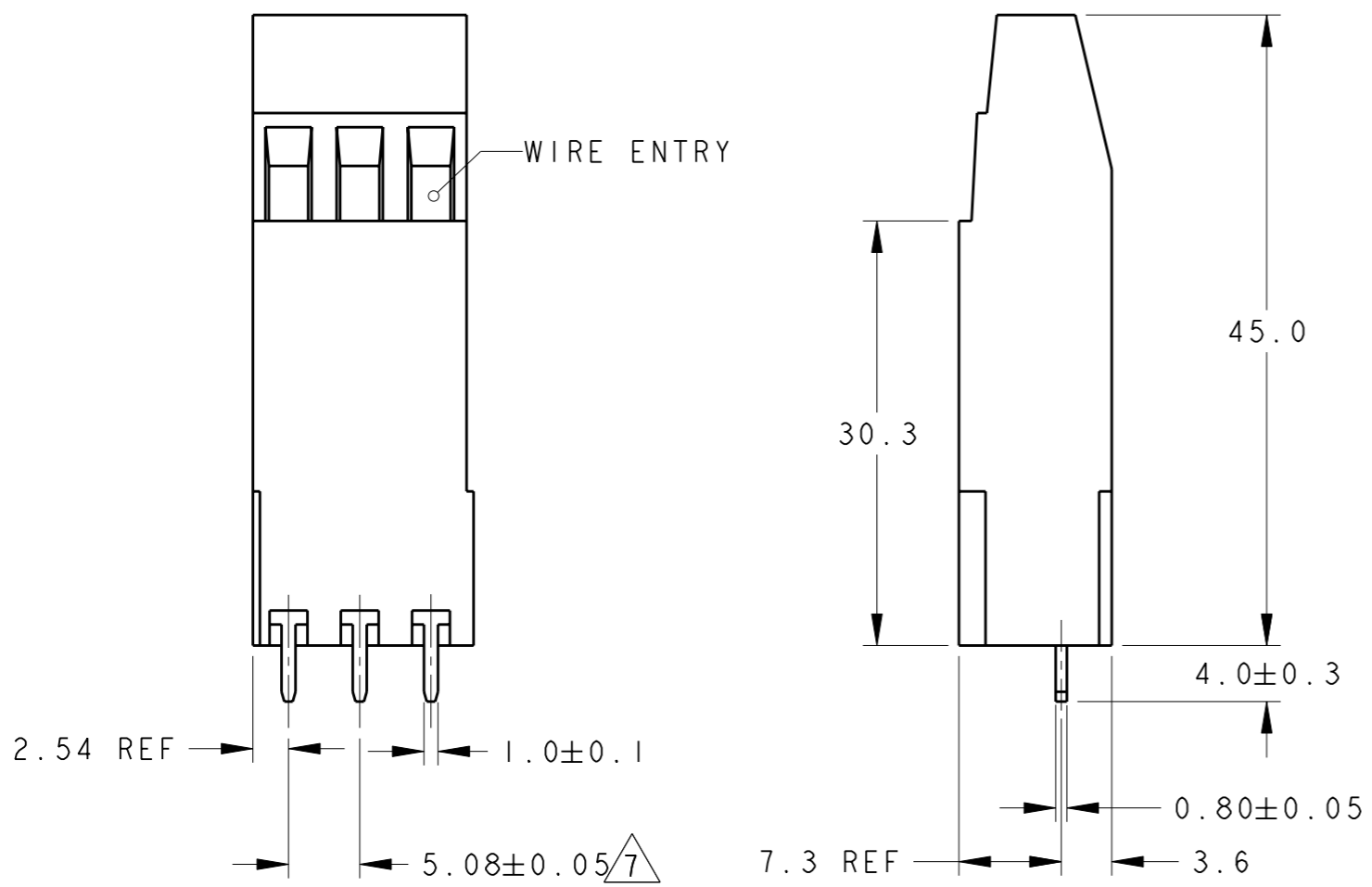


- 1 MATERIALS AND FINISH  
 HOUSING: PA 6-6, UL 94-V0, COLOR GREEN.  
 CLAMP: BRASS, NICKEL PLATED.  
 TERMINAL: BRASS, TIN PLATED.  
 CLAMPING SCREW: M3, BRASS, NICKEL PLATED.  
 2 SUITABLE FOR 1.6-2.4mm PCB BOARD THICKNESS.  
 3 END-TO-END STACKABLE W/INTERLOCK WITHOUT LOSS OF CENTERLINE SPACING.  
 4 WIRE SIZE RANGE  
 12 - 30 AWG  
 5 RECOGNIZED UNDER THE COMPONENT PROGRAM OF UNDERWRITERS LABORATORIES INC. FILE N° E60677.  
 6 IMQ CERTIFICATE WITH SURVEILLANCE IMQ IN CONFORMITY WITH IEC 998-1/998-2-1.



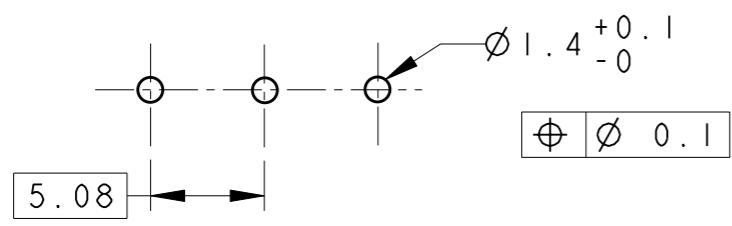
282925-3 AS SHOWN

- 7 NOT CUMULATIVE TOLERANCE.
- 8 P/N 1-282925-0 IS A KIT PACKAGE COMPRISED OF THE FOLLOWING: (3) OF 25 POS. GLUED ASSEMBLIES AND (4) OF 22 POS. GLUED ASSEMBLIES. EACH GLUED ASSEMBLY IS PACKAGED SEPERATLY IN A UNIT BOX.
- 9 INK MARKING, BLACK COLOR.  
 NUMERICAL SEQUENCE: FROM LEFT TO RIGHT FOR EACH GLUED ASSEMBLY.
- 10 INK MARKING, BLACK COLOR. SEE DETAIL FOR MARKING.
- 11 PARTS TO BE SHIPPED WITH CAGES IN THE CLOSED POSITION WITH SCREW TORQUE TO 3 IN-lbs MIN.
- 12 PRELIMINARY PART NUMBER



12/10	SEE DETAIL F	60.96	12	2-282925-3
12/10	SEE DETAIL E	76.20	15	2-282925-2
11/10	SEE DETAIL D	106.68	21	2-282925-1
11/10	SEE DETAIL C	76.20	15	1-282925-5
10	SEE DETAIL B	60.96	12	1-282925-2
8/9		828.04	163	1-282925-0
		15.24	3	282925-3
		10.16	2	282925-2
	<b>DIM.A</b>	<b>N° OF POS.</b>	<b>PART NUMBER</b>	

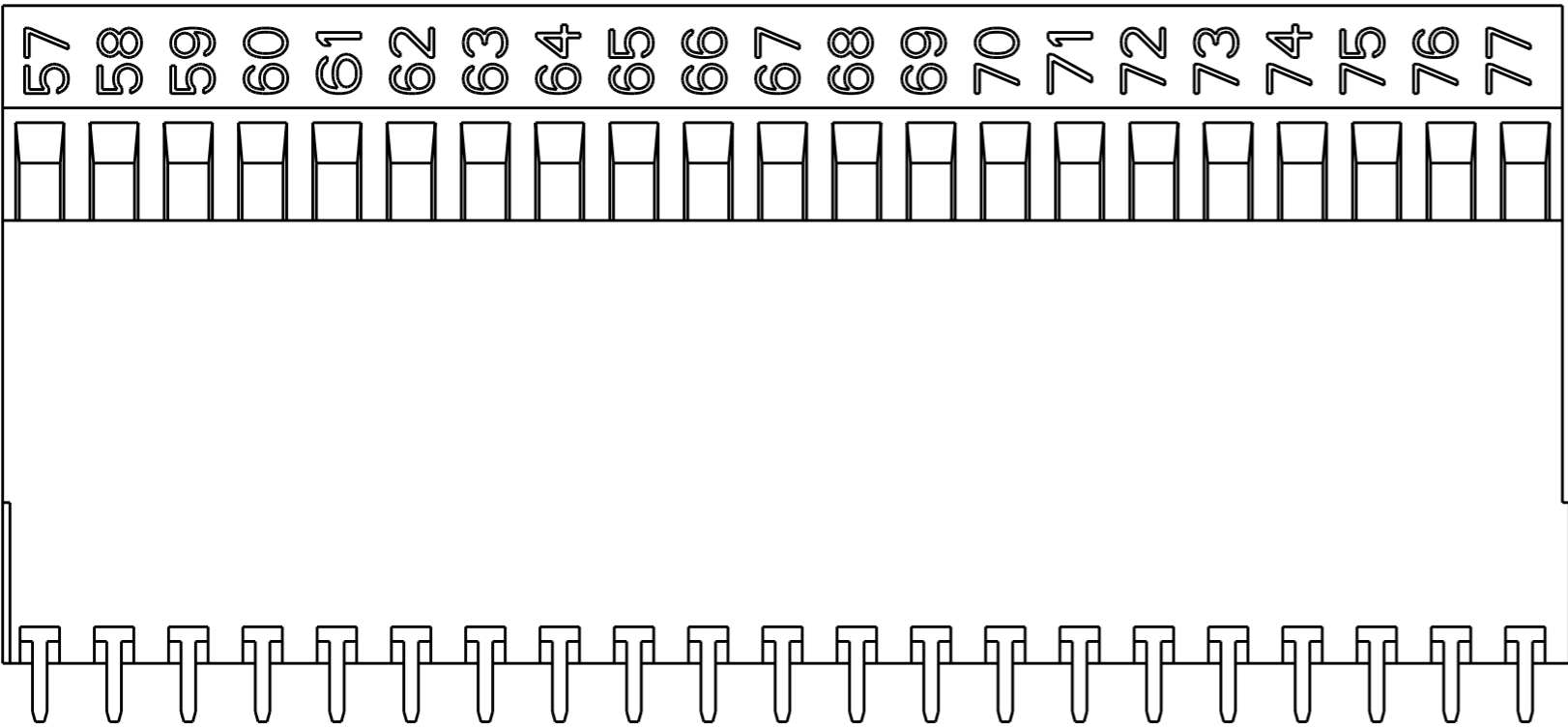
RECOMMENDED PC BOARD LAYOUT



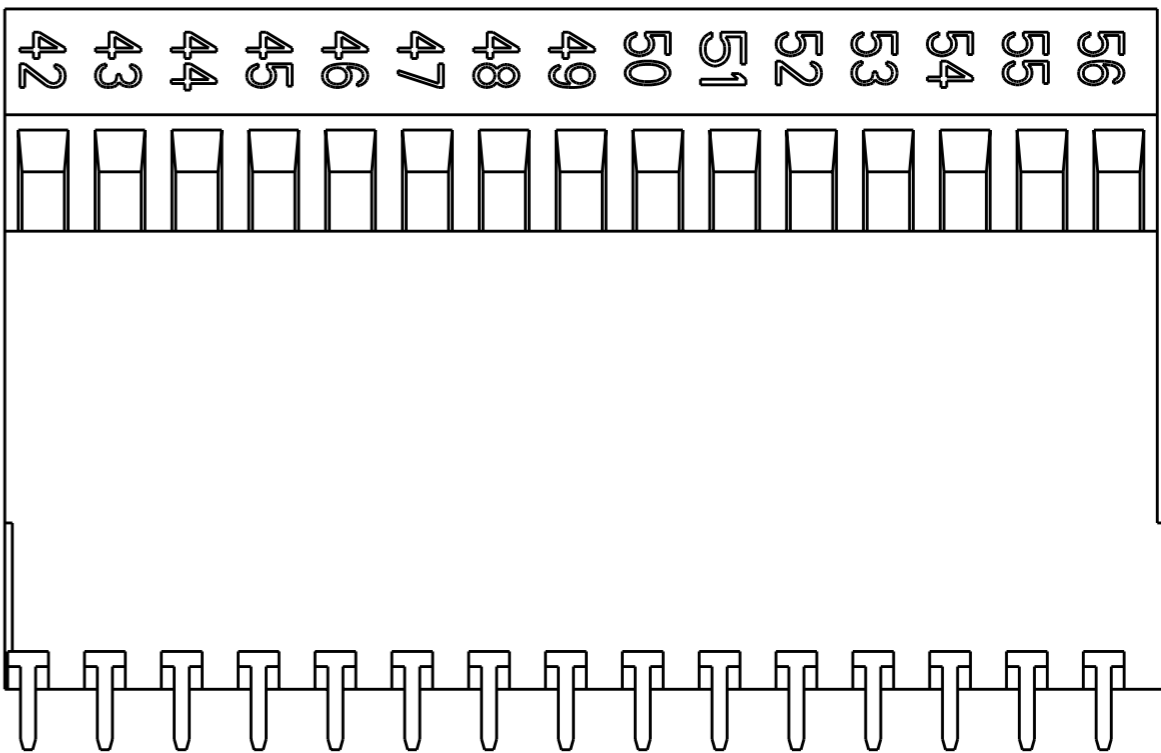
THIS DRAWING IS A CONTROLLED DOCUMENT FOR TYCO ELECTRONICS CORPORATION IT IS SUBJECT TO CHANGE AND THE CONTROLLING ENGINEERING ORGANIZATION SHOULD BE CONTACTED FOR THE LATEST REVISION.		DWN 09NOV2001 E. ZANOLINI	Tyco Electronics Harrisburg, PA 17105-3608	
DIMENSIONS: mm		CHK 09NOV2001 D. BIEVENOUR	NAME TERMINAL BLOCK, PCB MOUNT 3RD LEVEL STACKING W/INTERLOCK, 5.08mm PITCH	
TOLERANCES UNLESS OTHERWISE SPECIFIED: 0 PLC ±.3 1 PLC ±.3 2 PLC ±.25 3 PLC ±. 4 PLC ±. ANGLES ±2		APVD 09NOV2001 D. BIEVENOUR	PRODUCT SPEC 108-20166	
MATERIAL		APPLICATION SPEC 114-20079	DRAWING NO C-282925	
FINISH		WEIGHT -	RESTRICTED TO -	
CUSTOMER DRAWING		SCALE 2:1	SHEET 1 OF 3 REV C5	

THIS DRAWING IS UNPUBLISHED. RELEASED FOR PUBLICATION 20  
 © COPYRIGHT 20 BY TYCO ELECTRONICS CORPORATION. ALL RIGHTS RESERVED.

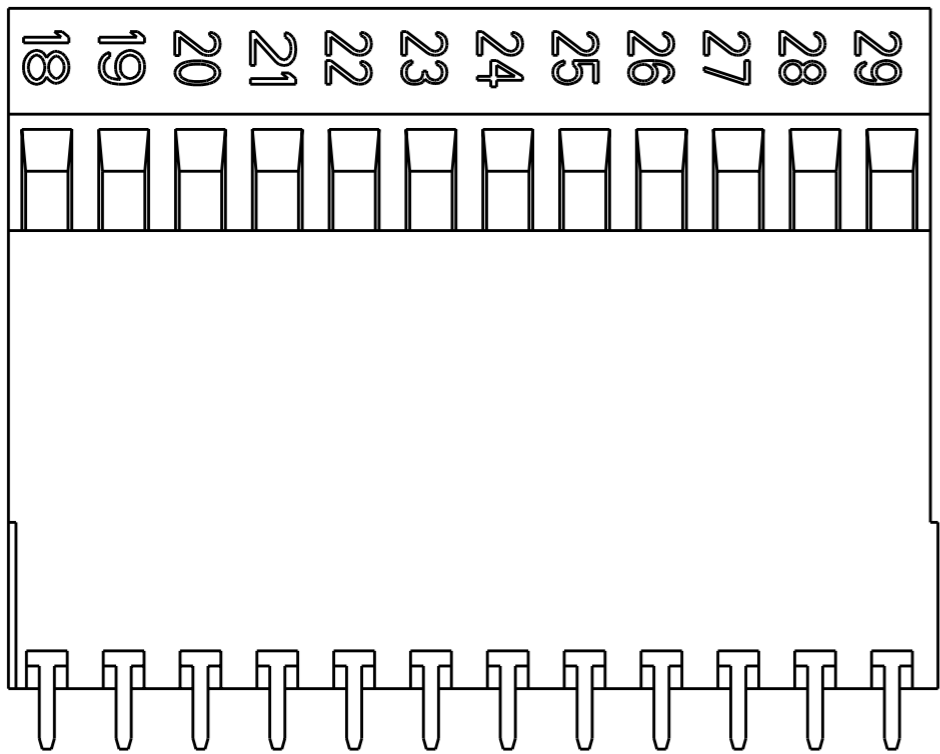
LOC	DIST	REVISIONS				
P	LTR	DESCRIPTION	DATE	DWN	APVD	
FT	0	-	SEE SHEET 1	-	-	



DETAIL D  
SCALE 2:1



DETAIL C  
SCALE 2:1



DETAIL B  
SCALE 2:1

<small>THIS DRAWING IS A CONTROLLED DOCUMENT FOR TYCO ELECTRONICS CORPORATION          IT IS SUBJECT TO CHANGE AND THE CONTROLLING ENGINEERING ORGANIZATION          SHOULD BE CONTACTED FOR THE LATEST REVISION.</small>		DWN 09NOV2001 <b>E. ZANOLINI</b> CHK 09NOV2001 <b>D. BIEVENOUR</b> APVD 09NOV2001 <b>D. BIEVENOUR</b>		Tyco Electronics Harrisburg, PA 17105-3608	
DIMENSIONS: mm		TOLERANCES UNLESS OTHERWISE SPECIFIED: 0 PLC ±.3 1 PLC ±.3 2 PLC ±.25 3 PLC ±. 4 PLC ±. ANGLES ±2		NAME <b>TERMINAL BLOCK, PCB MOUNT          3RD LEVEL          STACKING W/INTERLOCK, 5.08mm PITCH</b>	
MATERIAL -		FINISH -		PRODUCT SPEC 108-20166 APPLICATION SPEC 114-20079	
WEIGHT -		CUSTOMER DRAWING		SIZE A3 CAGE CODE 00779 DRAWING NO C-282925 RESTRICTED TO -	
SCALE 2:1		SHEET 2 OF 3		REV C5	

4

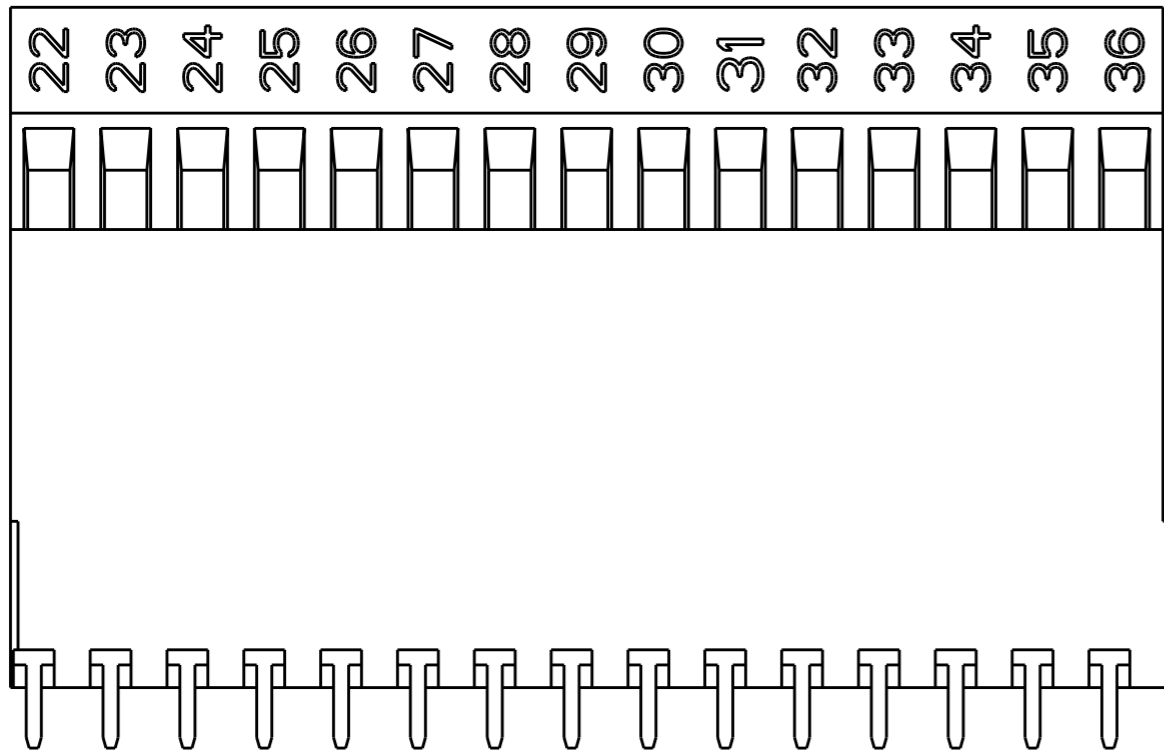
3

2


1

THIS DRAWING IS UNPUBLISHED. RELEASED FOR PUBLICATION 20  
 © COPYRIGHT 20 BY TYCO ELECTRONICS CORPORATION. ALL RIGHTS RESERVED.

LOC	DIST	REVISIONS				
P	LTR	DESCRIPTION	DATE	DWN	APVD	
FT	0	-	SEE SHEET 1	-	-	



DETAIL E  
SCALE 2:1



DETAIL F  
SCALE 2:1

<small>THIS DRAWING IS A CONTROLLED DOCUMENT FOR TYCO ELECTRONICS CORPORATION IT IS SUBJECT TO CHANGE AND THE CONTROLLING ENGINEERING ORGANIZATION SHOULD BE CONTACTED FOR THE LATEST REVISION.</small>		DWN 09NOV2001 E. ZANOLINI CHK 09NOV2001 D. BIEVENOUR APVD 09NOV2001 D. BIEVENOUR		Tyco Electronics Harrisburg, PA 17105-3608	
DIMENSIONS: mm		TOLERANCES UNLESS OTHERWISE SPECIFIED: 0 PLC ±. 1 PLC ±.3 2 PLC ±.25 3 PLC ±. 4 PLC ±. ANGLES ±2		NAME <b>TERMINAL BLOCK, PCB MOUNT 3RD LEVEL STACKING W/INTERLOCK, 5.08mm PITCH</b>	
		PRODUCT SPEC 108-20166 APPLICATION SPEC 114-20079		SIZE CAGE CODE DRAWING NO RESTRICTED TO A3 00779 C-282925 -	
MATERIAL - FINISH -		WEIGHT -		CUSTOMER DRAWING SCALE 1:1 SHEET 3 OF 3 REV C5	