

Fig. 1

- Series 350, 360, 370 & 380 single row Header strips come with various styles (pin, slotted head, turret and solder cup) with pluggable solder tails.

350...001 uses pin #0290
360...001 uses pin #0282
370...001 uses pin #0700
380...001 uses pin #8000
See pages 173 & 174 for details.

- Insulators are high temp. thermoplastic.



Ordering Information

Fig. 1	Series 350...001 .025 Pin / .018 Solder Tail
	350-XX-1__-00-001000 Specify # of pins → 01-64
Fig. 2	Series 360...001 Slotted Head / Solder Tail
	360-XX-1__-00-001000 Specify # of pins → 01-64
Fig. 3	Series 370...001 Turret / Solder Tail
	370-XX-1__-00-001000 Specify # of pins → 01-64
Fig. 4	Series 380...001 Solder Cup / Solder Tail
	380-XX-1__-00-001000 Specify # of pins → 01-64

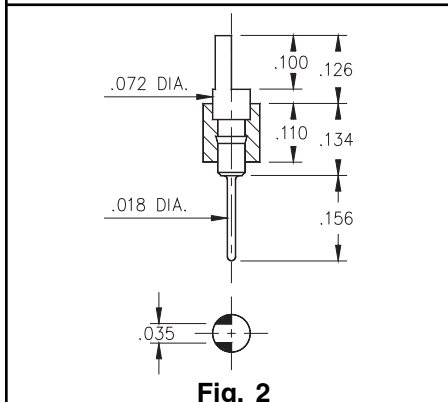


Fig. 2

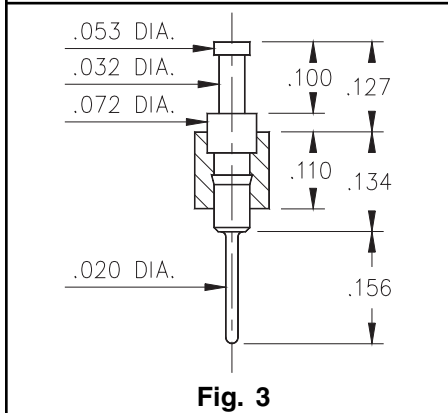


Fig. 3

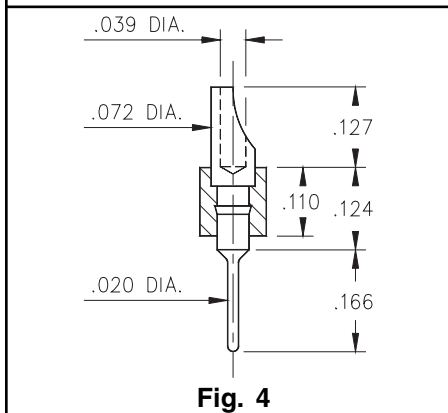


Fig. 4

For RoHS compliance select \diamond plating code.

XX=Plating Code See Below



SPECIFY PLATING CODE XX=	10 \diamond	90	40 \diamond	
Pin Plating	10 μ " Au	200 μ " Sn/Pb	200 μ " Sn	