
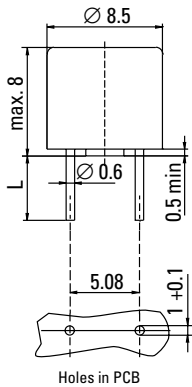


No. 370 / TR5®



Dimensions (mm)



Long Leads (L=18.8mm)
Short Leads (L=4.3mm)

Holes in PCB

IEC 60127-3/III, 250 V, F

Time-Current Characteristic

Quick Acting (F)

Standard

IEC 60127-3/III

Approvals

- VDE
- SEMKO
- cULus Recognized
- METI - PSE
- CCC

Features

- Reduced PCB space requirements
- Direct solderable or plug-in versions
- Internationally approved
- Low internal resistance
- Shocksafe casing
- Vibration resistant
- Halogen free

Specifications

Packaging

- 000: Tape/Ammopack (1,000 pcs.)
- 041: Short Leads - Bulk (1,000 pcs.)

Materials

- Base/Cap: Brown Thermoplastic
Polyamide PA 6.6, UL 94 V0
- Round Pins: Copper, Sn plated

Operating Temperature

-40 °C to +85 °C (consider de-rating)

Climatic Category

-40 °C/+85 °C/21 days
(IEC 60068-1,-2-1,-2-2,-2-78)

Stock Conditions

+10°C to +60°C
relative humidity ≤ 75 % yearly average,
without dew, maximum value for 30 days-95 %

Vibration Resistance

- 24 cycles at 15 min. each (EN 60068-2-6)
- 10 - 60 Hz at 0.75 mm amplitude
- 60 - 2000 Hz at 10 g acceleration

Lead Pull Strength

10 N (EN 60068-2-21)

Solderability

- 260 °C, ≤ 3 s (Wave)
- 350 °C, ≤ 3 s (Soldering iron)

Soldering Heat Resistance

260 °C, 10 s (IEC 60068-2-20)

Marking

Ⓜ, 370, 250 V, F, Current Rating, Approvals

Unit Weight

0.77 g (approx.)



Limits for Pre-arcing Time					
Rated Current	1.5 x I _N	2.1 x I _N	2.75 x I _N	4 x I _N	10 x I _N
40 mA ... 6.30 A	> 1h	< 30 min	10 ms ... 3 s	3 ms ... 300 ms	< 20 ms



Permissible continuous operating current is ≤ 100 % at ambient temperature of 23 °C (73.4 °F).

Rated Current	Amp Code	Voltage Rating	Breaking Capacity	Voltage Drop 1.0 x I _N Ⓜ max. (mV)	Power Dissipation 1.5 x I _N Ⓜ max. (mW)	Melting Integral 10 x I _N Ⓜ max. (A²s)	Approvals				
							VDE	SEMKO	cURus	PSE-JET	CCC
40mA	0040	250V		900	100	0.0002					
50mA	0050	250V		320	80	0.00035	•	•	•	•	
63mA	0063	250V		350	100	0.0005	•	•	•	•	
80mA	0080	250V		370	120	0.0014	•	•	•	•	
100mA	0100	250V		600	130	0.0038	•	•	•	•	
125mA	0125	250V		550	172	0.0066	•	•	•	•	
160mA	0160	250V		500	165	0.014	•	•	•	•	
200mA	0200	250V		465	190	0.03	•	•	•	•	
250mA	0250	250V		400	250	0.051	•	•	•	•	
315mA	0315	250V	35 A / 250 V AC ¹ 50-60 Hz cos φ = 1.0	380	250	0.1	•	•	•	•	
400mA	0400	250V		120	135	0.025	•	•	•	•	
500mA	0500	250V		120	155	0.042	•	•	•	•	
630mA	0630	250V		115	200	0.076	•	•	•	•	
800mA	0800	250V		120	310	0.12	•	•	•	•	
1.00A	1100	250V		110	310	0.2	•	•	•	•	
1.25A	1125	250V		100	360	0.31	•	•	•	•	
1.60A	1160	250V		100	600	0.53	•	•	•	•	
2.00A	1200	250V		85	500	0.98	•	•	•	•	
2.50A	1250	250V		80	660	1.8	•	•	•	•	
3.15A	1315	250V		90	950	3.1	•	•	•	•	
4.00A	1400	250V		80	920	6.7	•	•	•	•	
5.00A	1500	250V		80	1000	12.00	•	•	•	•	
6.30A*	1630	250V		70	1200	24.00	G	•	•	•	

¹ Per UL, approved breaking capacity is 50 A at 250 V. * Conducting path min. 0.2 mm²
Note: 1.00 means the number one with two decimal places. 1,000 means the number one thousand.

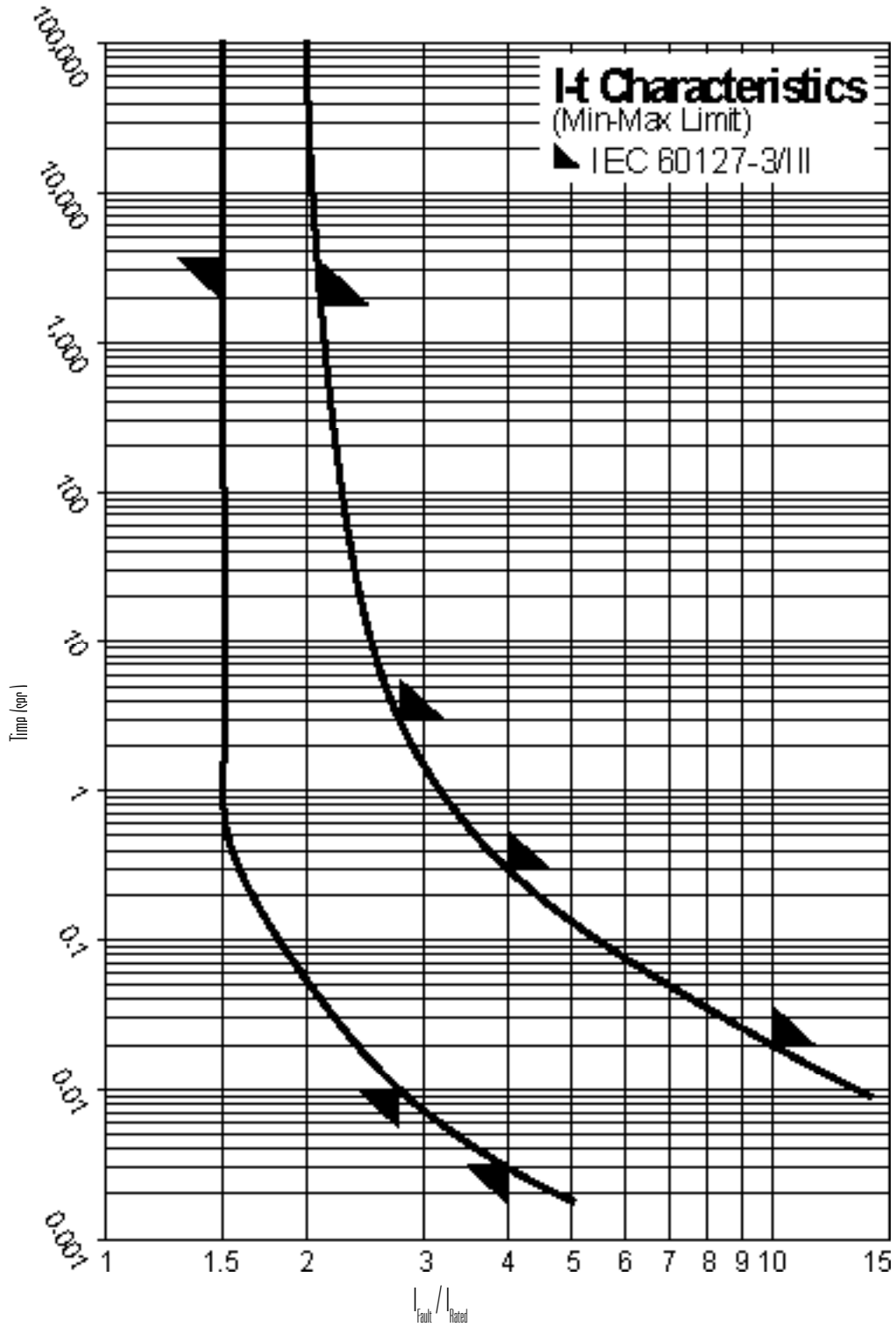
Order Information

Qty.	Order-Number	Series	Amp Code	Packaging
		370		

G = Expert Report pending

Specifications are subject to change without notice

TR5[®] / No. 370



Contact Littelfuse for individual I-t curves