
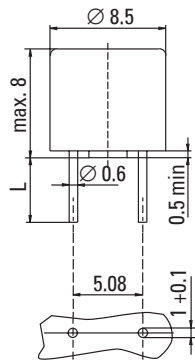


No. 373 / TR5®



Dimensions (mm)



Holes in PCB
 Long Leads (L=18.8 mm)
 Short Leads (L=4.3 mm)

UL 248-14, 250 V, F lead free

Time-Current Characteristic
 Quick Acting (F)

Standard
 UL 248-14
 CSA C22.2 No. 248.14

Approvals
 UL Listed
 CSA Certified

Features

- Reduced PCB space requirements
- Direct solderable or plug-in versions
- Internationally approved
- Low internal resistance
- Shocksafe casing
- Vibration resistant
- Halogen free

Specifications

Packaging

- 000: Tape/Ampopack (1,000 pcs.)
- 041: Short Leads - Bulk (1,000 pcs.)

Materials

- Base/Cap: Brown Thermoplastic
 Polyamide PA 6.6, UL 94V0
- Round Pins: Copper, Sn plated

Operating Temperature

-40 °C to +85 °C (consider de-rating)

Climatic Category

-40 °C/+85 °C/21 days (EN 60068-1,-2-1,-2-2,-2-78)

Stock Conditions

+10 °C to +60 °C
 relative humidity ≤ 75 % yearly average,
 without dew, maximum value for 30 days-95 %

Vibration Resistance

24 cycles at 15 min. each (EN 60068-2-6)
 10 - 60 Hz at 0.75 mm amplitude
 60 - 2000 Hz at 10 g acceleration

Lead Pull Strength

10 N (EN 60068-2-21)

Solderability

260 °C, ≤ 3 s (Wave)
 350 °C, ≤ 3 s (Soldering iron)

Soldering Heat Resistance

260 °C, 10 s (IEC 60068-2-20)

Marking

Ⓢ, 373, 250 V, F, Current Rating, Approvals

Unit Weight

0.77 g (approx.)

Limits for Pre-arcing Time

Rated Current	$2.0 \times I_N$ Ⓢ
50 mA ... 6.30 A	< 5 s
8.00 A ... 10.00A	< 60 s



Permissible continuous operating current is ≤ 70 % at ambient temperature of 23 °C (73.4 °F).

Rated Current	Amp Code	Voltage Rating	Breaking Capacity	Voltage Drop $1.0 \times I_N$ Ⓢ max. (mV)	Power Dissipation $1.0 \times I_N$ Ⓢ max. (mW)	Melting Integral $10 \times I_N$ Ⓢ max. (A ² s)	Approvals UL CSA cULus
50mA	0050	250V		1400	70	0.0001	• •
63mA	0063	250V		1300	85	0.00023	• • •
80mA	0080	250V		1200	100	0.00037	• • •
100mA	0100	250V		1100	110	0.0013	• • •
125mA	0125	250V		1000	125	0.0019	• • •
160mA	0160	250V		950	155	0.004	• • •
200mA	0200	250V		850	170	0.0065	• • •
250mA	0250	250V		750	190	0.014	• • •
315mA	0315	250V		650	205	0.032	• • •
400mA	0400	250V	50A/250V AC	230	95	0.016	• • •
500mA	0500	250V	50-60 Hz	220	110	0.025	• • •
630mA	0630	250V	cos φ = 1.0	210	135	0.045	• • •
800mA	0800	250V		200	160	0.069	• • •
1.00A	1100	250V		190	190	0.125	• • •
1.25A	1125	250V		180	225	0.2	• • •
1.60A	1160	250V		170	275	0.38	• • •
2.00A	1200	250V		160	320	0.63	• • •
2.50A	1250	250V		150	375	1.2	• • •
3.15A	1315	250V		140	445	1.9	• • •
4.00A	1400	250V		130	520	3.5	• • •
5.00A	1500	250V		120	630	6.2	• • •
6.30A	1630	250V		115	1000	9.1	• • •
8.00A ¹	1800	250V		120	1600	30	• • •
10.00A ¹	2100	250V		110	2000	55	• • •

¹ Conducting path cross-section minimum ≥ 0.2mm²

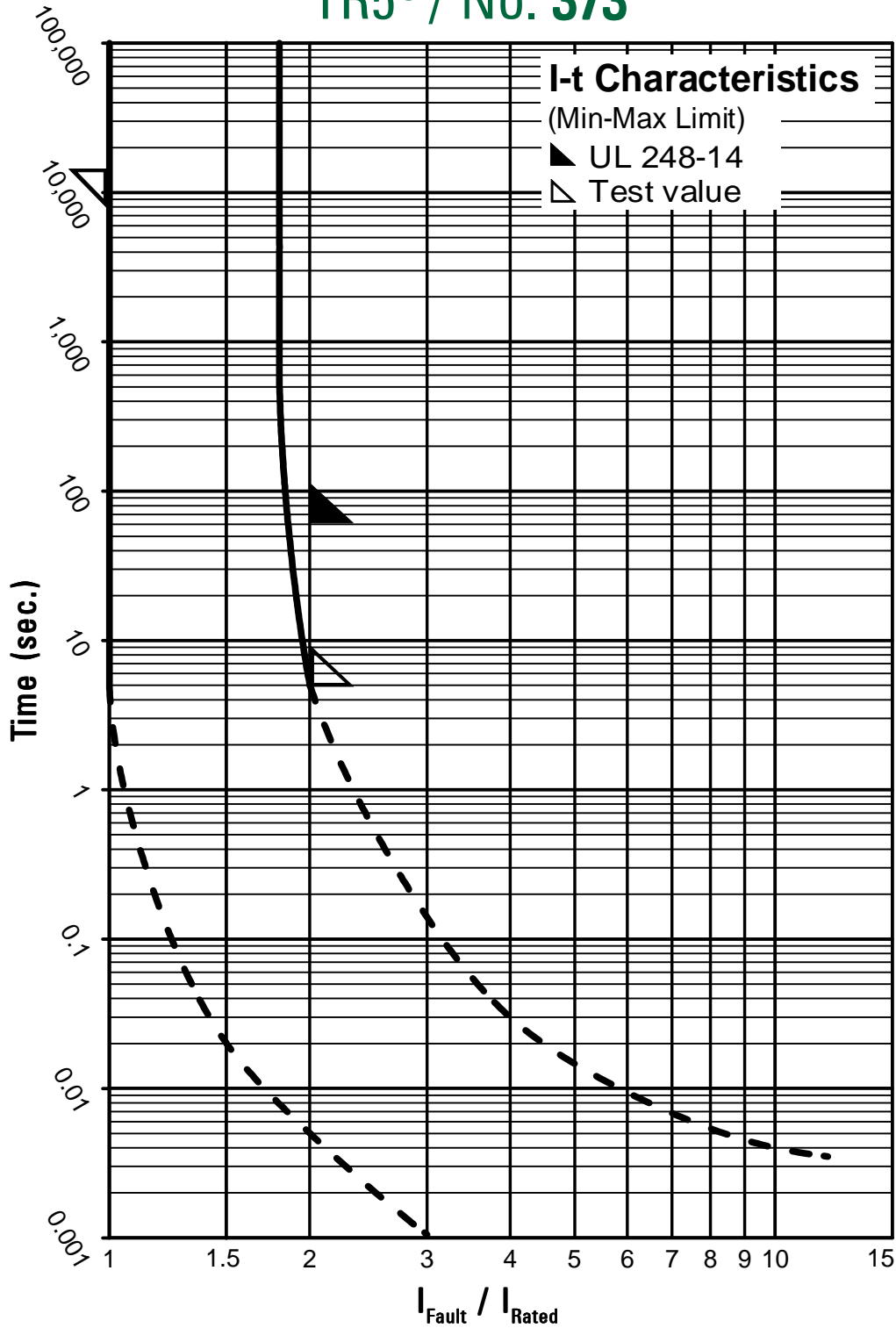
Note: 1.00 means the number one with two decimal places. 1,000 means the number one thousand.

Order Information

Qty.	Order-Number	Series	Amp Code	Packaging
		373		

Specifications are subject to change without notice

TR5[®] / No. 373



Contact Littelfuse for individual I-t curves