

Fig. 1

- Series 380 & 480 use MM #8000 pins. See page 183 for details.
- Series 329 & 429 use MM #2954 pin receptacles and accept pin diameters from .015"-.025". See page 142 for details.
- Series 329 & 429 receptacles use Hi-Rel, 4 finger BeCu #30 contacts rated at 3 amps. See page 218 for details.
- Solder cups are pre-aligned.
- Insulators are high temp. thermoplastic.

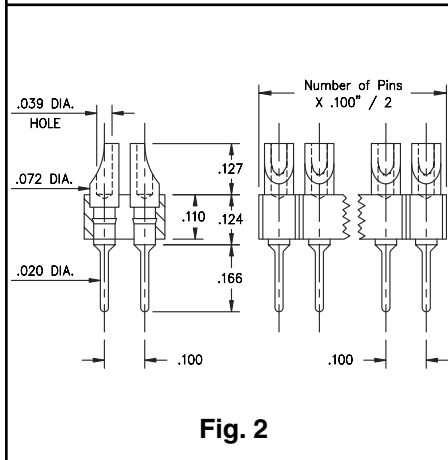



Fig. 2

Ordering Information

Fig. 1	Series 380...001	Solder Cup / Solder Tail
	380-XX-1 _ _ -00-001000	Specify # of pins → 01-64
Fig. 2	Series 480...001	Solder Cup / Solder Tail
	480-10-2 _ _ -00-001000	Specify # of pins → 02-64

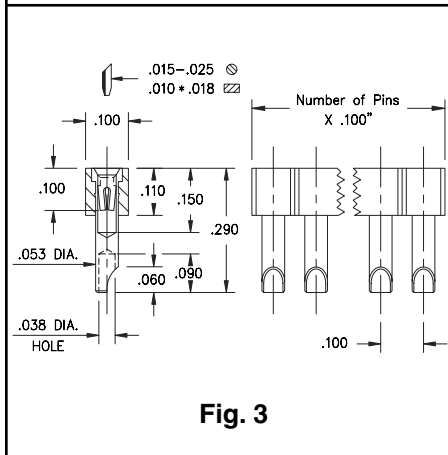


Fig. 3

For Electrical, Mechanical & Environmental Data, See pg. 4

XX=Plating Code
See Below

For RoHS compliance select ◇ plating code.

SPECIFY PLATING CODE XX=	10 ◇	90 ◇	40 ◇	
Pin Plating	10μ" Au	200μ" Sn/Pb	200μ" Sn	

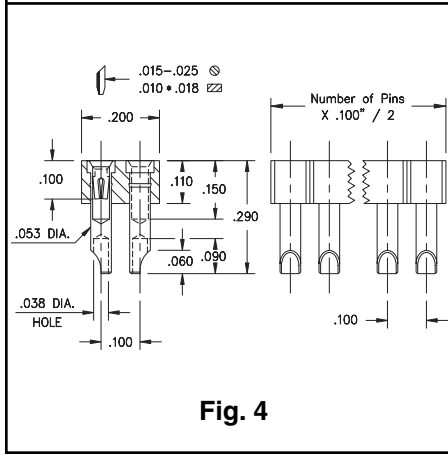


Fig. 4

Fig. 3	Series 329...540	Solder Cup Sockets
	329-43-1 _ _ -41-540000	Specify # of pins → 01-64
Fig. 4	Series 429...540	Solder Cup Sockets
	429-43-2 _ _ -41-540000	Specify # of pins → 02-64

For Electrical, Mechanical & Environmental Data, See pg. 4

For RoHS compliance select ◇ plating code.

PLATING CODE =					43 ◇		
Sleeve (Pin)					200μ" Sn		
Contact (Clip)					30μ" Au		